

Cockburnspath Primary School and Nursery Class

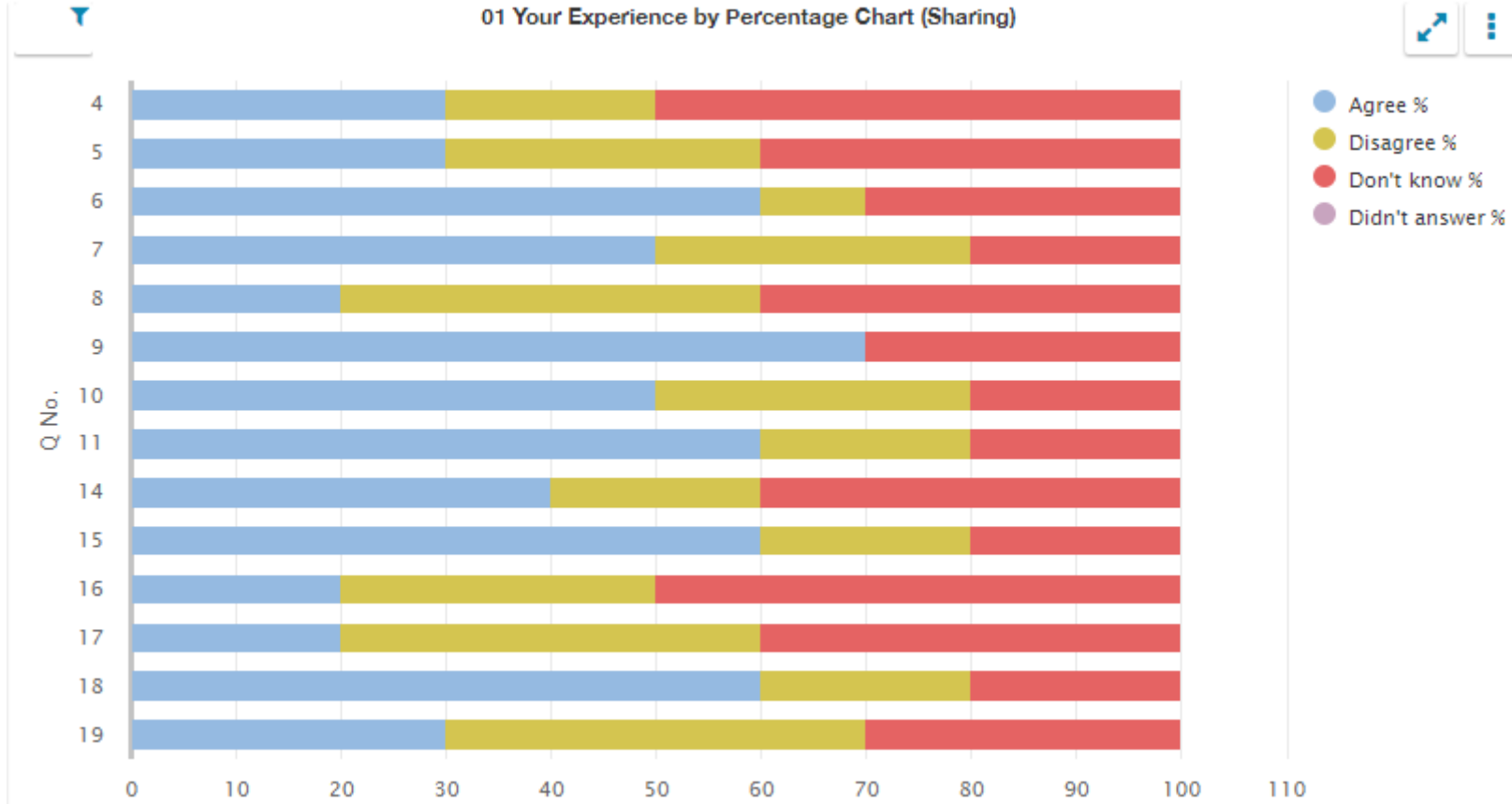
Pre-inspection questionnaire summary report
Inspection week: 5 February 2024

Questionnaire for children in primary stages (01)

01 Your experience by percentage (sharing)

| Q No. | Question | Response Count | Agree % | Disagree % | Don't know % | Didn't answer % |
|-------|---|----------------|---------|------------|--------------|-----------------|
| 4 | I feel safe when I am at school. | 10 | 30 | 20 | 50 | 0.00 |
| 5 | My school helps me to feel safe. | 10 | 30 | 30 | 40 | 0.00 |
| 6 | I have someone in my school I can speak to if I am upset or worried about something. | 10 | 60 | 10 | 30 | 0.00 |
| 7 | Staff treat me fairly and with respect. | 10 | 50 | 30 | 20 | 0.00 |
| 8 | Other children treat me fairly and with respect. | 10 | 20 | 40 | 40 | 0.00 |
| 9 | My school helps me to understand and respect other people. | 10 | 70 | 0.00 | 30 | 0.00 |
| 10 | My school is helping me to become confident. | 10 | 50 | 30 | 20 | 0.00 |
| 11 | My school teaches me how to lead a healthy lifestyle. | 10 | 60 | 20 | 20 | 0.00 |
| 12 | There are lots of chances at my school for me to get regular exercise. | X | X | X | X | X |
| 13 | My school offers me the opportunity to take part in activities in school beyond the classroom and timetabled day. | X | X | X | X | X |
| 14 | I have the opportunity to discuss my achievements outwith school with an adult in school who knows me well. | 10 | 40 | 20 | 40 | 0.00 |
| 15 | My school listens to my views. | 10 | 60 | 20 | 20 | 0.00 |
| 16 | My school takes my views into account. | 10 | 20 | 30 | 50 | 0.00 |
| 17 | I feel comfortable approaching staff with questions or suggestions. | 10 | 20 | 40 | 40 | 0.00 |
| 18 | Staff help me to understand how I am progressing in my school work. | 10 | 60 | 20 | 20 | 0.00 |
| 19 | My homework helps me to understand and improve my work in school. | 10 | 30 | 40 | 30 | 0.00 |

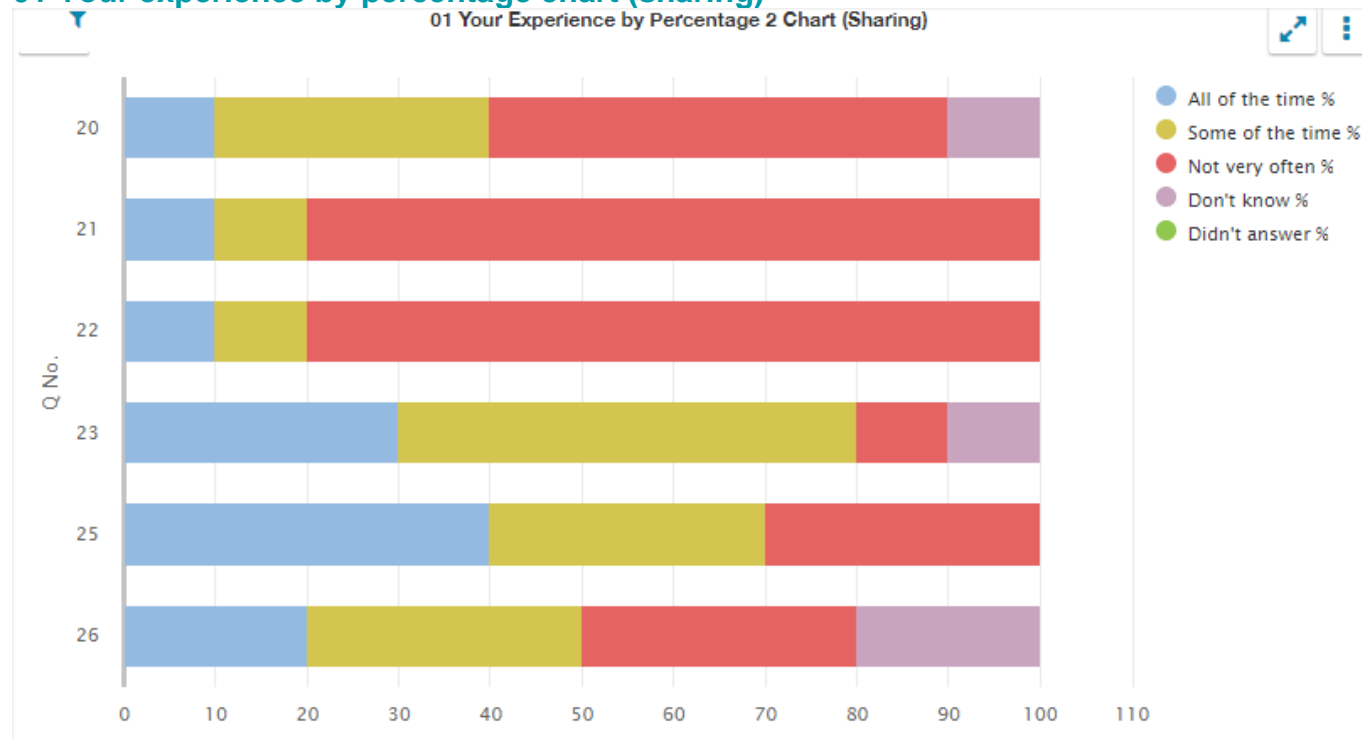
01 Your experience by percentage chart (sharing)



01 Your experience by percentage 2 (sharing)

| Q No. | Question | Response Count | All of the time % | Some of the time % | Not very often % | Don't know % | Didn't answer % |
|-------|---|----------------|-------------------|--------------------|------------------|--------------|-----------------|
| 20 | Other children behave well. | 10 | 10 | 30 | 50 | 10 | 0.00 |
| 21 | My teachers ask me about what things I want to learn in school. | 10 | 10 | 10 | 80 | 0.00 | 0.00 |
| 22 | I enjoy learning at school. | 10 | 10 | 10 | 80 | 0.00 | 0.00 |
| 23 | I feel that my work in school is hard enough. | 10 | 30 | 50 | 10 | 10 | 0.00 |
| 24 | I know who to ask to get help if I find my work too hard. | X | X | X | X | X | X |
| 25 | I am encouraged by staff to do the best I can. | 10 | 40 | 30 | 30 | 0.00 | 0.00 |
| 26 | I am happy with the quality of teaching in my school. | 10 | 20 | 30 | 30 | 20 | 0.00 |

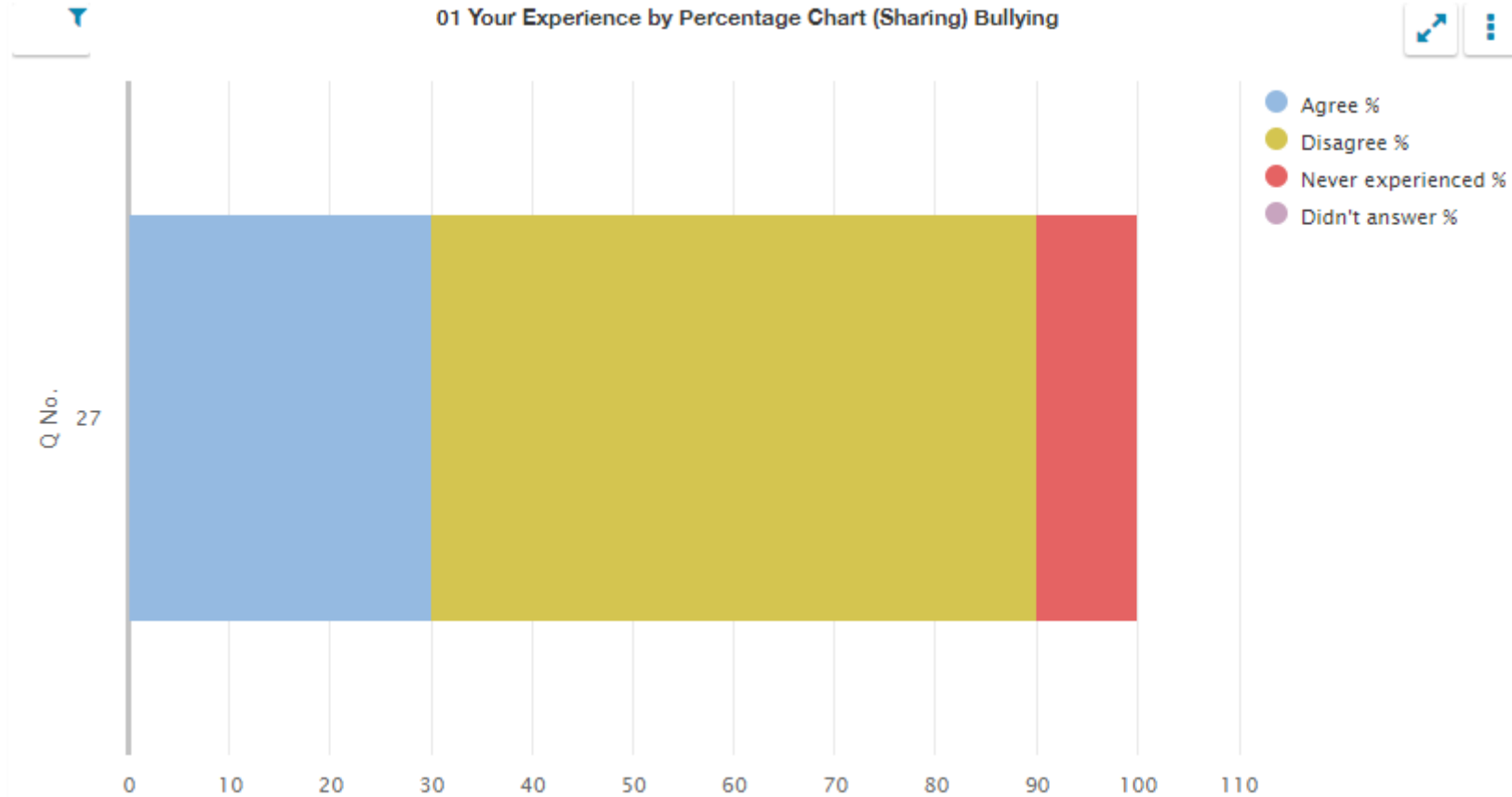
01 Your experience by percentage chart (sharing)



01 Your experience by percentage (sharing) bullying

| Q No. | Question | Response Count | Agree % | Disagree % | Never experienced % | Didn't answer % |
|-------|---|----------------|---------|------------|---------------------|-----------------|
| 27 | My school deals well with any bullying. | 10 | 30 | 60 | 10 | 0.00 |

01 Your experience by percentage chart (sharing) bullying



01 Your experience by percentage (sharing) moved

| Q No. | Question | Response Count | Agree % | Disagree % | Haven't moved % | Didn't answer % |
|-------|---|----------------|---------|------------|-----------------|-----------------|
| 28 | I was well supported if I moved to a new school within the last year. | 10 | 30 | 20 | 50 | 0.00 |

01 Your experience by percentage chart (sharing) moved

