

# „GWIAZDA KOPERNIKA”

## Pupil Activity Pack



## Activity 1 – Who's who ?

### Bohaterowie: słownictwo

In 'Gwiazda Kopernika' (The Star of Copernicus) we see the young Copernicus' love of science develop, eventually resulting in his discovery that the Earth revolves around the sun. This was a revolutionary concept in those days, where the church was all powerful, and people believed that the Earth was the centre of the universe. As you watch the film, you will get to know the characters. Can you remember who's who?

Here are some words to help you. Click on the sound file and practise each one by taking turns with a partner.

Kto to jest?	Who is it?
To jest	It's
Mama (matka)	mum, mother
Tata (ojciec)	dad, father
Brat	brother
Siostra	sister
Wujek	uncle
Kolega/koleżanka	male/female friend
Przyjaciół/przyjaciółka	Male/female close friend
Profesor (nauczyciel)	Professor/teacher
Pies	dog
Kot	cat
Ryba	fish

1. Look at the descriptions below and match with the correct character from the film by drawing an arrow. Use the word list above to help you.

To jest przyjaciel Mikołaja

To jest brat Mikołaja

To jest Mikołaj Kopernik

To jest pies i ryba

To jest tata Mikołaja

To jest mama Mikołaja

To jest wujek Mikołaja

To jest przyjaciółka Mikołaja



Did you notice ?

In almost all these pictures, the name ends in the letter 'a'. In Polish language, instead of using an **apostrophe** like English to show when something belongs to someone, we add the letter **-a** to some of male first or second names which end with a consonant. For example:

***Kopernik – Kopernika, Piotr - Piotra.***

***Mama Kopernika, mama Piotra.***

(Copernicus' mum, Piotr's mum).

Now think about the title of the film... of course it's 'Copernicus' Star'!





## Activity 2 – Greetings

### Pozdrowienia

#### Step 1: Before you do this activity go to and try out

<http://www.funkidslive.com/features/learn-polish/learn-polish-meet-and-greet/>

In Polish, as in some other languages, there are different greetings depending on who you're talking to. Informal for friends and family and formal for other adults, teachers etc. Click on the sound files and listen as often as you can and practise with a partner.



Informal



Formal



#### Step 2: Getting to know you!

In order to get to know someone you need to be able to ask their name.

Click on the sound files below as often as you need to and practise asking and giving your name in a group or with a partner.

---

**Jak masz na imię?**

---

**What's your name?**

**Jak on/ona ma na imię?**

**Ja mam na imię**

**On ma na imię**

**Ona ma na imię**

**What's his/her name?**


**My name is.....**

**His name is .....**


**Her name is .....**

Jak on ma na imię?  
On ma na imię Mikołaj.

Jak ona ma na imię?  
Ona ma na imię Anna.



Jak on ma na imię?



Jak on ma na imię?



Jak masz na imię?

### **Step 3: Tell me your name.**

Take your partners. Your teacher will give you a card with a name on it. Go around the class. Introduce yourself and ask your partner's name. When you find your partner sit down together.

## **Activity 3 – Travels**

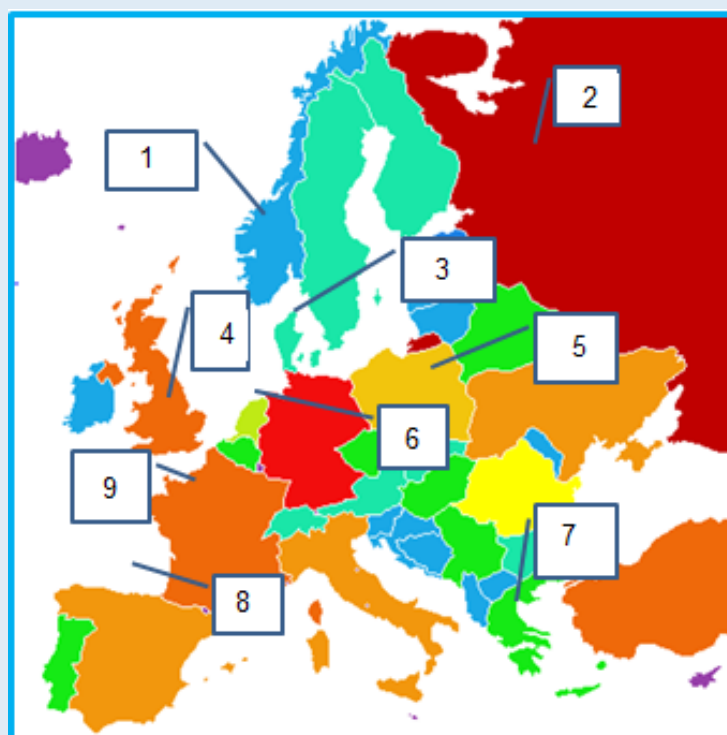
## Podróże

In the film, we see Copernicus travel across Europe. These were days before planes, trains, cars or even bikes! Journeys would take many days by coach or on horseback. A lot of the countries look like the words in English, can you work out what they are? Complete the grid.

Polska	Hiszpania
Wielka Brytania	Norwegia
Francja	Rosja
Dania	Grecja
Holandia	Szkocja

On the map below you will see countries with in Europe. Can you work out what they are and complete the grid in Polish?

1.	6.
2	7.
3.	8.
4.	9.
5.	10.



#### Activity 4 - Saying where you come from.

### SKĄD JESTEŚ?

Look at the flags below. Can you work out which country they represent? Write your answer in the space below. Link each sentence with the correct picture!



Jestem z Holandii

Jestem z Wielkiej Brytanii

Jestem z Rosji

Jestem z Francji

Jestem z Hiszpanii

Jestem ze Szkocji

#### Activity 5 – Instruments

##### Narzędzia astronoma

Despite having only very basic instruments to help him, Copernicus was able to make his great discovery.

Here are some of the instruments he used. Can you guess what they are or how he used them?






Here you can find out more about Copernicus:

<https://www.youtube.com/watch?v=4JTGMGKWL5k>

[https://www.youtube.com/watch?v=XJt\\_GVjyBs4](https://www.youtube.com/watch?v=XJt_GVjyBs4)

<https://www.youtube.com/watch?v=GPBB5thPgQE>

**Activity 5** (continued) answers in the box below! Use your KAL - your knowledge about language - and looking at the picture clues, translate the items below into English.



Planeta



Księżyc



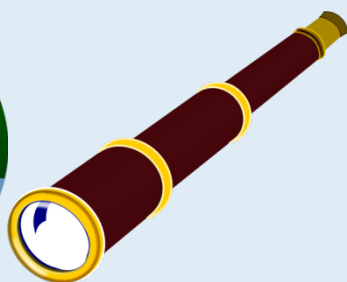
Gwiazda



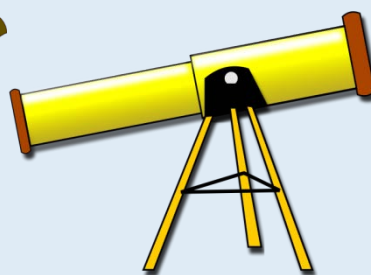
Słońce




Ziemia



Luneta



Teleskop




Astronauta



Globus



Niebo



Rakieta



Kosmita

## Activity 6.

At the start of the film we see the young Copernicus and his friends running through the market. Many of the foods available to Copernicus can still be bought in Polish markets today. What kind of things do you think these are ?



You've been invited over to Kraków to spend time with your cousin. He wants to know what you like to eat so his mother can buy your favourite food when she goes shopping.

Got to <http://www.funkidslive.com/features/learn-polish/learn-polish-at-the-supermarket/> and use the sound files to practice saying the food items below.

crisps = **chipsy/chrupki**

fruit = **owoce**

eggs = **jajka**

butter = **masło**

orange juice = **sok pomarańczowy**

chocolate = **czekolada**

apples/bananas/oranges = **jabłka/banany/pomarańcze**

milk = **mleko**

cake = **ciasto**

water = **woda**

**Here's how to say what you like or don't like.**

Do you like .....?

**Czy lubisz ..... ?**

I love.....

**Uwielbiam ..... ♡♡**

I like.....

**Lubię ..... ♡**

I don't like.....

**Nie lubię ..... 🙄**

I can't stand.....

**Nie znoszę..... 🙄🙄🙄**

**\*\*Note different forms of the words listed above (verbs). In Polish, they change their endings depending on WHO is speaking:**

**Ja uwielbiam, lubię, nie lubię, nie znoszę... Ty uwielbiasz, lubisz, nie lubisz, nie znosisz.**

With a partner or in a group , practise asking what food and drinks they like.  
When you feel confident, why not do a survey across your class?

Now try and give the opinions of the people below. What would each person say?



Jakub



Lubię jajka, ale nie lubię mleka.



Uwielbiam czekoladę, ale nie znoszę tortu.



Filip



Nie lubię pierogów, ale .....



.....wody.....tort.



Zuzanna



..... i .....



..... masła i bananów.

**Look who's talking! Read the sentences below and work out who's talking Jakub, Filip or Zuzanna?**

1. I love apples. / Uwielbiam jabłka.

Who loves apples? / Kto uwielbia jabłka?

**Zuzanna!**

Now it is your turn:

2. I hate cake. / Nie znoszę tortu.

Who hates cake? / Kto nie znosi tortu?

\_\_\_\_\_

3. I don't like milk. /Nie lubię mleka.

Who doesn't like milk? / Kto nie lubi mleka? \_\_\_\_\_

4. I like orange juice. / Lubię sok pomarańczowy.

Who likes orange juice? / Kto lubi sok pomarańczowy? \_\_\_\_\_



Using the sentences above to help you, write about 3 things you like or don't like to eat or drink.

1. \_\_\_\_\_

2. \_\_\_\_\_

3. \_\_\_\_\_

## Activity 7 - The Solar System

### System Słoneczny

Copernicus correctly discovered that the earth and the other planets in the solar system orbit the sun , as well as turning on their own axis.





Here are the names of the planets in Polish.. can you work out what they are? ( some are very familiar! )


- |           |            |           |
|-----------|------------|-----------|
| 1. Pluto  | 2. Ziemia  | 3. Saturn |
| 4. Mars   | 5. Uran    | 6. Neptun |
| 7. Jowisz | 8. Merkury | 9. Wenus  |

**Do you know a rhyme or rap to help you remember the planets?**

This one is very well known and gives you the planets in order of distance from the sun.

**My; Very; Easy; Method; Just; Speeds; Up; Naming; Planets.**

E	E	A	A	U	A	R	E	L
R	N	R	R	P	T	A	P	U
C	U	T	S	I	U	N	T	T
U	S	H		T	R	U	U	O
R				E	N	S	N	
Y				R			E	



## Activity 8 A

Copernicus' discovery in the 15<sup>th</sup> century was very controversial. People at that time were still God fearing and also believed in the power of myth and magic. The character of Paul Van de Volder in the film is very interested in astrology and magic.

The stars held a lot of mystery and many believed that the stars could predict the future depending on your sign of the zodiac. These are the 12 signs linked to the planets and stars and is called astrology. You can still find your horoscope in many newspapers and magazines today and the names come from the constellations in the night sky.

Here they are in Polish. Use the links below to research the signs of the zodiac and horoscopes. Can you work out your own star sign?

<http://www.horoscopedates.com/zodiac-signs/>

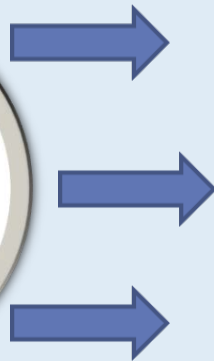
<b>Baran</b>	Aries/ Ram
<b>Byk</b>	Taurus/bull
<b>Bliźnięta</b>	Gemini/ Twins
<b>Rak</b>	Cancer/ Crab
<b>Lew</b>	Leo/ Lion
<b>Panna</b>	Virgo/ Virgin
<b>Waga</b>	Libra/ Scales
<b>Skorpion</b>	Scorpio/scorpion
<b>Strzelec</b>	Sagittarius/ Archer
<b>Koziorożec</b>	Capricorn/ Goat
<b>Wodnik</b>	Aquarius/ Water Carrier
<b>Ryby</b>	Pisces/ Fishes



## Activity 8 B - The elements.

### Żywioły

The twelve astrological signs are grouped into four essential elements without which life would not be possible. They are air, fire, water and earth. The twelve signs of the zodiac come from these four elements. Can you put each sign into the correct group ?



Check your answers and read more here: <http://zodiac-signs-astrology.com/zodiac-signs/zodiac-elements.htm>

## Activity 9

In the film we see Paul Van de Volder trying to find the magic formula to make gold. In the time of Copernicus, many people believed that gold could be made from other base metals and elements. These people were called 'Alchemists'. Use the link below to find out more.

Now on your own, with a partner or in a group, make up your own special alchemist's formula! What would you put in there? In English and using some Polish words design your own formula! You can add some drawings and designs to bring it to life. Here are some useful words in Polish to get you started.

złoto - gold; żelazo – iron; cyna – tin; srebro – silver;  
rtęć – mercury; ołów – lead; kwas – acid



"This resource is part of a collaborative scheme by the University of Glasgow and Education Scotland bringing together researchers, school teachers and Education Scotland officials to create new resources for Broad General Education (BGE).

These resources were created by Elwira Grossman , Izabela Rudzka (University of Glasgow) and Shona Hugh (Education Scotland)."

