

# Inveraray Primary School and Nursery Class

## Pre-inspection questionnaire summary report Inspection week: 28 October 2019

Responses may not add up to 100%. In order to avoid identification of individuals, data is not presented where:

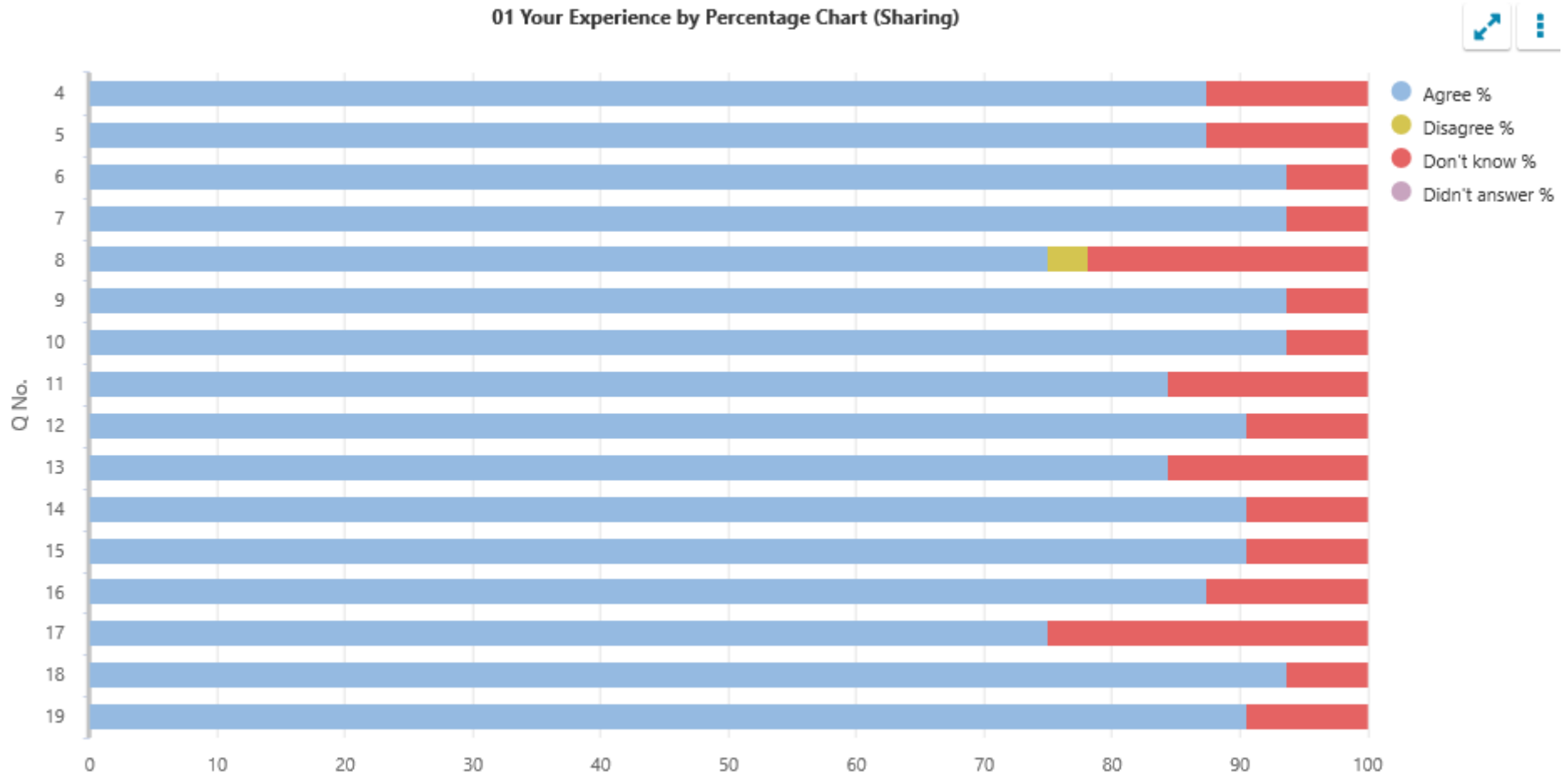
- there were ten or fewer responses to a survey
- there were ten or fewer valid responses to a question (those who didn't answer the question or those who indicated N/A).

## Questionnaire for children in primary stages (01)

## 01 Your experience by percentage (sharing)

Q No.	Question	Response Count	Agree %	Disagree %	Don't know %	Didn't answer %
4	I feel safe when I am at school.	32	87.5	0	12.5	0
5	My school helps me to feel safe.	32	87.5	0	12.5	0
6	I have someone in my school I can speak to if I am upset or worried about something.	32	93.75	0	6.25	0
7	Staff treat me fairly and with respect.	32	93.75	0	6.25	0
8	Other children treat me fairly and with respect.	32	75	3.13	21.88	0
9	My school helps me to understand and respect other people.	32	93.75	0	6.25	0
10	My school is helping me to become confident.	32	93.75	0	6.25	0
11	My school teaches me how to lead a healthy lifestyle.	32	84.38	0	15.63	0
12	There are lots of chances at my school for me to get regular exercise.	32	90.63	0	9.38	0
13	My school offers me the opportunity to take part in activities in school beyond the classroom and timetabled day.	32	84.38	0	15.63	0
14	I have the opportunity to discuss my achievements outwith school with an adult in school who knows me well.	32	90.63	0	9.38	0
15	My school listens to my views.	32	90.63	0	9.38	0
16	My school takes my views into account.	32	87.5	0	12.5	0
17	I feel comfortable approaching staff with questions or suggestions.	32	75	0	25	0
18	Staff help me to understand how I am progressing in my school work.	32	93.75	0	6.25	0
19	My homework helps me to understand and improve my work in school.	32	90.63	0	9.38	0

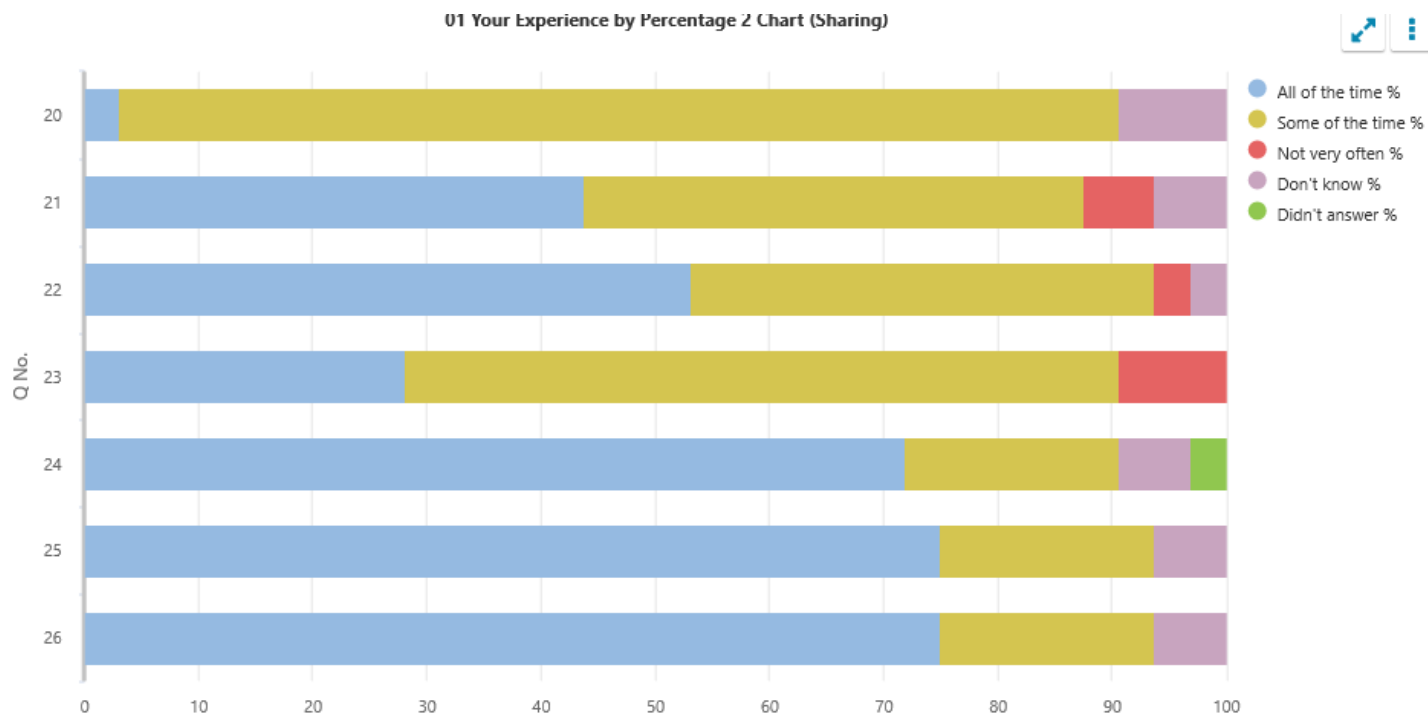
01 Your experience by percentage chart (sharing)



01 Your experience by percentage 2 (sharing)

Q No.	Question	Response Count	All of the time %	Some of the time %	Not very often %	Don't know %	Didn't answer %
20	Other children behave well.	32	3.13	87.5	0	9.38	0
21	My teachers ask me about what things I want to learn in school.	32	43.75	43.75	6.25	6.25	0
22	I enjoy learning at school.	32	53.13	40.63	3.13	3.13	0
23	I feel that my work in school is hard enough.	32	28.13	62.5	9.38	0	0
24	I know who to ask to get help if I find my work too hard.	32	71.88	18.75	0	6.25	3.13
25	I am encouraged by staff to do the best I can.	32	75	18.75	0	6.25	0
26	I am happy with the quality of teaching in my school.	32	75	18.75	0	6.25	0

01 Your experience by percentage chart (sharing)



## Questionnaire for parents/carers of children in primary stages (04)

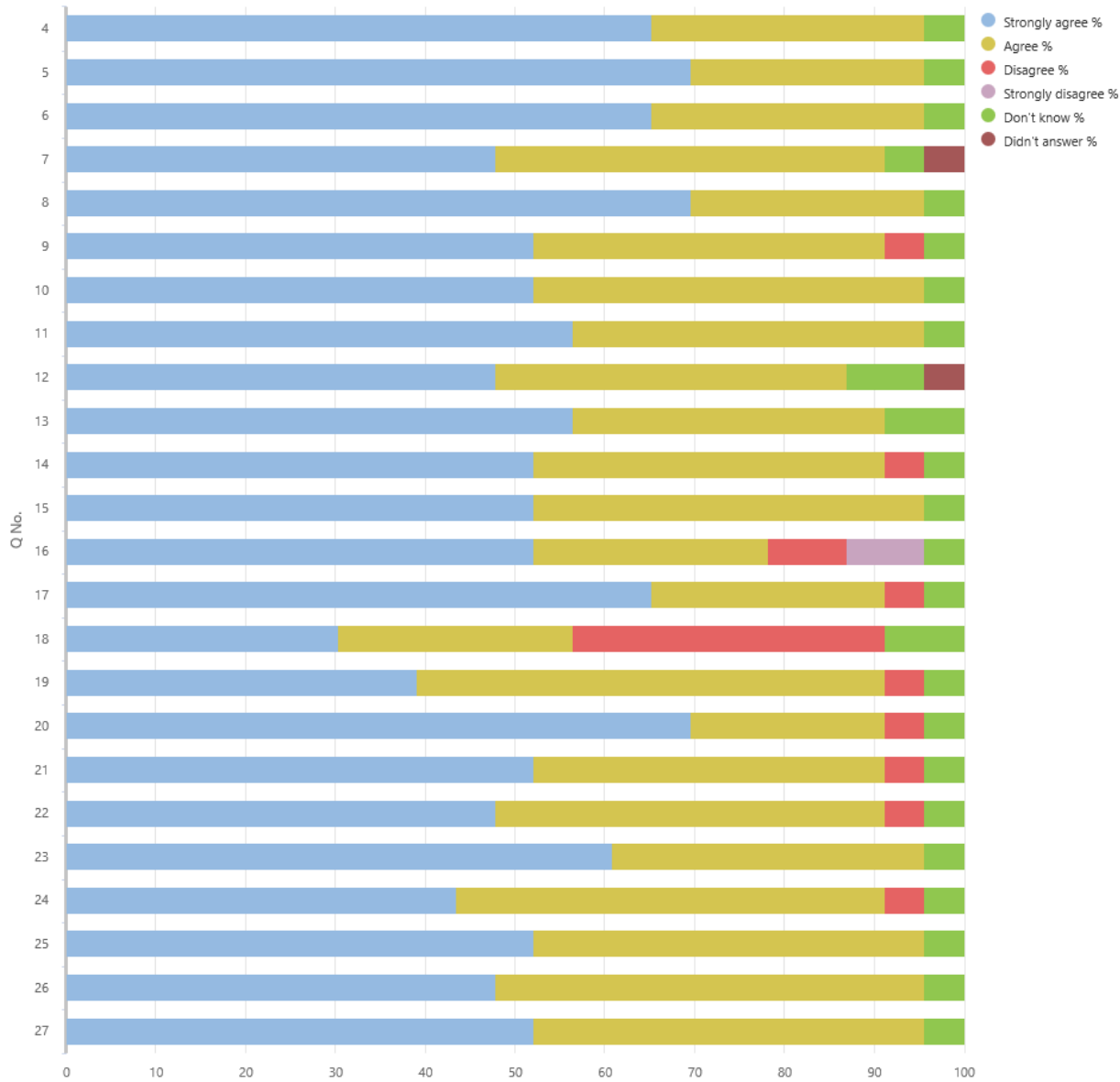
## 04 Your experience by percentage (sharing)

Q No.	Question	Response Count	Strongly agree %	Agree %	Disagree %	Strongly disagree %	Don't know %	Didn't answer %
4	My child likes being at this school.	23	65.22	30.43	0	0	4.35	0
5	Staff treat my child fairly and with respect.	23	69.57	26.09	0	0	4.35	0
6	I feel that my child is safe at the school.	23	65.22	30.43	0	0	4.35	0
7	The school helps my child to feel confident.	23	47.83	43.48	0	0	4.35	4.35
8	I feel staff really know my child as an individual.	23	69.57	26.09	0	0	4.35	0
9	My child finds their learning activities hard enough.	23	52.17	39.13	4.35	0	4.35	0
10	My child receives the help he/she needs to do well.	23	52.17	43.48	0	0	4.35	0
11	My child is encouraged by the school to be healthy and take regular exercise.	23	56.52	39.13	0	0	4.35	0
12	The school supports my child's emotional wellbeing.	23	47.83	39.13	0	0	8.7	4.35
13	My child is making good progress at the school.	23	56.52	34.78	0	0	8.7	0
14	I receive helpful, regular feedback about how my child is learning and developing e.g. informal feedback, reports and learning profiles.	23	52.17	39.13	4.35	0	4.35	0
15	The information I receive about how my child is doing reaches me at the right time.	23	52.17	43.48	0	0	4.35	0
16	I understand how my child's progress is assessed.	23	52.17	26.09	8.7	8.7	4.35	0
17	The school gives me advice on how to support my child's learning at home.	23	65.22	26.09	4.35	0	4.35	0
18	The school organises activities where my child and I can learn together.	23	30.43	26.09	34.78	0	8.7	0
19	The school takes my views into account when making changes.	23	39.13	52.17	4.35	0	4.35	0
20	I feel comfortable approaching the school with questions, suggestions and/or a problem.	23	69.57	21.74	4.35	0	4.35	0
21	I feel encouraged to be involved in the work of the Parent Council and/or parent association.	23	52.17	39.13	4.35	0	4.35	0
22	I am kept informed about the work of the Parent Council and/or parent association.	23	47.83	43.48	4.35	0	4.35	0

Q No.	Question (cont.)	Response Count	Strongly agree %	Agree %	Disagree %	Strongly disagree %	Don't know %	Didn't answer %
23	I am satisfied with the quality of teaching in the school.	23	60.87	34.78	0	0	4.35	0
24	The school is well led and managed.	23	43.48	47.83	4.35	0	4.35	0
25	The school encourages children to treat others with respect.	23	52.17	43.48	0	0	4.35	0
26	I would recommend the school to other parents.	23	47.83	47.83	0	0	4.35	0
27	Overall, I am satisfied with the school.	23	52.17	43.48	0	0	4.35	0

04 Your experience by percentage chart (sharing)

04 Your Experience by Percentage Chart (Sharing)



04 Your experience by percentage (sharing) bullying

Q No.	Question	Response Count	Strongly agree %	Agree %	Disagree %	Strongly disagree %	Never experienced %	Didn't answer %
28	The school deals well with any bullying.	23	4.35	30.43	4.35	4.35	56.52	0

04 Your experience by percentage chart (sharing) bullying

04 Your Experience by Percentage Chart (Sharing) Bullying

