

Noss Primary School

Pre-inspection questionnaire summary report

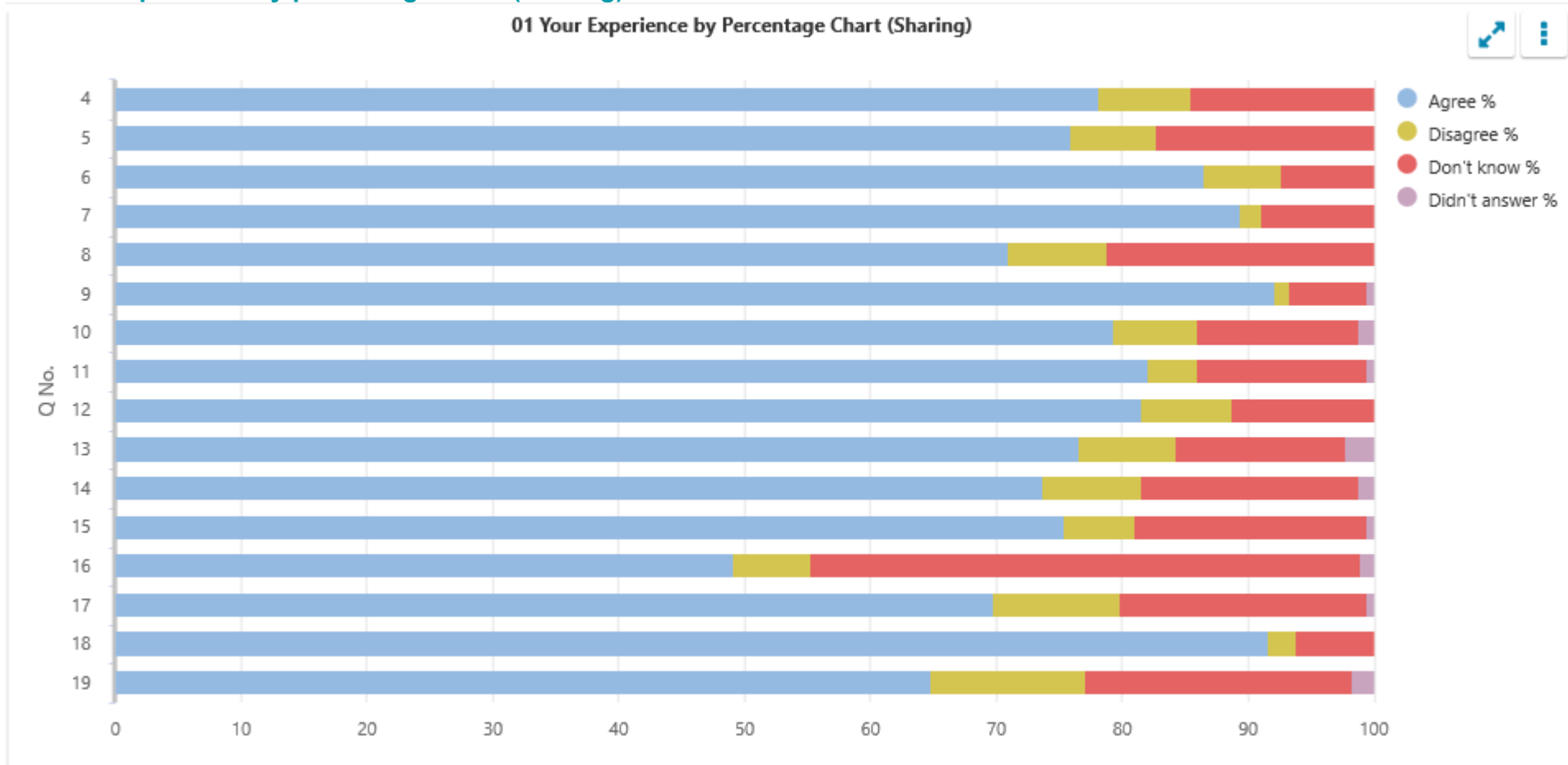
Inspection week: 18 November 2019

Questionnaire for children in primary stages (01)

01 Your experience by percentage (sharing)

| Q No. | Question | Response Count | Agree % | Disagree % | Don't know % | Didn't answer % |
|-------|---|----------------|---------|------------|--------------|-----------------|
| 4 | I feel safe when I am at school. | 179 | 78.21 | 7.26 | 14.53 | 0 |
| 5 | My school helps me to feel safe. | 179 | 75.98 | 6.7 | 17.32 | 0 |
| 6 | I have someone in my school I can speak to if I am upset or worried about something. | 179 | 86.59 | 6.15 | 7.26 | 0 |
| 7 | Staff treat me fairly and with respect. | 179 | 89.39 | 1.68 | 8.94 | 0 |
| 8 | Other children treat me fairly and with respect. | 179 | 70.95 | 7.82 | 21.23 | 0 |
| 9 | My school helps me to understand and respect other people. | 179 | 92.18 | 1.12 | 6.15 | 0.56 |
| 10 | My school is helping me to become confident. | 179 | 79.33 | 6.7 | 12.85 | 1.12 |
| 11 | My school teaches me how to lead a healthy lifestyle. | 179 | 82.12 | 3.91 | 13.41 | 0.56 |
| 12 | There are lots of chances at my school for me to get regular exercise. | 179 | 81.56 | 7.26 | 11.17 | 0 |
| 13 | My school offers me the opportunity to take part in activities in school beyond the classroom and timetabled day. | 179 | 76.54 | 7.82 | 13.41 | 2.23 |
| 14 | I have the opportunity to discuss my achievements outwith school with an adult in school who knows me well. | 179 | 73.74 | 7.82 | 17.32 | 1.12 |
| 15 | My school listens to my views. | 179 | 75.42 | 5.59 | 18.44 | 0.56 |
| 16 | My school takes my views into account. | 179 | 49.16 | 6.15 | 43.58 | 1.12 |
| 17 | I feel comfortable approaching staff with questions or suggestions. | 179 | 69.83 | 10.06 | 19.55 | 0.56 |
| 18 | Staff help me to understand how I am progressing in my school work. | 179 | 91.62 | 2.23 | 6.15 | 0 |
| 19 | My homework helps me to understand and improve my work in school. | 179 | 64.8 | 12.29 | 21.23 | 1.68 |

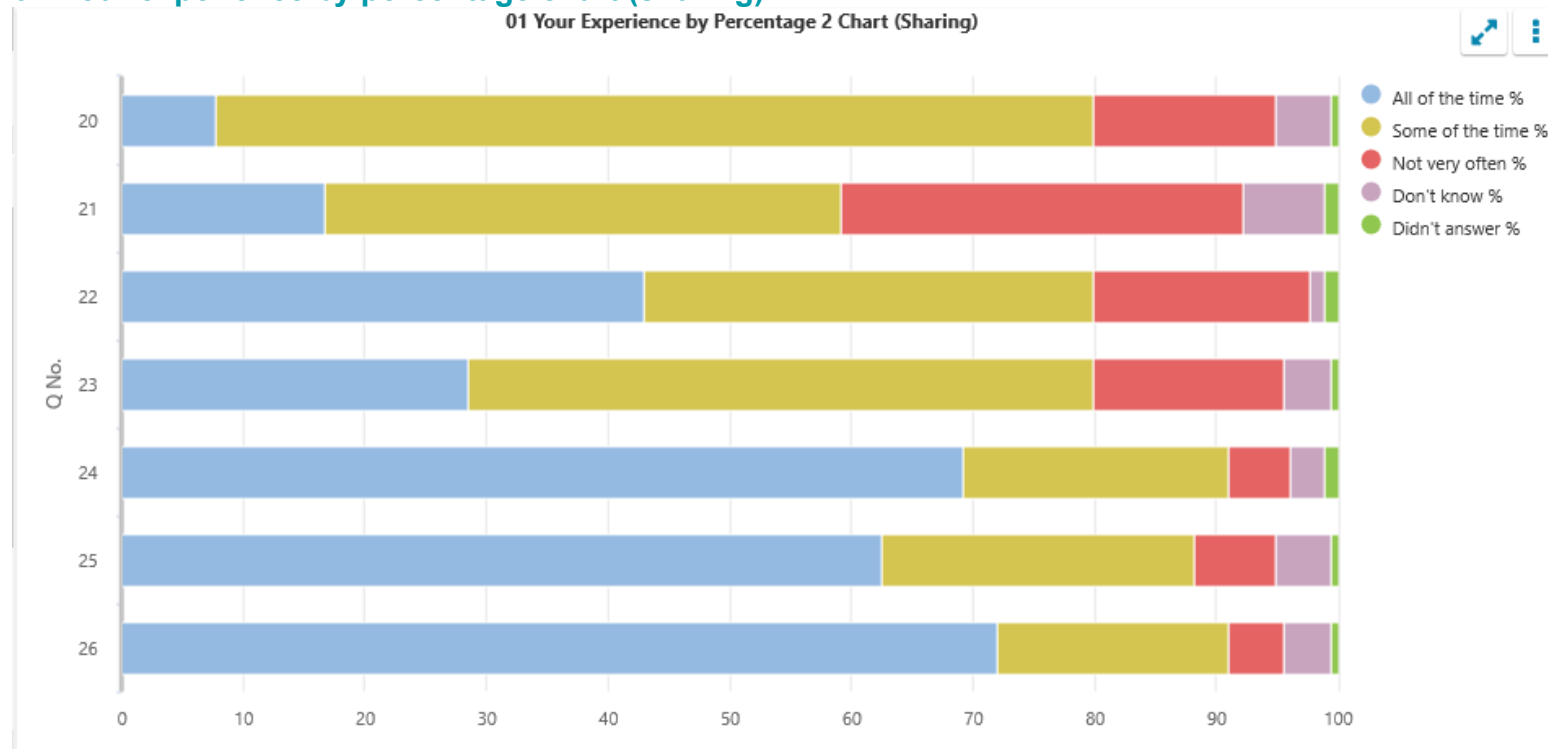
01 Your experience by percentage chart (sharing)



01 Your experience by percentage 2 (sharing)

| Q No. | Question | Response Count | All of the time % | Some of the time % | Not very often % | Don't know % | Didn't answer % |
|-------|---|----------------|-------------------|--------------------|------------------|--------------|-----------------|
| 20 | Other children behave well. | 179 | 7.82 | 72.07 | 15.08 | 4.47 | 0.56 |
| 21 | My teachers ask me about what things I want to learn in school. | 179 | 16.76 | 42.46 | 32.96 | 6.7 | 1.12 |
| 22 | I enjoy learning at school. | 179 | 43.02 | 36.87 | 17.88 | 1.12 | 1.12 |
| 23 | I feel that my work in school is hard enough. | 179 | 28.49 | 51.4 | 15.64 | 3.91 | 0.56 |
| 24 | I know who to ask to get help if I find my work too hard. | 179 | 69.27 | 21.79 | 5.03 | 2.79 | 1.12 |
| 25 | I am encouraged by staff to do the best I can. | 179 | 62.57 | 25.7 | 6.7 | 4.47 | 0.56 |
| 26 | I am happy with the quality of teaching in my school. | 179 | 72.07 | 18.99 | 4.47 | 3.91 | 0.56 |

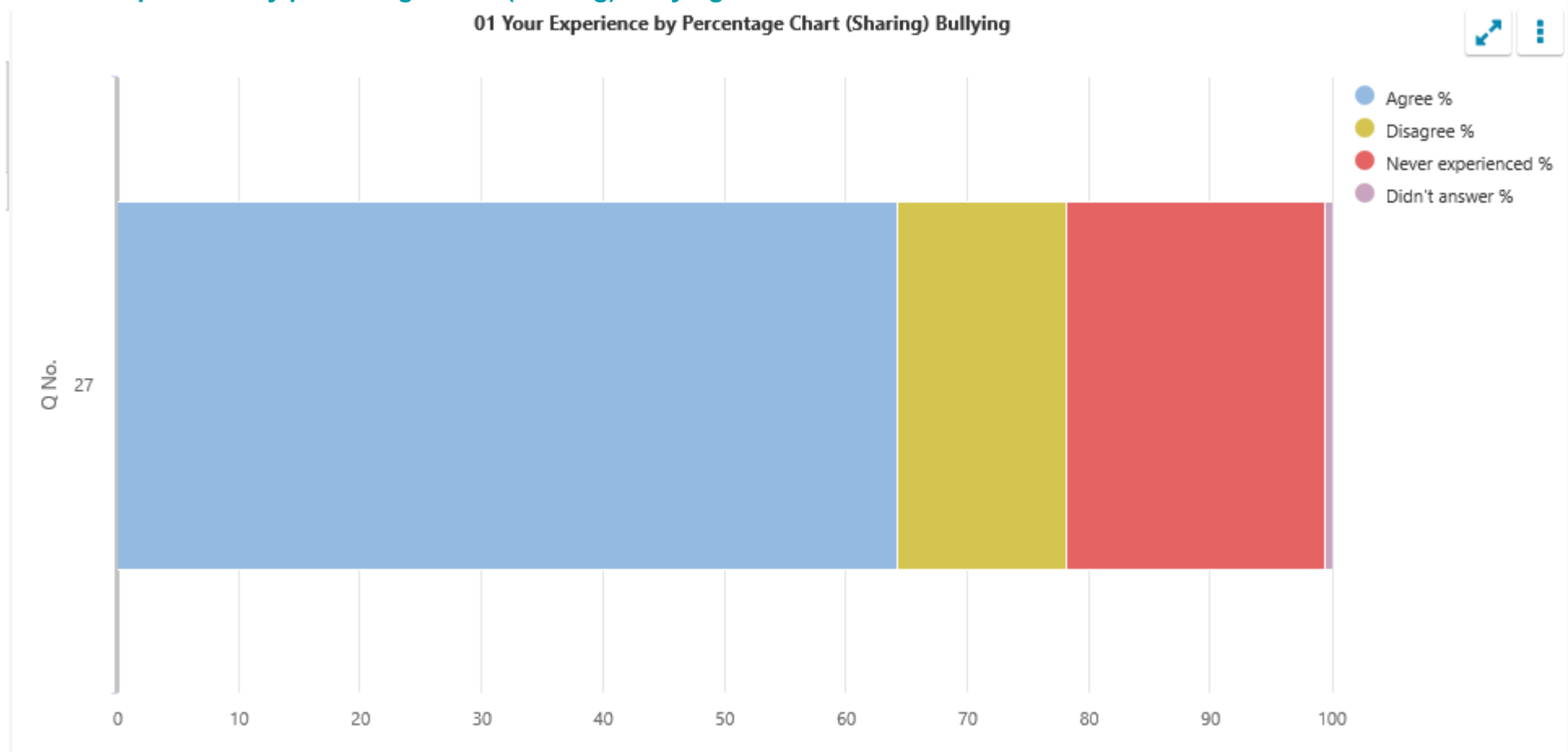
01 Your experience by percentage chart (sharing)



01 Your experience by percentage (sharing) bullying

| Q No. | Question | Response Count | Agree % | Disagree % | Never experienced % | Didn't answer % |
|-------|---|----------------|---------|------------|---------------------|-----------------|
| 27 | My school deals well with any bullying. | 179 | 64.25 | 13.97 | 21.23 | 0.56 |

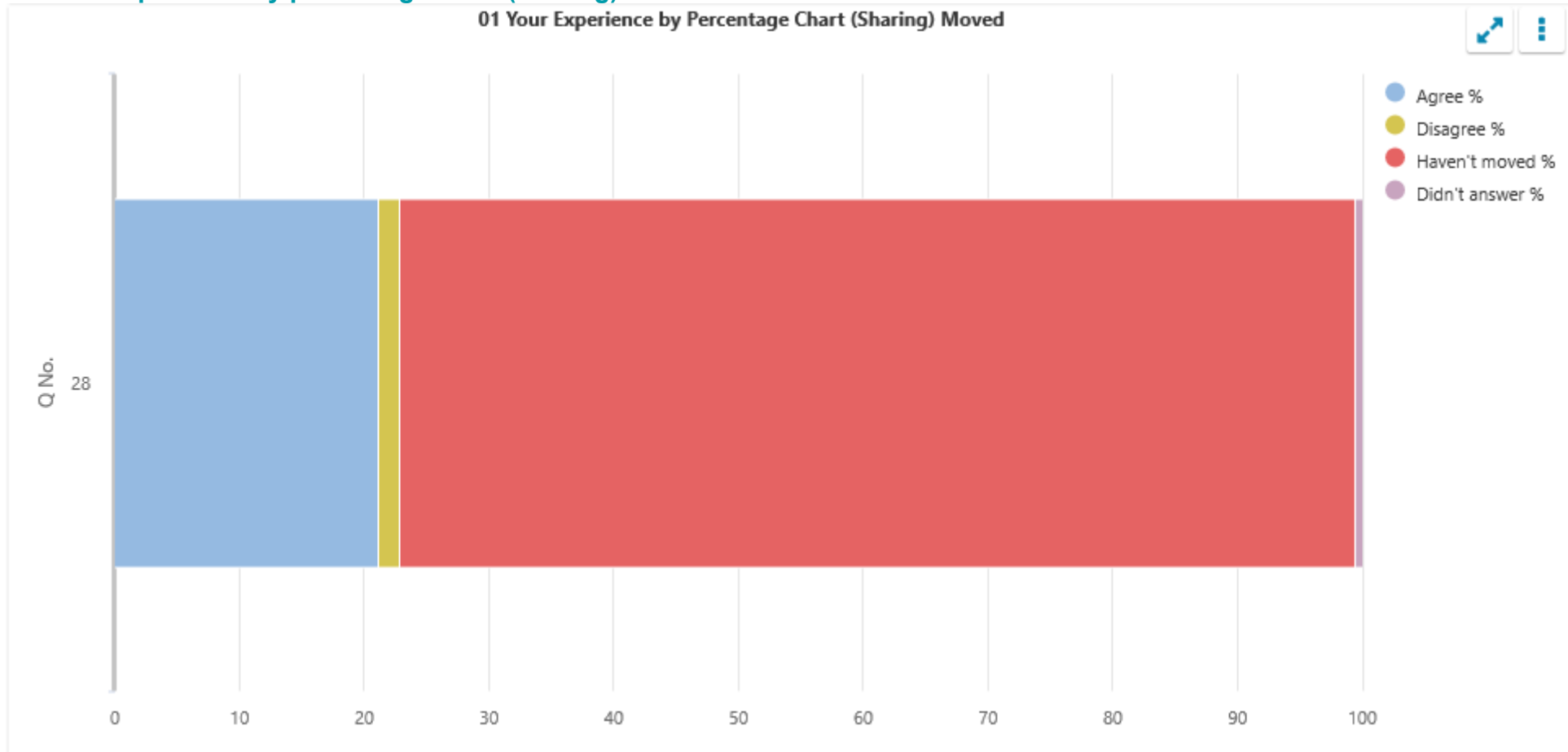
01 Your experience by percentage chart (sharing) bullying



01 Your experience by percentage (sharing) moved

| Q No. | Question | Response Count | Agree % | Disagree % | Haven't moved % | Didn't answer % |
|-------|---|----------------|---------|------------|-----------------|-----------------|
| 28 | I was well supported if I moved to a new school within the last year. | 179 | 21.23 | 1.68 | 76.54 | 0.56 |

01 Your experience by percentage chart (sharing) moved



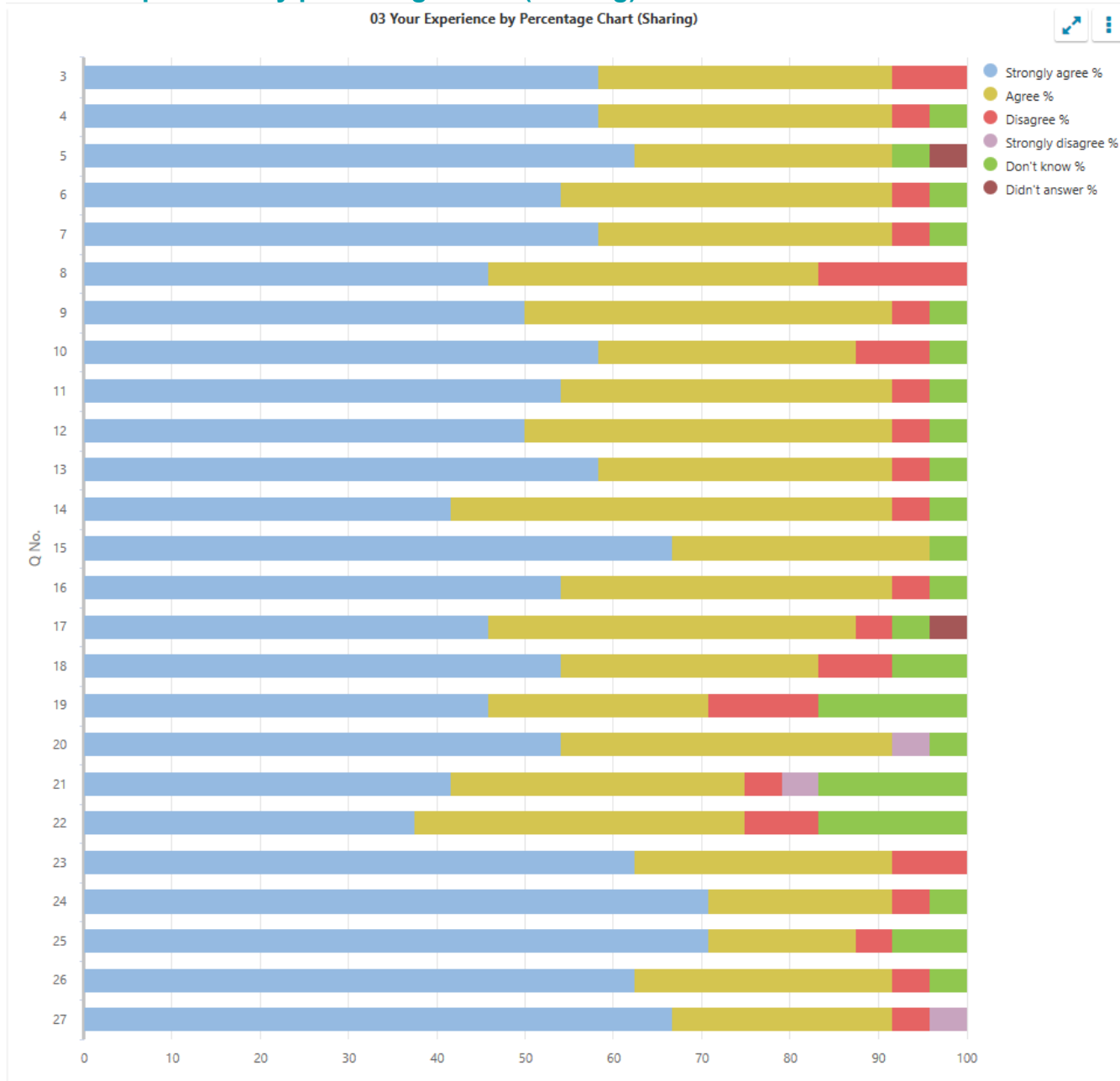
Questionnaire for parents/carers of children in the early learning and childcare setting (03)

03 Your experience by percentage (sharing)

| Q No. | Question | Response Count | Strongly agree % | Agree % | Disagree % | Strongly disagree % | Don't know % | Didn't answer % |
|-------|--|----------------|------------------|---------|------------|---------------------|--------------|-----------------|
| 3 | My child likes being at this setting. | 24 | 58.33 | 33.33 | 8.33 | 0 | 0 | 0 |
| 4 | Staff treat my child fairly and with respect. | 24 | 58.33 | 33.33 | 4.17 | 0 | 4.17 | 0 |
| 5 | I feel that my child is safe at the setting. | 24 | 62.5 | 29.17 | 0 | 0 | 4.17 | 4.17 |
| 6 | My child's behaviour is managed effectively. | 24 | 54.17 | 37.5 | 4.17 | 0 | 4.17 | 0 |
| 7 | The setting helps my child to feel confident. | 24 | 58.33 | 33.33 | 4.17 | 0 | 4.17 | 0 |
| 8 | I feel staff really know my child as an individual. | 24 | 45.83 | 37.5 | 16.67 | 0 | 0 | 0 |
| 9 | The learning experiences my child has at the setting are at the right level for them. | 24 | 50 | 41.67 | 4.17 | 0 | 4.17 | 0 |
| 10 | My child's learning and development is well supported by the staff in the setting. | 24 | 58.33 | 29.17 | 8.33 | 0 | 4.17 | 0 |
| 11 | My child is encouraged to be healthy and to be physically active. | 24 | 54.17 | 37.5 | 4.17 | 0 | 4.17 | 0 |
| 12 | The setting supports my child's emotional wellbeing. | 24 | 50 | 41.67 | 4.17 | 0 | 4.17 | 0 |
| 13 | My child is making good progress at the setting. | 24 | 58.33 | 33.33 | 4.17 | 0 | 4.17 | 0 |
| 14 | I receive helpful, regular feedback about how my child is learning and developing e.g. informal feedback, reports and learning profiles. | 24 | 41.67 | 50 | 4.17 | 0 | 4.17 | 0 |
| 15 | The information I receive about how my child is learning and developing is shared with me when I request it. | 24 | 66.67 | 29.17 | 0 | 0 | 4.17 | 0 |
| 16 | I understand how the setting monitors my child's progress in learning. | 24 | 54.17 | 37.5 | 4.17 | 0 | 4.17 | 0 |
| 17 | The setting gives me ideas on how to support my child's learning at home. | 24 | 45.83 | 41.67 | 4.17 | 0 | 4.17 | 4.17 |
| 18 | The setting organises activities where my child and I can learn together. | 24 | 54.17 | 29.17 | 8.33 | 0 | 8.33 | 0 |
| 19 | The setting takes my views into account when making changes. | 24 | 45.83 | 25 | 12.5 | 0 | 16.67 | 0 |
| 20 | I feel comfortable approaching the setting with questions, suggestions and/or a problem. | 24 | 54.17 | 37.5 | 0 | 4.17 | 4.17 | 0 |

| Q No. | Question (cont.) | Response Count | Strongly agree % | Agree % | Disagree % | Strongly disagree % | Don't know % | Didn't answer % |
|-------|---|----------------|------------------|---------|------------|---------------------|--------------|-----------------|
| 21 | I feel encouraged to be involved in the work of parent groups. | 24 | 41.67 | 33.33 | 4.17 | 4.17 | 16.67 | 0 |
| 22 | I am kept informed about the work of parent groups. | 24 | 37.5 | 37.5 | 8.33 | 0 | 16.67 | 0 |
| 23 | The setting is well led and managed. | 24 | 62.5 | 29.17 | 8.33 | 0 | 0 | 0 |
| 24 | The setting encourages children to treat others kindly and with respect. | 24 | 70.83 | 20.83 | 4.17 | 0 | 4.17 | 0 |
| 25 | I would recommend the setting to other parents. | 24 | 70.83 | 16.67 | 4.17 | 0 | 8.33 | 0 |
| 26 | My child was well supported as they started at the setting or moved to a new room or group. | 24 | 62.5 | 29.17 | 4.17 | 0 | 4.17 | 0 |
| 27 | Overall, I am satisfied with the setting. | 24 | 66.67 | 25 | 4.17 | 4.17 | 0 | 0 |

03 Your experience by percentage chart (sharing)



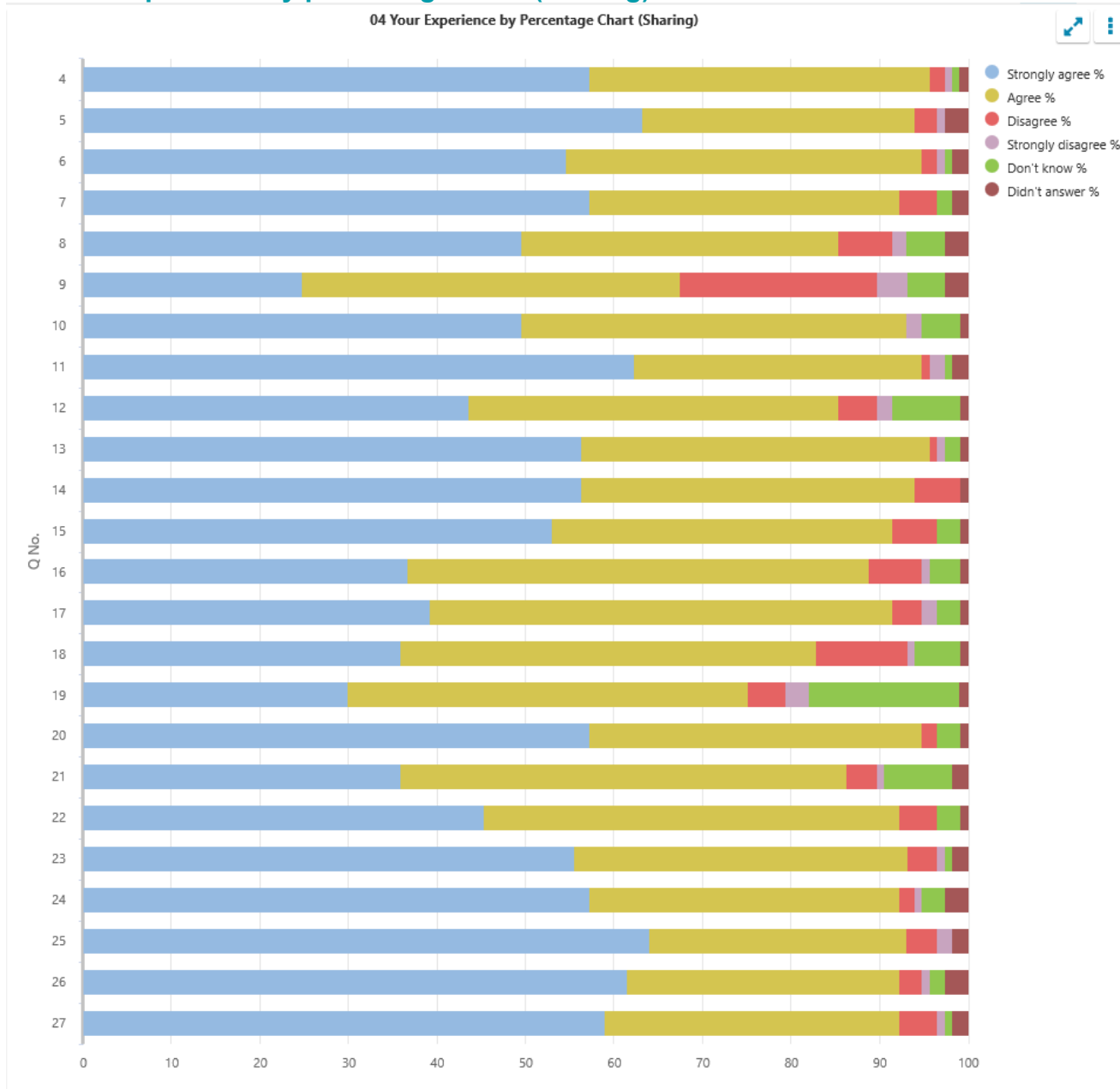
Questionnaire for parents/carers of children in primary stages (04)

04 Your experience by percentage (sharing)

| Q No. | Question | Response Count | Strongly agree % | Agree % | Disagree % | Strongly disagree % | Don't know % | Didn't answer % |
|-------|--|----------------|------------------|---------|------------|---------------------|--------------|-----------------|
| 4 | My child likes being at this school. | 117 | 57.26 | 38.46 | 1.71 | 0.85 | 0.85 | 0.85 |
| 5 | Staff treat my child fairly and with respect. | 117 | 63.25 | 30.77 | 2.56 | 0.85 | 0 | 2.56 |
| 6 | I feel that my child is safe at the school. | 117 | 54.7 | 40.17 | 1.71 | 0.85 | 0.85 | 1.71 |
| 7 | The school helps my child to feel confident. | 117 | 57.26 | 35.04 | 4.27 | 0 | 1.71 | 1.71 |
| 8 | I feel staff really know my child as an individual. | 117 | 49.57 | 35.9 | 5.98 | 1.71 | 4.27 | 2.56 |
| 9 | My child finds their learning activities hard enough. | 117 | 24.79 | 42.74 | 22.22 | 3.42 | 4.27 | 2.56 |
| 10 | My child receives the help he/she needs to do well. | 117 | 49.57 | 43.59 | 0 | 1.71 | 4.27 | 0.85 |
| 11 | My child is encouraged by the school to be healthy and take regular exercise. | 117 | 62.39 | 32.48 | 0.85 | 1.71 | 0.85 | 1.71 |
| 12 | The school supports my child's emotional wellbeing. | 117 | 43.59 | 41.88 | 4.27 | 1.71 | 7.69 | 0.85 |
| 13 | My child is making good progress at the school. | 117 | 56.41 | 39.32 | 0.85 | 0.85 | 1.71 | 0.85 |
| 14 | I receive helpful, regular feedback about how my child is learning and developing e.g. informal feedback, reports and learning profiles. | 117 | 56.41 | 37.61 | 5.13 | 0 | 0 | 0.85 |
| 15 | The information I receive about how my child is doing reaches me at the right time. | 117 | 52.99 | 38.46 | 5.13 | 0 | 2.56 | 0.85 |
| 16 | I understand how my child's progress is assessed. | 117 | 36.75 | 52.14 | 5.98 | 0.85 | 3.42 | 0.85 |
| 17 | The school gives me advice on how to support my child's learning at home. | 117 | 39.32 | 52.14 | 3.42 | 1.71 | 2.56 | 0.85 |
| 18 | The school organises activities where my child and I can learn together. | 117 | 35.9 | 47.01 | 10.26 | 0.85 | 5.13 | 0.85 |
| 19 | The school takes my views into account when making changes. | 117 | 29.91 | 45.3 | 4.27 | 2.56 | 17.09 | 0.85 |
| 20 | I feel comfortable approaching the school with questions, suggestions and/or a problem. | 117 | 57.26 | 37.61 | 1.71 | 0 | 2.56 | 0.85 |
| 21 | I feel encouraged to be involved in the work of the Parent Council and/or parent association. | 117 | 35.9 | 50.43 | 3.42 | 0.85 | 7.69 | 1.71 |
| 22 | I am kept informed about the work of the Parent Council and/or parent association. | 117 | 45.3 | 47.01 | 4.27 | 0 | 2.56 | 0.85 |

| Q No. | Question (cont.) | Response Count | Strongly agree % | Agree % | Disagree % | Strongly disagree % | Don't know % | Didn't answer % |
|-------|--|----------------|------------------|---------|------------|---------------------|--------------|-----------------|
| 23 | I am satisfied with the quality of teaching in the school. | 117 | 55.56 | 37.61 | 3.42 | 0.85 | 0.85 | 1.71 |
| 24 | The school is well led and managed. | 117 | 57.26 | 35.04 | 1.71 | 0.85 | 2.56 | 2.56 |
| 25 | The school encourages children to treat others with respect. | 117 | 64.1 | 29.06 | 3.42 | 1.71 | 0 | 1.71 |
| 26 | I would recommend the school to other parents. | 117 | 61.54 | 30.77 | 2.56 | 0.85 | 1.71 | 2.56 |
| 27 | Overall, I am satisfied with the school. | 117 | 58.97 | 33.33 | 4.27 | 0.85 | 0.85 | 1.71 |

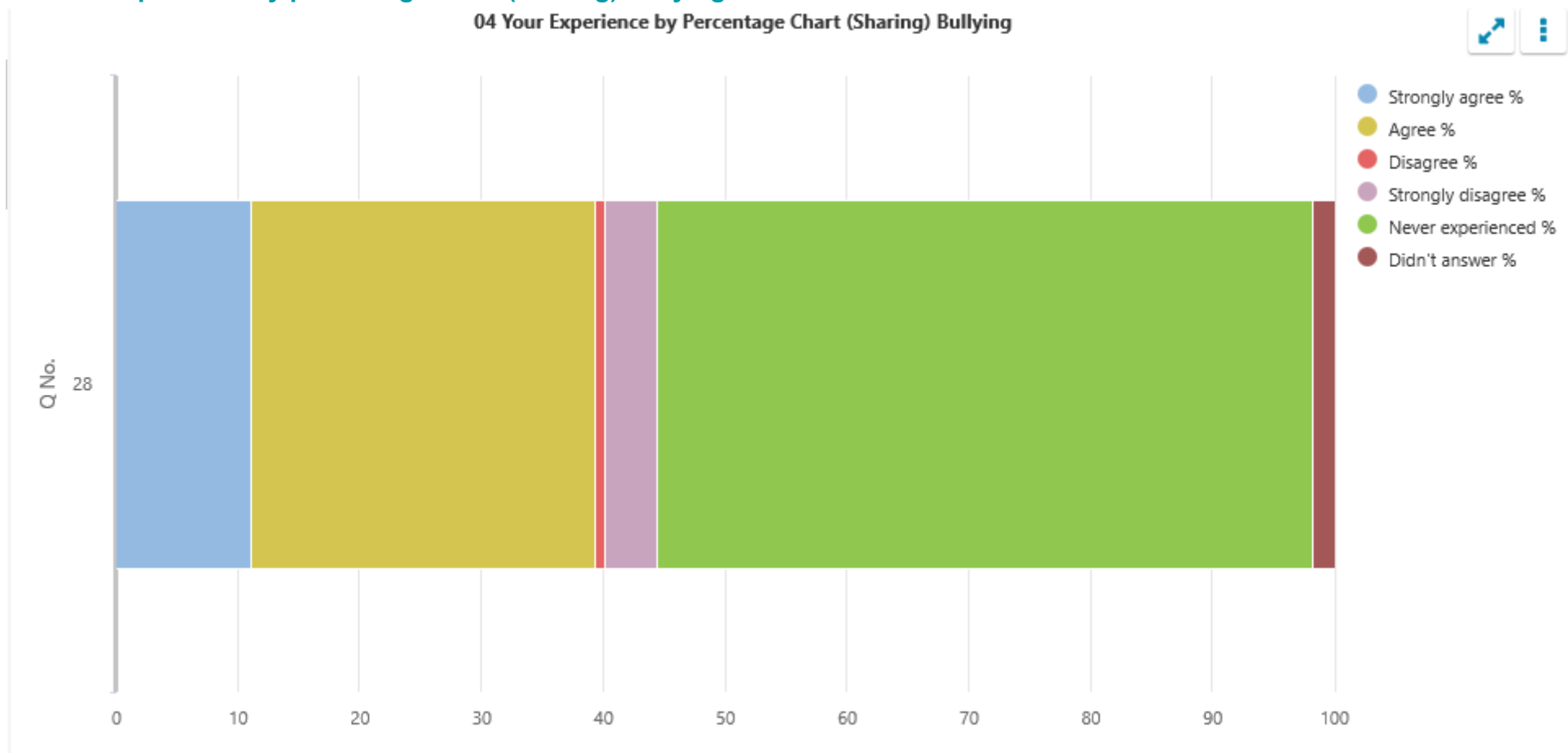
04 Your experience by percentage chart (sharing)



04 Your experience by percentage (sharing) bullying

| Q No. | Question | Response Count | Strongly agree % | Agree % | Disagree % | Strongly disagree % | Never experienced % | Didn't answer % |
|-------|--|----------------|------------------|---------|------------|---------------------|---------------------|-----------------|
| 28 | The school deals well with any bullying. | 117 | 11.11 | 28.21 | 0.85 | 4.27 | 53.85 | 1.71 |

04 Your experience by percentage chart (sharing) bullying



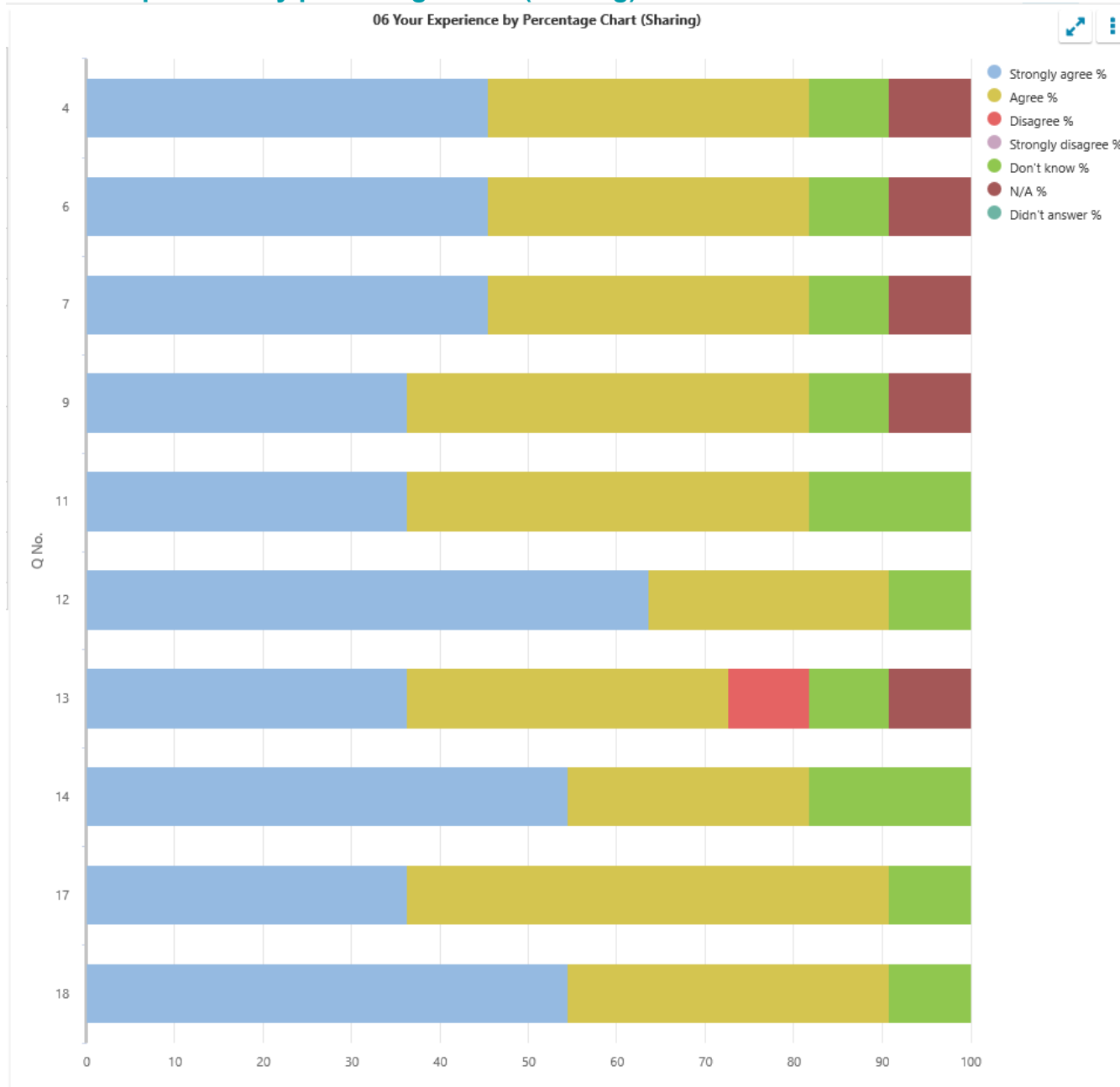
Questionnaire for partners with the school (06)

06 Your experience by percentage (sharing)

| Q No. | Question | Response Count | Strongly agree % | Agree % | Disagree % | Strongly disagree % | Don't know % | N/A % | Didn't answer % |
|-------|---|----------------|------------------|---------|------------|---------------------|--------------|-------|-----------------|
| 3 | My service/organisation works in partnership with the school on a regular basis. | X | X | X | X | X | X | X | X |
| 4 | We are aware of the school's procedures for reporting child protection and safeguarding concerns. | 11 | 45.45 | 36.36 | 0 | 0 | 9.09 | 9.09 | 0 |
| 5 | My service/organisation has a clear understanding of the school's strategies for raising attainment for all. | X | X | X | X | X | X | X | X |
| 6 | There are effective arrangements in place for jointly planning provision with the school. | 11 | 45.45 | 36.36 | 0 | 0 | 9.09 | 9.09 | 0 |
| 7 | There are effective arrangements for jointly delivering provision with the school. | 11 | 45.45 | 36.36 | 0 | 0 | 9.09 | 9.09 | 0 |
| 8 | My service/organisation is involved in the school's self-evaluation of our joint work. | X | X | X | X | X | X | X | X |
| 9 | Roles and responsibilities are clearly defined within the partnership. | 11 | 36.36 | 45.45 | 0 | 0 | 9.09 | 9.09 | 0 |
| 10 | Effective arrangements are in place to evaluate the impact of our partnership working. | X | X | X | X | X | X | X | X |
| 11 | My service/organisation is kept up to date with changes in the school which may affect the services we deliver. | 11 | 36.36 | 45.45 | 0 | 0 | 18.18 | 0 | 0 |
| 12 | The school provides my service/organisation with relevant information about the needs of children and young people. | 11 | 63.64 | 27.27 | 0 | 0 | 9.09 | 0 | 0 |
| 13 | Arrangements are in place to support my service/organisation to share relevant information about the progress of children and young people with the school. | 11 | 36.36 | 36.36 | 9.09 | 0 | 9.09 | 9.09 | 0 |
| 14 | The school values the contribution made by my service/organisation. | 11 | 54.55 | 27.27 | 0 | 0 | 18.18 | 0 | 0 |
| 15 | The school actively promotes my service/organisation to potential users, as appropriate. | X | X | X | X | X | X | X | X |

| Q No. | Question (cont.) | Response Count | Strongly agree % | Agree % | Disagree % | Strongly disagree % | Don't know % | N/A % | Didn't answer % |
|-------|---|----------------|------------------|---------|------------|---------------------|--------------|-------|-----------------|
| 16 | There are opportunities to network, share practice and participate in joint training and development with the school. | X | X | X | X | X | X | X | X |
| 17 | My service/organisation has a clear understanding of the social, cultural and economic context of the school. | 11 | 36.36 | 54.55 | 0 | 0 | 9.09 | 0 | 0 |
| 18 | Overall, partnership working with the school works well. | 11 | 54.55 | 36.36 | 0 | 0 | 9.09 | 0 | 0 |

06 Your experience by percentage chart (sharing)



Questionnaire for early learning and childcare staff (08)

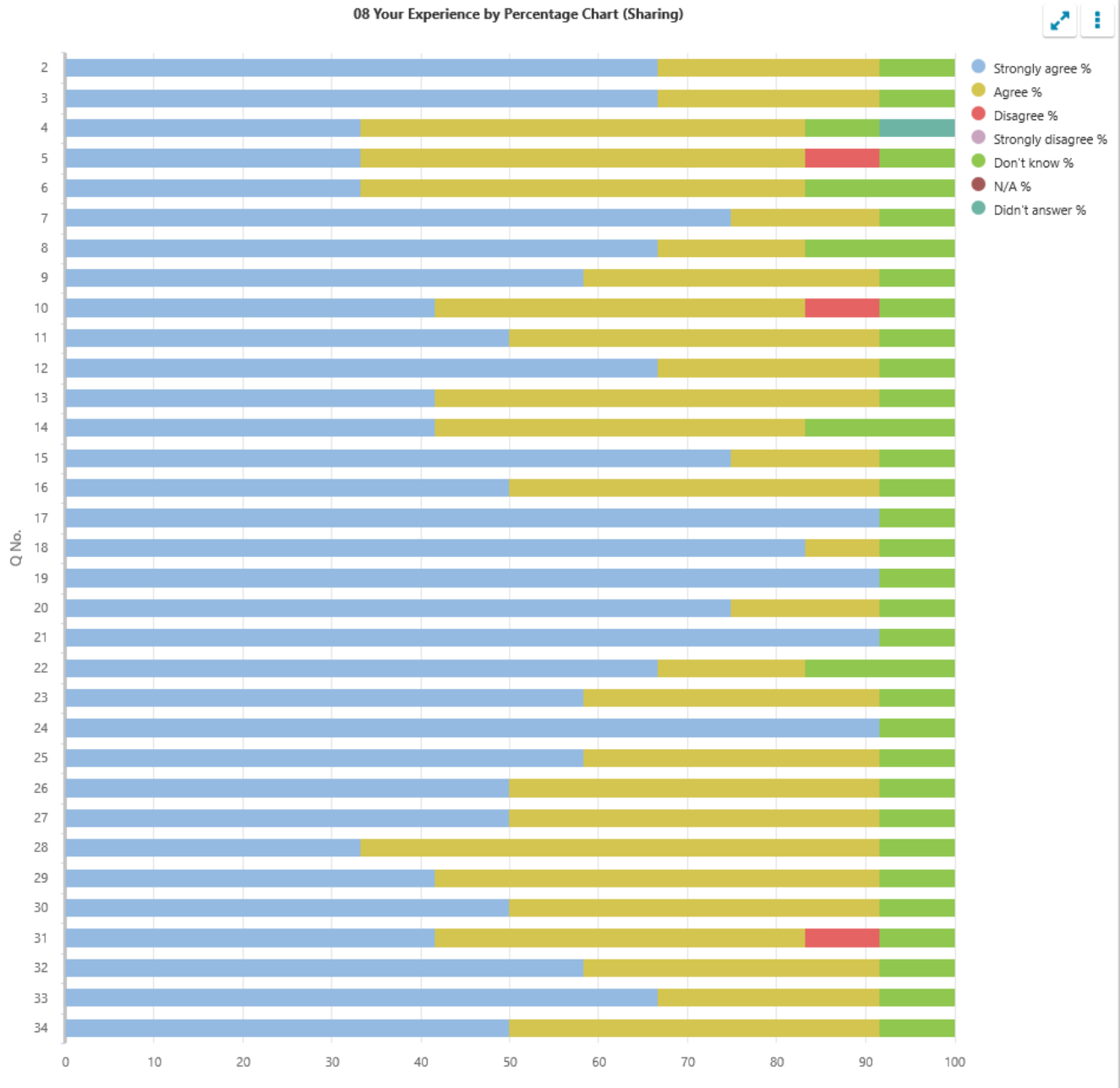
08 Your experience by percentage (sharing)

| Q No. | Question | Response Count | Strongly agree % | Agree % | Disagree % | Strongly disagree % | Don't know % | N/A % | Didn't answer % |
|-------|--|----------------|------------------|---------|------------|---------------------|--------------|-------|-----------------|
| 2 | I find it rewarding to be a member of staff at this setting. | 12 | 66.67 | 25 | 0 | 0 | 8.33 | 0 | 0 |
| 3 | I feel a valued part of the setting's community. | 12 | 66.67 | 25 | 0 | 0 | 8.33 | 0 | 0 |
| 4 | I am encouraged to learn and share practice with colleagues from other settings. | 12 | 33.33 | 50 | 0 | 0 | 8.33 | 0 | 8.33 |
| 5 | I am given the opportunity to learn and share practice with colleagues from other settings. | 12 | 33.33 | 50 | 8.33 | 0 | 8.33 | 0 | 0 |
| 6 | I have a clear understanding of the social, cultural and economic context of the setting. | 12 | 33.33 | 50 | 0 | 0 | 16.67 | 0 | 0 |
| 7 | I feel appropriately supported by the setting to undertake my role. | 12 | 75 | 16.67 | 0 | 0 | 8.33 | 0 | 0 |
| 8 | I am supported to engage in professional learning. | 12 | 66.67 | 16.67 | 0 | 0 | 16.67 | 0 | 0 |
| 9 | My professional learning enables me to reflect on and improve my practice. | 12 | 58.33 | 33.33 | 0 | 0 | 8.33 | 0 | 0 |
| 10 | I have regular opportunities to undertake leadership roles. | 12 | 41.67 | 41.67 | 8.33 | 0 | 8.33 | 0 | 0 |
| 11 | I have opportunities to be involved in agreeing priorities for the setting. | 12 | 50 | 41.67 | 0 | 0 | 8.33 | 0 | 0 |
| 12 | I am actively involved in the setting's ongoing self-evaluation. | 12 | 66.67 | 25 | 0 | 0 | 8.33 | 0 | 0 |
| 13 | My professional standards are used to support professional reflection and learning. | 12 | 41.67 | 50 | 0 | 0 | 8.33 | 0 | 0 |
| 14 | I use information, including data, effectively to identify and reduce inequalities in children's outcomes. | 12 | 41.67 | 41.67 | 0 | 0 | 16.67 | 0 | 0 |
| 15 | I understand how to apply the setting's procedures relating to child protection and safeguarding. | 12 | 75 | 16.67 | 0 | 0 | 8.33 | 0 | 0 |
| 16 | The setting's vision and values underpins my work. | 12 | 50 | 41.67 | 0 | 0 | 8.33 | 0 | 0 |
| 17 | Staff treat all children fairly and with respect. | 12 | 91.67 | 0 | 0 | 0 | 8.33 | 0 | 0 |
| 18 | Colleagues treat each other with respect. | 12 | 83.33 | 8.33 | 0 | 0 | 8.33 | 0 | 0 |

| Q No. | Question (cont.) | Response Count | Strongly agree % | Agree % | Disagree % | Strongly disagree % | Don't know % | N/A % | Didn't answer % |
|-------|---|----------------|------------------|---------|------------|---------------------|--------------|-------|-----------------|
| 19 | Children are encouraged and supported to treat others with respect. | 12 | 91.67 | 0 | 0 | 0 | 8.33 | 0 | 0 |
| 20 | Staff and parents treat each other with respect. | 12 | 75 | 16.67 | 0 | 0 | 8.33 | 0 | 0 |
| 21 | Staff work well to understand and support children's behaviour. | 12 | 91.67 | 0 | 0 | 0 | 8.33 | 0 | 0 |
| 22 | Staff at all levels within the setting communicate effectively with each other. | 12 | 66.67 | 16.67 | 0 | 0 | 16.67 | 0 | 0 |
| 23 | The setting's arrangements for engaging parents in their child's learning are effective. | 12 | 58.33 | 33.33 | 0 | 0 | 8.33 | 0 | 0 |
| 24 | The setting is well led and managed. | 12 | 91.67 | 0 | 0 | 0 | 8.33 | 0 | 0 |
| 25 | Collaborative working across the setting is effective in taking forward improvement. | 12 | 58.33 | 33.33 | 0 | 0 | 8.33 | 0 | 0 |
| 26 | Children are engaged in their learning. | 12 | 50 | 41.67 | 0 | 0 | 8.33 | 0 | 0 |
| 27 | Children are provided with experiences which meet their learning and development needs. | 12 | 50 | 41.67 | 0 | 0 | 8.33 | 0 | 0 |
| 28 | Children are involved in talking about and planning their learning. | 12 | 33.33 | 58.33 | 0 | 0 | 8.33 | 0 | 0 |
| 29 | Children have the opportunity to lead their learning. | 12 | 41.67 | 50 | 0 | 0 | 8.33 | 0 | 0 |
| 30 | I receive appropriate support for the planning and assessment of children's learning and development. | 12 | 50 | 41.67 | 0 | 0 | 8.33 | 0 | 0 |
| 31 | The setting has effective strategies to support children with their learning and development, including those requiring additional support. | 12 | 41.67 | 41.67 | 8.33 | 0 | 8.33 | 0 | 0 |
| 32 | Staff have a shared understanding of how young children develop early language and mathematical skills. | 12 | 58.33 | 33.33 | 0 | 0 | 8.33 | 0 | 0 |
| 33 | Staff have a shared understanding of their 'responsibility of all' in relation to health and wellbeing. | 12 | 66.67 | 25 | 0 | 0 | 8.33 | 0 | 0 |
| 34 | I have regular opportunities to help shape the curriculum through discussions with colleagues, parents and partners. | 12 | 50 | 41.67 | 0 | 0 | 8.33 | 0 | 0 |

08 Your experience by percentage chart (sharing)

08 Your Experience by Percentage Chart (Sharing)



Questionnaire for school teachers (10)

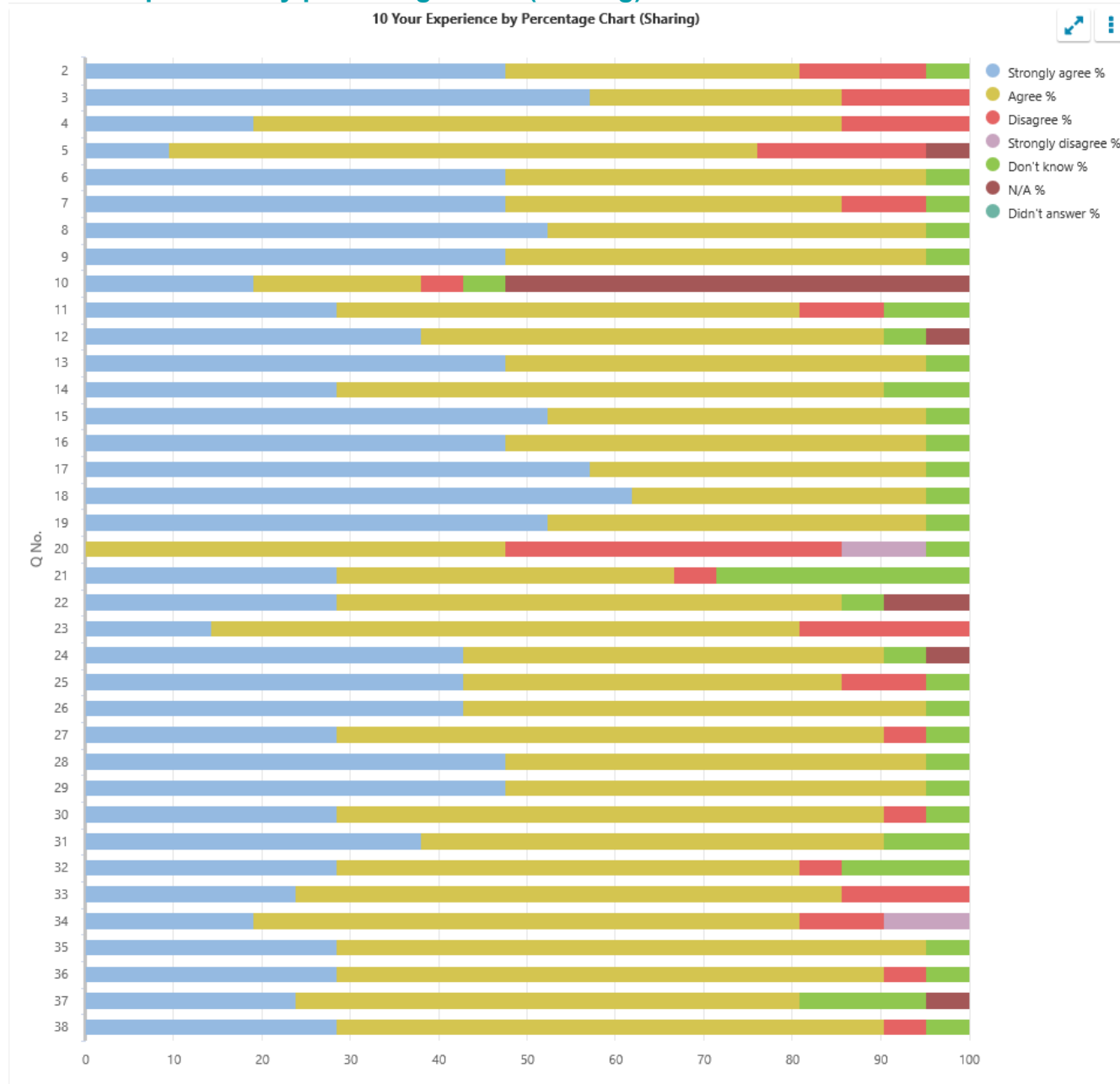
10 Your experience by percentage (sharing)

| Q No. | Question | Response Count | Strongly agree % | Agree % | Disagree % | Strongly disagree % | Don't know % | N/A % | Didn't answer % |
|-------|---|----------------|------------------|---------|------------|---------------------|--------------|-------|-----------------|
| 2 | I find it rewarding to be a member of staff at this school. | 21 | 47.62 | 33.33 | 14.29 | 0 | 4.76 | 0 | 0 |
| 3 | I feel a valued part of the school's community. | 21 | 57.14 | 28.57 | 14.29 | 0 | 0 | 0 | 0 |
| 4 | I am encouraged to learn and share practice with colleagues from other schools. | 21 | 19.05 | 66.67 | 14.29 | 0 | 0 | 0 | 0 |
| 5 | I am given the opportunity to learn and share practice with colleagues from other schools. | 21 | 9.52 | 66.67 | 19.05 | 0 | 0 | 4.76 | 0 |
| 6 | I have a clear understanding of the social, cultural and economic context of the school. | 21 | 47.62 | 47.62 | 0 | 0 | 4.76 | 0 | 0 |
| 7 | I feel appropriately supported by the school to undertake my role. | 21 | 47.62 | 38.1 | 9.52 | 0 | 4.76 | 0 | 0 |
| 8 | I am supported to engage in professional learning. | 21 | 52.38 | 42.86 | 0 | 0 | 4.76 | 0 | 0 |
| 9 | My professional learning enables me to reflect on and improve my practice. | 21 | 47.62 | 47.62 | 0 | 0 | 4.76 | 0 | 0 |
| 10 | I have regular opportunities to undertake leadership roles. | 21 | 19.05 | 19.05 | 4.76 | 0 | 4.76 | 52.38 | 0 |
| 11 | I have opportunities to be involved in agreeing priorities for the school. | 21 | 28.57 | 52.38 | 9.52 | 0 | 9.52 | 0 | 0 |
| 12 | I am actively involved in the school's ongoing self-evaluation. | 21 | 38.1 | 52.38 | 0 | 0 | 4.76 | 4.76 | 0 |
| 13 | GTCS standards are used to support professional dialogue. | 21 | 47.62 | 47.62 | 0 | 0 | 4.76 | 0 | 0 |
| 14 | I use information, including data, effectively to identify and reduce inequalities in children's and young people's outcomes. | 21 | 28.57 | 61.9 | 0 | 0 | 9.52 | 0 | 0 |
| 15 | I understand how to apply the school's procedures relating to child protection and safeguarding. | 21 | 52.38 | 42.86 | 0 | 0 | 4.76 | 0 | 0 |
| 16 | The school's vision and values underpins my work. | 21 | 47.62 | 47.62 | 0 | 0 | 4.76 | 0 | 0 |
| 17 | Staff treat all children and young people fairly and with respect. | 21 | 57.14 | 38.1 | 0 | 0 | 4.76 | 0 | 0 |

| Q No. | Question (cont.) | Response Count | Strongly agree % | Agree % | Disagree % | Strongly disagree % | Don't know % | N/A % | Didn't answer % |
|-------|---|----------------|------------------|---------|------------|---------------------|--------------|-------|-----------------|
| 18 | Colleagues treat each other with respect. | 21 | 61.9 | 33.33 | 0 | 0 | 4.76 | 0 | 0 |
| 19 | Children and young people are encouraged and supported to treat others with respect. | 21 | 52.38 | 42.86 | 0 | 0 | 4.76 | 0 | 0 |
| 20 | Children and young people are well behaved. | 21 | 0 | 47.62 | 38.1 | 9.52 | 4.76 | 0 | 0 |
| 21 | The school deals effectively with any bullying. | 21 | 28.57 | 38.1 | 4.76 | 0 | 28.57 | 0 | 0 |
| 22 | I am provided with feedback when I report an incident. | 21 | 28.57 | 57.14 | 0 | 0 | 4.76 | 9.52 | 0 |
| 23 | Staff at all levels within the school communicate effectively with each other. | 21 | 14.29 | 66.67 | 19.05 | 0 | 0 | 0 | 0 |
| 24 | The school's arrangements for engaging parents in their child's learning are effective. | 21 | 42.86 | 47.62 | 0 | 0 | 4.76 | 4.76 | 0 |
| 25 | The school is well led and managed. | 21 | 42.86 | 42.86 | 9.52 | 0 | 4.76 | 0 | 0 |
| 26 | Collaborative working across the school is effective in taking forward improvement. | 21 | 42.86 | 52.38 | 0 | 0 | 4.76 | 0 | 0 |
| 27 | Children and young people are engaged in their learning. | 21 | 28.57 | 61.9 | 4.76 | 0 | 4.76 | 0 | 0 |
| 28 | I give children and young people regular feedback which helps them to progress. | 21 | 47.62 | 47.62 | 0 | 0 | 4.76 | 0 | 0 |
| 29 | Children and young people are provided with experiences which meet their learning needs. | 21 | 47.62 | 47.62 | 0 | 0 | 4.76 | 0 | 0 |
| 30 | Children and young people are involved in talking about and planning their learning. | 21 | 28.57 | 61.9 | 4.76 | 0 | 4.76 | 0 | 0 |
| 31 | Children and young people are involved in setting their learning targets. | 21 | 38.1 | 52.38 | 0 | 0 | 9.52 | 0 | 0 |
| 32 | Children and young people have the opportunity to lead their learning. | 21 | 28.57 | 52.38 | 4.76 | 0 | 14.29 | 0 | 0 |
| 33 | I receive appropriate support for planning, preparation and assessment. | 21 | 23.81 | 61.9 | 14.29 | 0 | 0 | 0 | 0 |
| 34 | The school has effective strategies to support children and young people with their learning, including those requiring additional support. | 21 | 19.05 | 61.9 | 9.52 | 9.52 | 0 | 0 | 0 |
| 35 | Staff have a shared understanding of their 'responsibility of all' in literacy and numeracy and health and wellbeing. | 21 | 28.57 | 66.67 | 0 | 0 | 4.76 | 0 | 0 |

| Q No. | Question (cont.) | Response Count | Strongly agree % | Agree % | Disagree % | Strongly disagree % | Don't know % | N/A % | Didn't answer % |
|-------|--|----------------|------------------|---------|------------|---------------------|--------------|-------|-----------------|
| 36 | Moderation activities are helping me to make sound professional judgements. | 21 | 28.57 | 61.9 | 4.76 | 0 | 4.76 | 0 | 0 |
| 37 | I have regular opportunities to help shape the curriculum through discussions with colleagues, parents and partners. | 21 | 23.81 | 57.14 | 0 | 0 | 14.29 | 4.76 | 0 |
| 38 | I am aware of and involved in the school's strategies for raising attainment for all. | 21 | 28.57 | 61.9 | 4.76 | 0 | 4.76 | 0 | 0 |

10 Your experience by percentage chart (sharing)



Questionnaire for pupil support staff (11)

11 Your experience by percentage (sharing)

| Q No. | Question | Response Count | Strongly agree % | Agree % | Disagree % | Strongly disagree % | Don't know % | N/A % | Didn't answer % |
|-------|---|----------------|------------------|---------|------------|---------------------|--------------|-------|-----------------|
| 2 | I find it rewarding to be a member of staff at this school. | 13 | 15.38 | 53.85 | 7.69 | 0 | 23.08 | 0 | 0 |
| 3 | I feel a valued part of the school's community. | 13 | 7.69 | 61.54 | 23.08 | 0 | 7.69 | 0 | 0 |
| 4 | I am encouraged to learn and share practice with colleagues from other schools. | 13 | 0 | 30.77 | 61.54 | 0 | 7.69 | 0 | 0 |
| 5 | I am given the opportunity to learn and share practice with colleagues from other schools. | 13 | 0 | 38.46 | 53.85 | 0 | 7.69 | 0 | 0 |
| 6 | I have a clear understanding of the social, cultural and economic context of the school. | 13 | 0 | 53.85 | 7.69 | 0 | 38.46 | 0 | 0 |
| 7 | I feel appropriately supported by the school to undertake my role. | 13 | 0 | 84.62 | 0 | 7.69 | 7.69 | 0 | 0 |
| 8 | I am supported to engage in professional learning. | 13 | 0 | 84.62 | 7.69 | 0 | 0 | 7.69 | 0 |
| 9 | My professional learning enables me to reflect on and improve my practice. | 13 | 0 | 61.54 | 15.38 | 0 | 15.38 | 7.69 | 0 |
| 10 | I have regular opportunities to undertake leadership roles. | 13 | 0 | 38.46 | 15.38 | 7.69 | 30.77 | 7.69 | 0 |
| 11 | I have opportunities to be involved in agreeing priorities for the school. | 13 | 0 | 53.85 | 30.77 | 0 | 7.69 | 7.69 | 0 |
| 12 | I am actively involved in the school's ongoing self-evaluation. | 13 | 0 | 23.08 | 46.15 | 0 | 23.08 | 7.69 | 0 |
| 13 | I use information, including data, effectively to identify and reduce inequalities in children's and young people's outcomes. | 13 | 0 | 38.46 | 46.15 | 0 | 0 | 15.38 | 0 |
| 14 | I understand how to apply the school's procedures relating to child protection and safeguarding. | 13 | 30.77 | 61.54 | 0 | 0 | 7.69 | 0 | 0 |
| 15 | The school's vision and values underpins my work. | 13 | 0 | 46.15 | 7.69 | 7.69 | 30.77 | 7.69 | 0 |
| 16 | Staff treat all children and young people fairly and with respect. | 13 | 23.08 | 46.15 | 23.08 | 0 | 0 | 7.69 | 0 |
| 17 | Colleagues treat each other with respect. | 13 | 38.46 | 46.15 | 0 | 0 | 7.69 | 7.69 | 0 |

| Q No. | Question (cont.) | Response Count | Strongly agree % | Agree % | Disagree % | Strongly disagree % | Don't know % | N/A % | Didn't answer % |
|-------|---|----------------|------------------|---------|------------|---------------------|--------------|-------|-----------------|
| 18 | Children and young people are encouraged and supported to treat others with respect. | 13 | 38.46 | 46.15 | 7.69 | 0 | 0 | 7.69 | 0 |
| 19 | Children and young people are well behaved. | 13 | 0 | 30.77 | 61.54 | 0 | 0 | 7.69 | 0 |
| 20 | The school deals effectively with any bullying. | 13 | 15.38 | 61.54 | 0 | 7.69 | 7.69 | 7.69 | 0 |
| 21 | I am provided with feedback when I report an incident. | 13 | 7.69 | 69.23 | 7.69 | 7.69 | 7.69 | 0 | 0 |
| 22 | Staff at all levels within the school communicate effectively with each other. | 13 | 7.69 | 46.15 | 38.46 | 0 | 0 | 7.69 | 0 |
| 23 | The school's arrangements for engaging parents in their child's learning are effective. | 13 | 15.38 | 61.54 | 7.69 | 0 | 15.38 | 0 | 0 |
| 24 | The school is well led and managed. | 13 | 15.38 | 46.15 | 7.69 | 7.69 | 0 | 23.08 | 0 |
| 25 | Collaborative working across the school is effective in taking forward improvement. | X | X | X | X | X | X | X | X |
| 26 | Children and young people are engaged in their learning. | 13 | 0 | 84.62 | 0 | 7.69 | 0 | 7.69 | 0 |
| 27 | I give children and young people regular feedback which helps them to progress. | 13 | 15.38 | 69.23 | 0 | 0 | 7.69 | 7.69 | 0 |
| 28 | Children and young people are provided with experiences which meet their learning needs. | 13 | 7.69 | 69.23 | 15.38 | 7.69 | 0 | 0 | 0 |
| 29 | Children and young people are involved in talking about and planning their learning. | 13 | 7.69 | 46.15 | 0 | 0 | 23.08 | 23.08 | 0 |
| 30 | Children and young people are involved in setting their learning targets. | 13 | 7.69 | 53.85 | 0 | 0 | 23.08 | 15.38 | 0 |
| 31 | Children and young people have the opportunity to lead their learning. | 13 | 0 | 15.38 | 0 | 0 | 61.54 | 23.08 | 0 |
| 32 | I receive appropriate support for planning, preparation and assessment. | X | X | X | X | X | X | X | X |
| 33 | The school has effective strategies to support children and young people with their learning, including those requiring additional support. | 13 | 7.69 | 76.92 | 7.69 | 0 | 0 | 7.69 | 0 |
| 34 | Staff have a shared understanding of their 'responsibility of all' in literacy and numeracy and health and wellbeing. | X | X | X | X | X | X | X | X |
| 35 | I have regular opportunities to help shape the curriculum as part of the team. | X | X | X | X | X | X | X | X |

| Q No. | Question (cont.) | Response Count | Strongly agree % | Agree % | Disagree % | Strongly disagree % | Don't know % | N/A % | Didn't answer % |
|-------|---|----------------|------------------|---------|------------|---------------------|--------------|-------|-----------------|
| 36 | I am aware of the school's strategies for raising attainment for all. | X | X | X | X | X | X | X | X |

11 Your experience by percentage chart (sharing)

