

# John Paul II Primary School

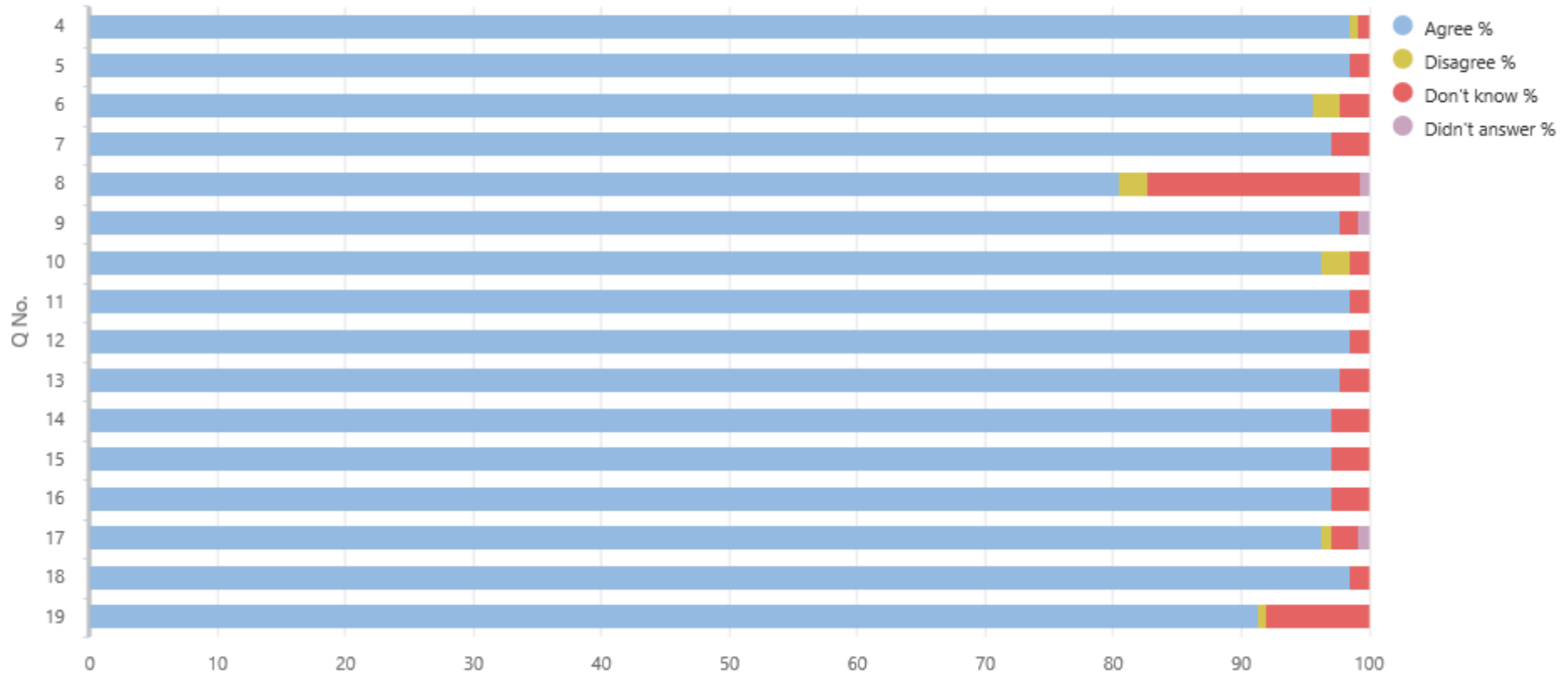
**Pre-inspection questionnaire summary report**

**Inspection week: 9 September 2019**

## Children in primary stages (01)

01 Your Experience by Percentage (Sharing)						
Q No.	Question	Response Count	Agree %	Disagree %	Don't know %	Didn't answer %
4	I feel safe when I am at school.	139	98.56	0.72	0.72	0
5	My school helps me to feel safe.	139	98.56	0	1.44	0
6	I have someone in my school I can speak to if I am upset or worried about something.	139	95.68	2.16	2.16	0
7	Staff treat me fairly and with respect.	139	97.12	0	2.88	0
8	Other children treat me fairly and with respect.	139	80.58	2.16	16.55	0.72
9	My school helps me to understand and respect other people.	139	97.84	0	1.44	0.72
10	My school is helping me to become confident.	139	96.4	2.16	1.44	0
11	My school teaches me how to lead a healthy lifestyle.	139	98.56	0	1.44	0
12	There are lots of chances at my school for me to get regular exercise.	139	98.56	0	1.44	0
13	My school offers me the opportunity to take part in activities in school beyond the classroom and timetabled day.	139	97.84	0	2.16	0
14	I have the opportunity to discuss my achievements outwith school with an adult in school who knows me well.	139	97.12	0	2.88	0
15	My school listens to my views.	139	97.12	0	2.88	0
16	My school takes my views into account.	139	97.12	0	2.88	0
17	I feel comfortable approaching staff with questions or suggestions.	139	96.4	0.72	2.16	0.72
18	Staff help me to understand how I am progressing in my school work.	139	98.56	0	1.44	0
19	My homework helps me to understand and improve my work in school.	139	91.37	0.72	7.91	0

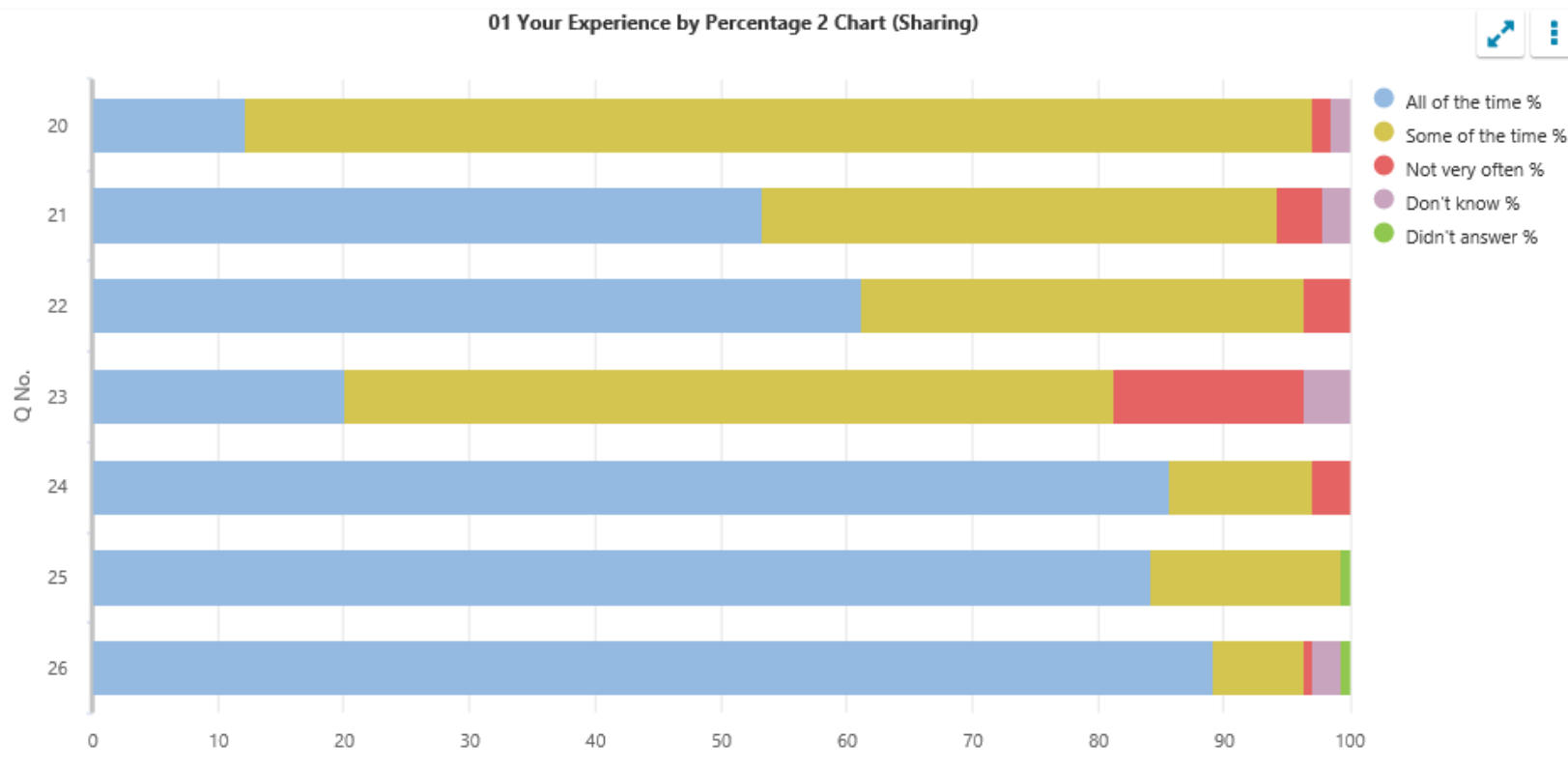
01 Your Experience by Percentage Chart (Sharing)



## Children in primary stages (01)

01 Your Experience by Percentage 2 (Sharing)								
Q No.	Question	Response Count	All of the time %	Some of the time %	Not very often %	Don't know %	Didn't answer %	
20	Other children behave well.	139	12.23	84.89	1.44	1.44	0	
21	My teachers ask me about what things I want to learn in school.	139	53.24	41.01	3.6	2.16	0	
22	I enjoy learning at school.	139	61.15	35.25	3.6	0	0	
23	I feel that my work in school is hard enough.	139	20.14	61.15	15.11	3.6	0	
24	I know who to ask to get help if I find my work too hard.	139	85.61	11.51	2.88	0	0	
25	I am encouraged by staff to do the best I can.	139	84.17	15.11	0	0	0.72	
26	I am happy with the quality of teaching in my school.	139	89.21	7.19	0.72	2.16	0.72	

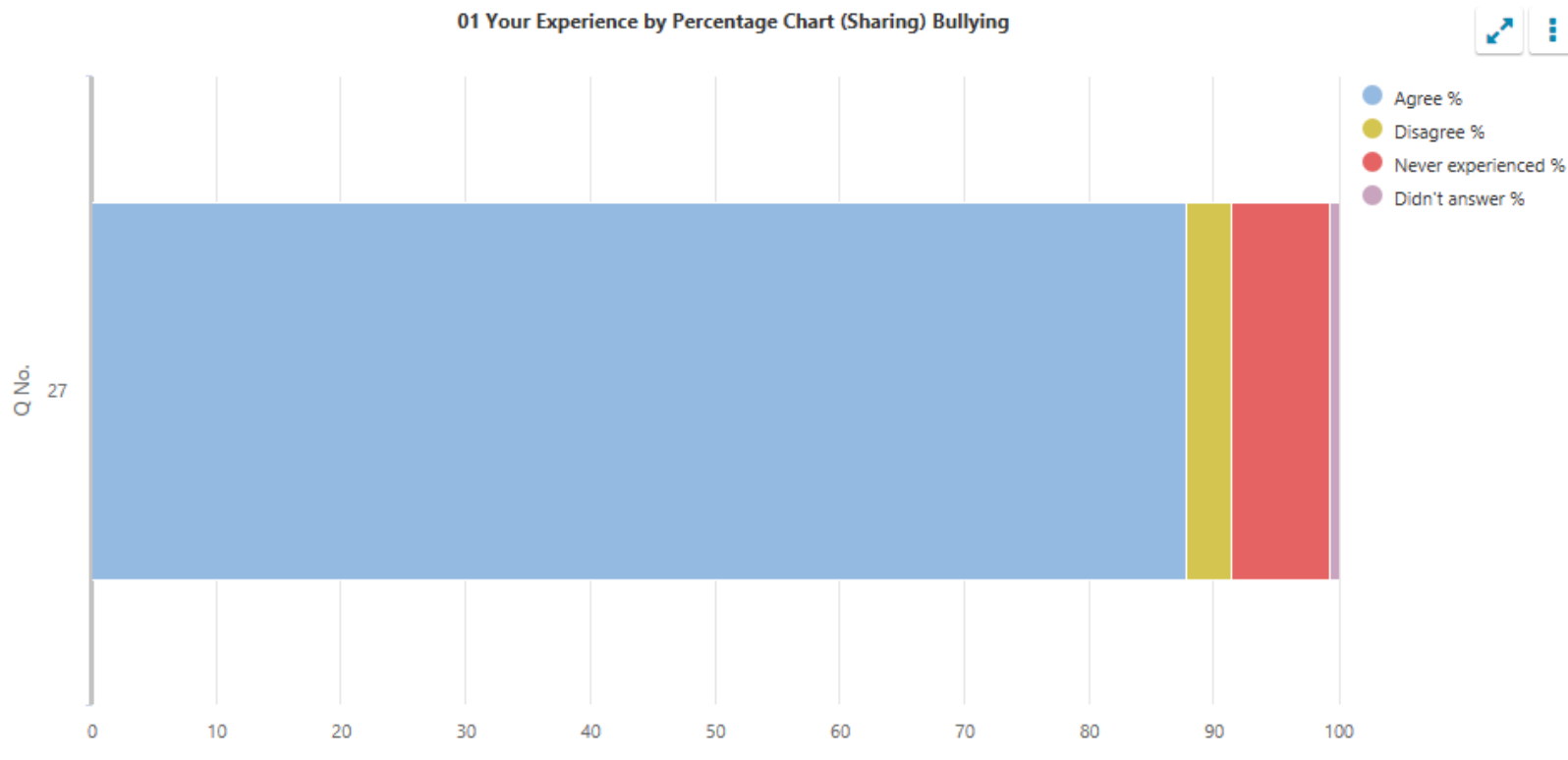
01 Your Experience by Percentage 2 Chart (Sharing)



# Children in primary stages (01)

01 Your Experience by Percentage (Sharing) Bullying							
Q No.	Question	Response Count	Agree %	Disagree %	Never experienced %	Didn't answer %	
27	My school deals well with any bullying.	139	87.77	3.6	7.91	0.72	

01 Your Experience by Percentage Chart (Sharing) Bullying

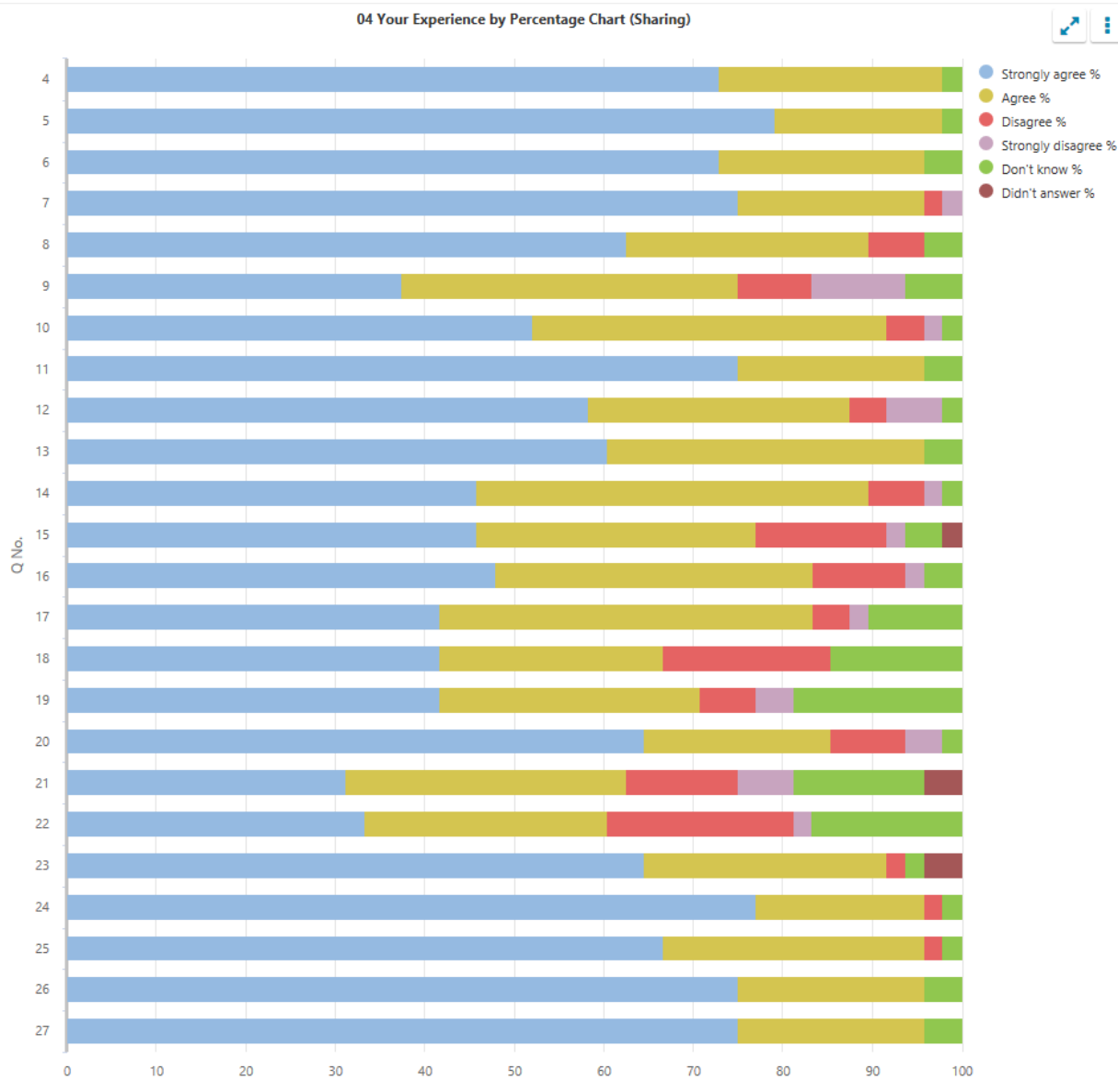


# Parents/carers of children in primary stages (04)

04 Your Experience by Percentage (Sharing)									
Q No	Question	Response Count	Strongly agree %	Agree %	Disagree %	Strongly disagree %	Don't know %	Didn't answer %	
4	My child likes being at this school.	48	72.92	25	0	0	2.08	0	
5	Staff treat my child fairly and with respect.	48	79.17	18.75	0	0	2.08	0	
6	I feel that my child is safe at the school.	48	72.92	22.92	0	0	4.17	0	
7	The school helps my child to feel confident.	48	75	20.83	2.08	2.08	0	0	
8	I feel staff really know my child as an individual.	48	62.5	27.08	6.25	0	4.17	0	
9	My child finds their learning activities hard enough.	48	37.5	37.5	8.33	10.42	6.25	0	
10	My child receives the help he/she needs to do well.	48	52.08	39.58	4.17	2.08	2.08	0	
11	My child is encouraged by the school to be healthy and take regular exercise.	48	75	20.83	0	0	4.17	0	
12	The school supports my child's emotional wellbeing.	48	58.33	29.17	4.17	6.25	2.08	0	
13	My child is making good progress at the school.	48	60.42	35.42	0	0	4.17	0	
14	I receive helpful, regular feedback about how my child is learning and developing e.g. informal feedback, reports and learning profiles.	48	45.83	43.75	6.25	2.08	2.08	0	
15	The information I receive about how my child is doing reaches me at the right time.	48	45.83	31.25	14.58	2.08	4.17	2.08	
16	I understand how my child's progress is assessed.	48	47.92	35.42	10.42	2.08	4.17	0	
17	The school gives me advice on how to support my child's learning at home.	48	41.67	41.67	4.17	2.08	10.42	0	
18	The school organises activities where my child and I can learn together.	48	41.67	25	18.75	0	14.58	0	
19	The school takes my views into account when making changes.	48	41.67	29.17	6.25	4.17	18.75	0	
20	I feel comfortable approaching the school with questions, suggestions and/or a problem.	48	64.58	20.83	8.33	4.17	2.08	0	

21	I feel encouraged to be involved in the work of the Parent Council and/or parent association.	48	31.25	31.25	12.5	6.25	14.58	4.17
22	I am kept informed about the work of the Parent Council and/or parent association.	48	33.33	27.08	20.83	2.08	16.67	0
23	I am satisfied with the quality of teaching in the school.	48	64.58	27.08	2.08	0	2.08	4.17
24	The school is well led and managed.	48	77.08	18.75	2.08	0	2.08	0
25	The school encourages children to treat others with respect.	48	66.67	29.17	2.08	0	2.08	0
26	I would recommend the school to other parents.	48	75	20.83	0	0	4.17	0
27	Overall, I am satisfied with the school.	48	75	20.83	0	0	4.17	0

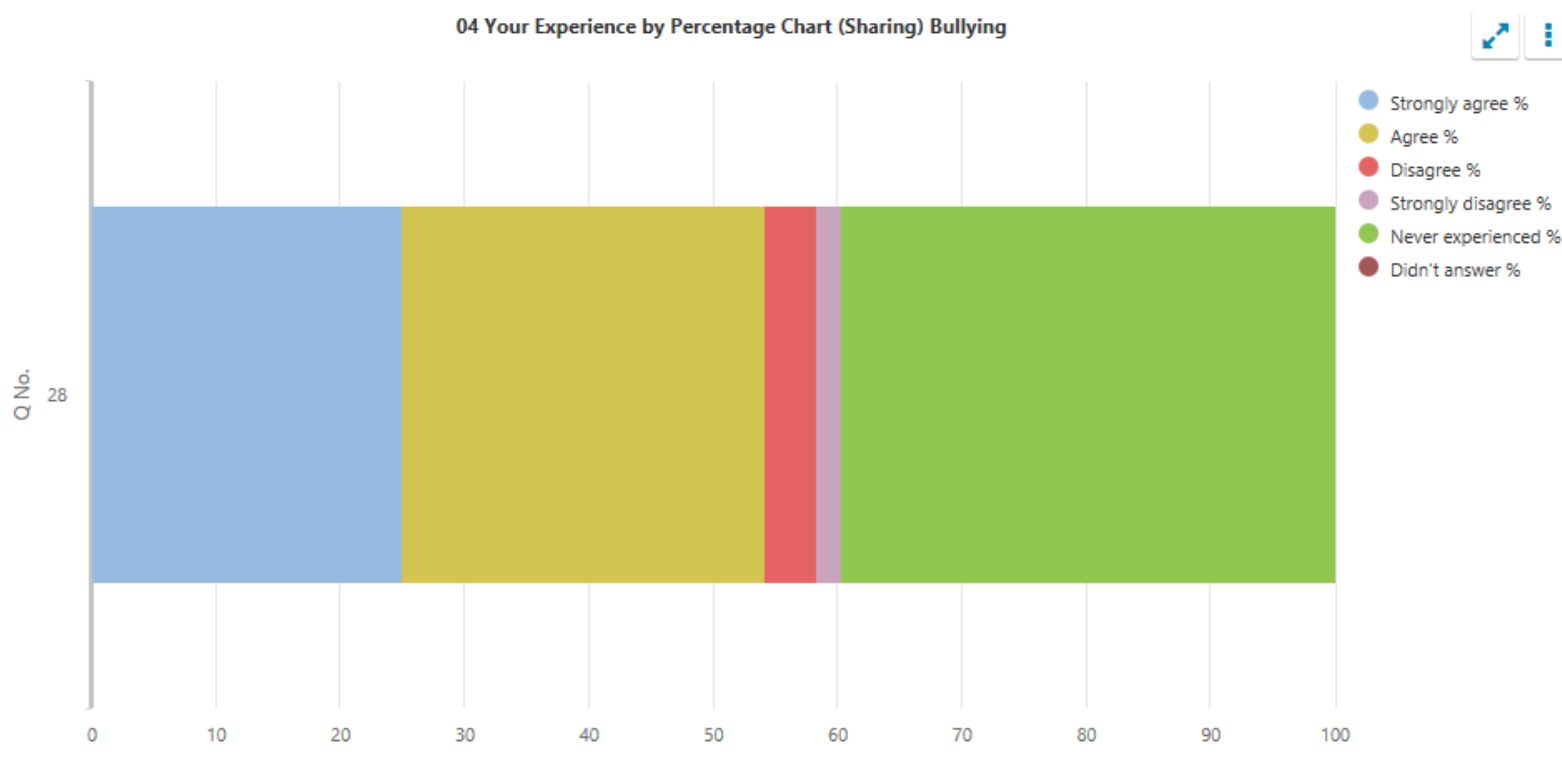




# Parents/carers of children in primary stages (04)

04 Your Experience by Percentage (Sharing) Bullying								
Q No.	Question	Response Count	Strongly agree %	Agree %	Disagree %	Strongly disagree %	Never experienced %	Didn't answer %
28	The school deals well with any bullying.	48	25	29.17	4.17	2.08	39.58	0

04 Your Experience by Percentage Chart (Sharing) Bullying



# School teachers (10)

10 Your Experience by Percentage (Sharing)									
Q No.	Question	Response Count	Strongly agree %	Agree %	Disagree %	Strongly disagree %	Don't know %	N/A %	Didn't answer %
2	I find it rewarding to be a member of staff at this school.	18	88.89	0	0	0	11.11	0	0
3	I feel a valued part of the school's community.	18	88.89	5.56	0	0	5.56	0	0
4	I am encouraged to learn and share practice with colleagues from other schools.	18	38.89	55.56	0	0	5.56	0	0
5	I am given the opportunity to learn and share practice with colleagues from other schools.	18	38.89	55.56	0	0	5.56	0	0
6	I have a clear understanding of the social, cultural and economic context of the school.	18	77.78	16.67	0	0	5.56	0	0
7	I feel appropriately supported by the school to undertake my role.	18	77.78	16.67	0	0	5.56	0	0
8	I am supported to engage in professional learning.	18	72.22	22.22	0	0	5.56	0	0
9	My professional learning enables me to reflect on and improve my practice.	18	55.56	38.89	0	0	5.56	0	0
10	I have regular opportunities to undertake leadership roles.	18	61.11	27.78	5.56	0	5.56	0	0
11	I have opportunities to be involved in agreeing priorities for the school.	18	61.11	33.33	0	0	5.56	0	0
12	I am actively involved in the school's ongoing self-evaluation.	18	72.22	22.22	0	0	5.56	0	0
13	GTCS standards are used to support professional dialogue.	18	44.44	50	0	0	5.56	0	0
14	I use information, including data, effectively to identify and reduce inequalities in children's and young people's outcomes.	18	72.22	22.22	0	0	5.56	0	0
15	I understand how to apply the school's procedures relating to child protection and safeguarding.	18	88.89	5.56	0	0	5.56	0	0
16	The school's vision and values underpins my work.	18	88.89	5.56	0	0	5.56	0	0
17	Staff treat all children and young people fairly and with respect.	18	83.33	11.11	0	0	5.56	0	0

18	Colleagues treat each other with respect.	18	88.89	0	0	0	5.56	0	5.56
19	Children and young people are encouraged and supported to treat others with respect.	18	94.44	0	0	0	5.56	0	0
20	Children and young people are well behaved.	18	44.44	50	0	0	5.56	0	0
21	The school deals effectively with any bullying.	18	77.78	11.11	0	0	11.11	0	0
22	I am provided with feedback when I report an incident.	18	50	44.44	0	0	5.56	0	0
23	Staff at all levels within the school communicate effectively with each other.	18	72.22	22.22	0	0	5.56	0	0
24	The school's arrangements for engaging parents in their child's learning are effective.	18	77.78	16.67	0	0	5.56	0	0
25	The school is well led and managed.	18	77.78	16.67	0	0	5.56	0	0
26	Collaborative working across the school is effective in taking forward improvement.	18	77.78	11.11	0	0	11.11	0	0
27	Children and young people are engaged in their learning.	18	77.78	16.67	0	0	5.56	0	0
28	I give children and young people regular feedback which helps them to progress.	18	72.22	22.22	0	0	5.56	0	0
29	Children and young people are provided with experiences which meet their learning needs.	18	83.33	11.11	0	0	5.56	0	0
30	Children and young people are involved in talking about and planning their learning.	18	27.78	66.67	0	0	5.56	0	0
31	Children and young people are involved in setting their learning targets.	18	27.78	61.11	0	0	11.11	0	0
32	Children and young people have the opportunity to lead their learning.	18	55.56	38.89	0	0	5.56	0	0
33	I receive appropriate support for planning, preparation and assessment.	18	66.67	27.78	0	0	5.56	0	0
34	The school has effective strategies to support children and young people with their learning, including those requiring additional support.	18	83.33	11.11	0	0	5.56	0	0
35	Staff have a shared understanding of their 'responsibility of all' in literacy and numeracy and health and wellbeing.	18	77.78	16.67	0	0	5.56	0	0
36	Moderation activities are helping me to make sound professional judgements.	18	66.67	22.22	0	0	5.56	5.56	0

37	I have regular opportunities to help shape the curriculum through discussions with colleagues, parents and partners.	18	66.67	22.22	0	0	11.11	0	0
38	I am aware of and involved in the school's strategies for raising attainment for all.	18	83.33	11.11	0	0	5.56	0	0

10 Your Experience by Percentage Chart (Sharing)

