

Kirkhill Primary School and Nursery Class

Pre-inspection questionnaire summary report
Inspection week: 3 February 2025

Questionnaire for children in primary stages (01)

01 Your experience by percentage (sharing)

Q No.	Question	Response Count	Agree %	Disagree %	Don't know %	Didn't answer %
4	I feel safe when I am at school.	71	84.51	1.41	5.63	8.45
5	My school helps me to feel safe.	71	80.28	0.00	18.31	1.41
6	I have someone in my school I can speak to if I am upset or worried about something.	71	94.37	1.41	2.82	1.41
7	Staff treat me fairly and with respect.	71	88.73	0.00	7.04	4.23
8	Other children treat me fairly and with respect.	71	56.34	11.27	28.17	4.23
9	My school helps me to understand and respect other people.	71	90.14	0.00	7.04	2.82
10	My school is helping me to become confident.	71	70.42	4.23	19.72	5.63
11	My school teaches me how to lead a healthy lifestyle.	71	91.55	1.41	5.63	1.41
12	There are lots of chances at my school for me to get regular exercise.	71	94.37	0.00	2.82	2.82
13	My school offers me the opportunity to take part in activities in school beyond the classroom and timetabled day.	71	73.24	7.04	18.31	1.41
14	I have the opportunity to discuss my achievements outwith school with an adult in school who knows me well.	71	85.92	2.82	9.86	1.41
15	My school listens to my views.	71	66.20	4.23	28.17	1.41
16	My school takes my views into account.	71	61.97	2.82	32.39	2.82
17	I feel comfortable approaching staff with questions or suggestions.	71	76.06	7.04	14.08	2.82
18	Staff help me to understand how I am progressing in my school work.	71	87.32	2.82	8.45	1.41
19	My homework helps me to understand and improve my work in school.	71	36.62	19.72	40.85	2.82

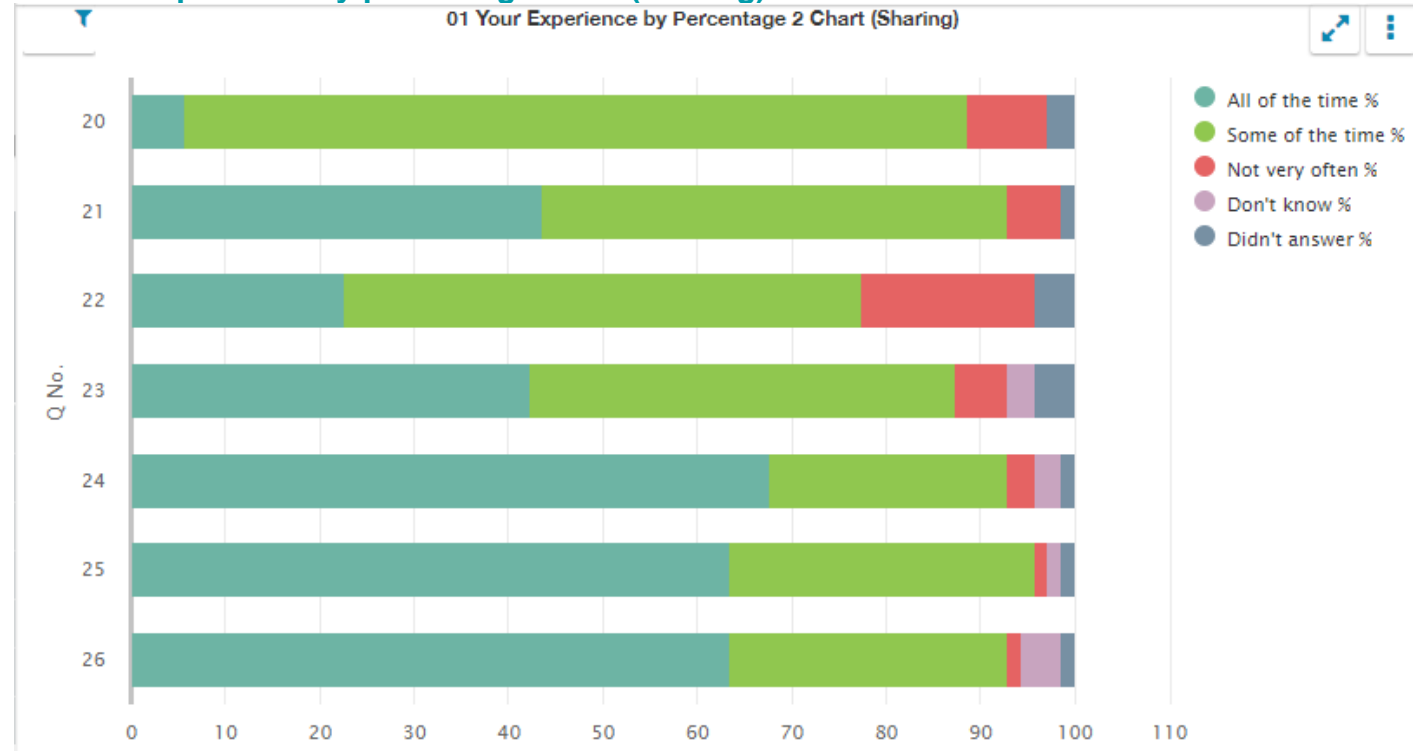
01 Your experience by percentage chart (sharing)



01 Your experience by percentage 2 (sharing)

Q No.	Question	Response Count	All of the time %	Some of the time %	Not very often %	Don't know %	Didn't answer %
20	Other children behave well.	71	5.63	83.10	8.45	0.00	2.82
21	My teachers ask me about what things I want to learn in school.	71	43.66	49.30	5.63	0.00	1.41
22	I enjoy learning at school.	71	22.54	54.93	18.31	0.00	4.23
23	I feel that my work in school is hard enough.	71	42.25	45.07	5.63	2.82	4.23
24	I know who to ask to get help if I find my work too hard.	71	67.61	25.35	2.82	2.82	1.41
25	I am encouraged by staff to do the best I can.	71	63.38	32.39	1.41	1.41	1.41
26	I am happy with the quality of teaching in my school.	71	63.38	29.58	1.41	4.23	1.41

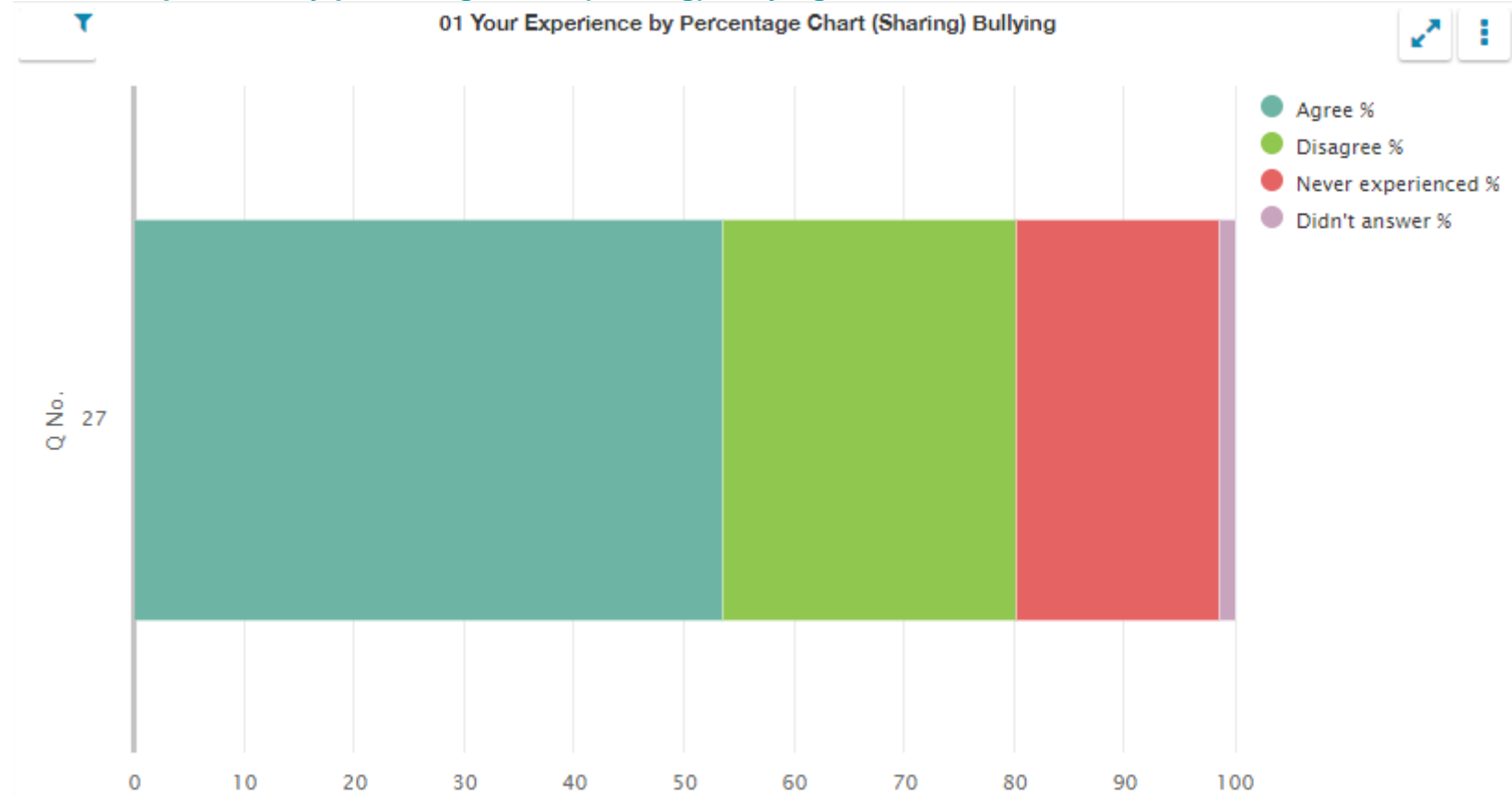
01 Your experience by percentage chart (sharing)



01 Your experience by percentage (sharing) bullying

Q No.	Question	Response Count	Agree %	Disagree %	Never experienced %	Didn't answer %
27	My school deals well with any bullying.	71	53.52	26.76	18.31	1.41

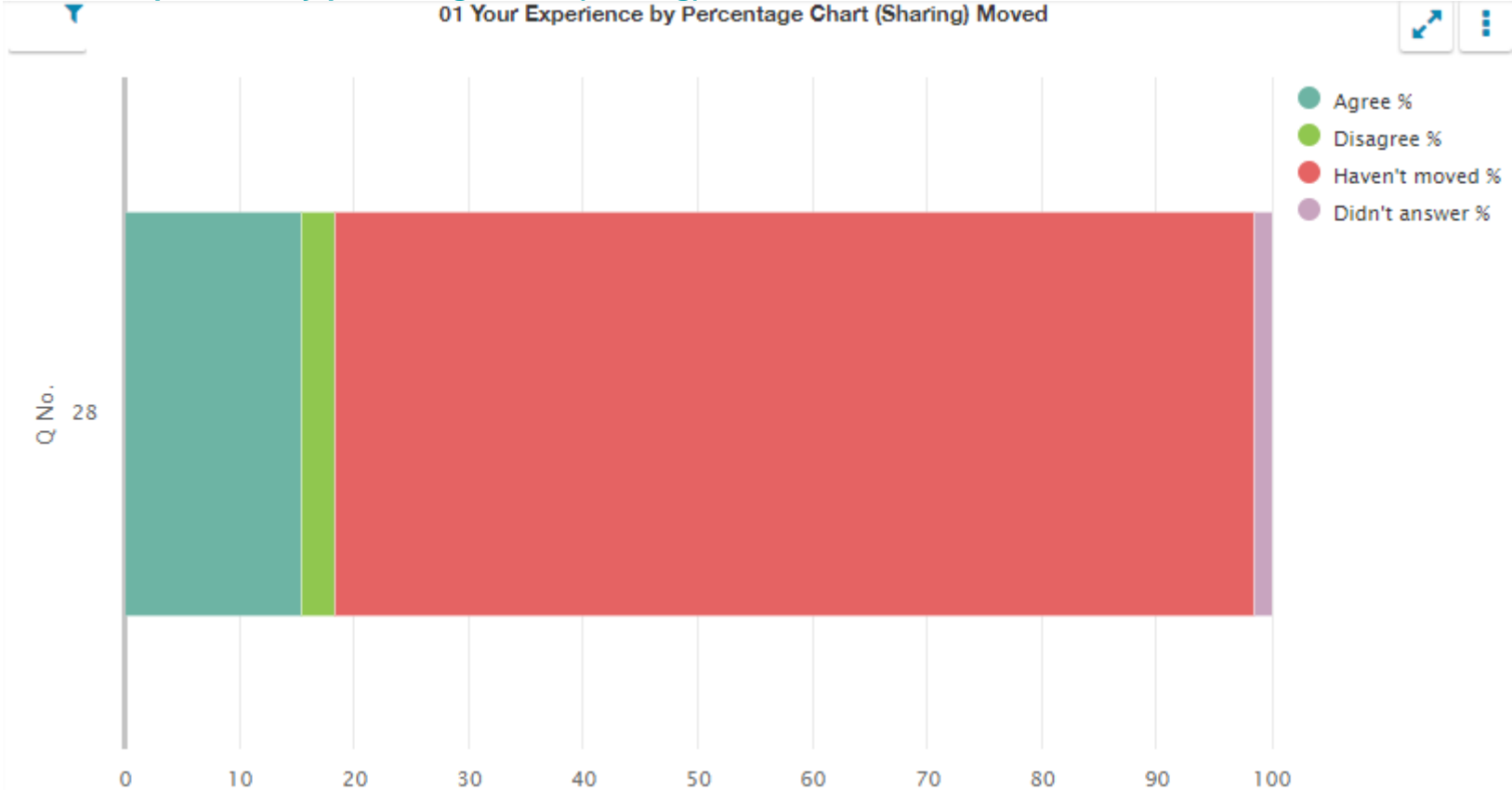
01 Your experience by percentage chart (sharing) bullying



01 Your experience by percentage (sharing) moved

Q No.	Question	Response Count	Agree %	Disagree %	Haven't moved %	Didn't answer %
28	I was well supported if I moved to a new school within the last year.	71	15.49	2.82	80.28	1.41

01 Your experience by percentage chart (sharing) moved



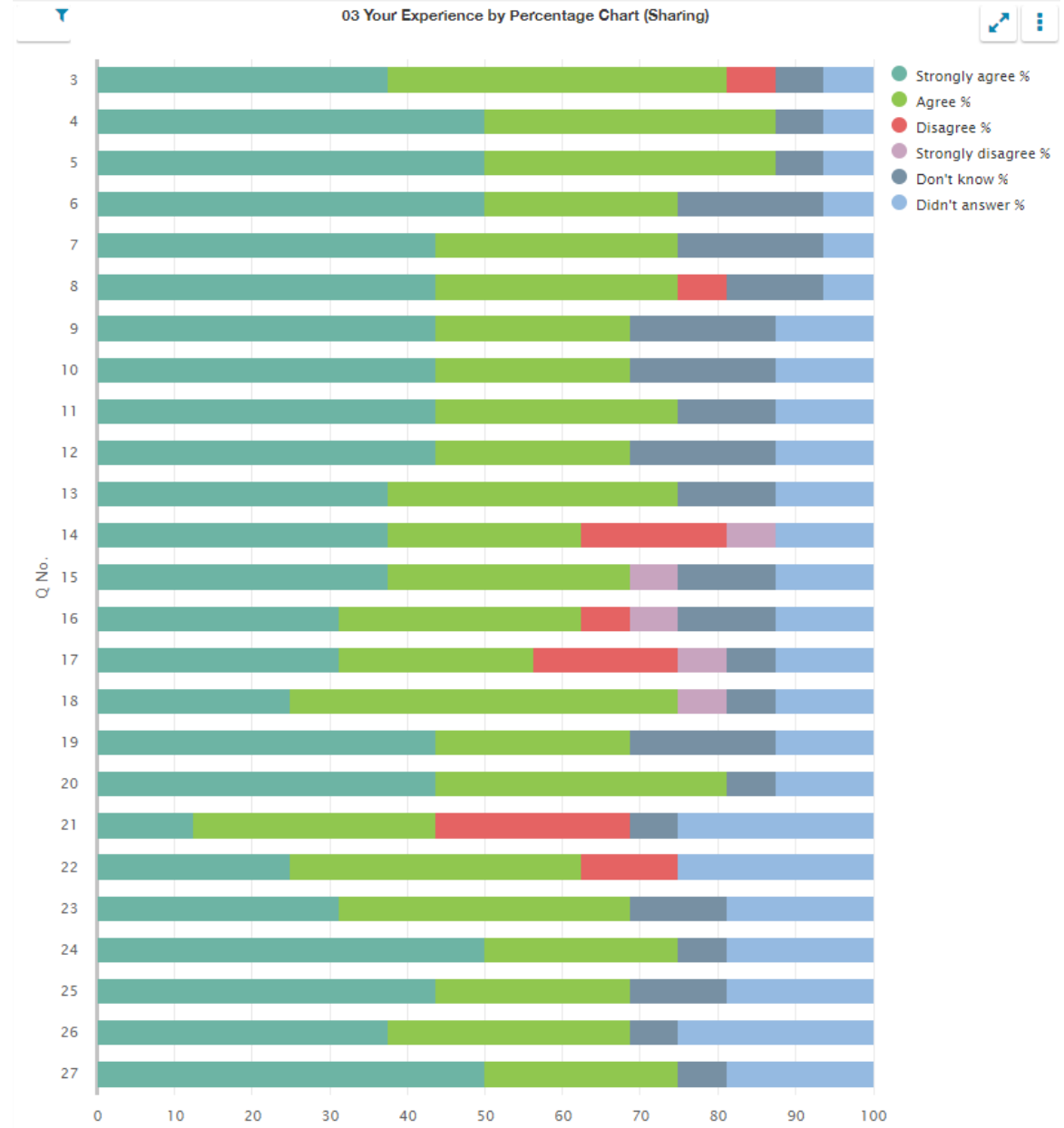
Questionnaire for parents/carers of children in the early learning and childcare setting (03)

03 Your experience by percentage (sharing)

Q No.	Question	Response Count	Strongly agree %	Agree %	Disagree %	Strongly disagree %	Don't know %	Didn't answer %
3	My child likes being at this setting.	16	37.50	43.75	6.25	0.00	6.25	6.25
4	Staff treat my child fairly and with respect.	16	50.00	37.50	0.00	0.00	6.25	6.25
5	I feel that my child is safe at the setting.	16	50.00	37.50	0.00	0.00	6.25	6.25
6	My child's behaviour is managed effectively.	16	50.00	25.00	0.00	0.00	18.75	6.25
7	The setting helps my child to feel confident.	16	43.75	31.25	0.00	0.00	18.75	6.25
8	I feel staff really know my child as an individual.	16	43.75	31.25	6.25	0.00	12.50	6.25
9	The learning experiences my child has at the setting are at the right level for them.	16	43.75	25.00	0.00	0.00	18.75	12.50
10	My child's learning and development is well supported by the staff in the setting.	16	43.75	25.00	0.00	0.00	18.75	12.50
11	My child is encouraged to be healthy and to be physically active.	16	43.75	31.25	0.00	0.00	12.50	12.50
12	The setting supports my child's emotional wellbeing.	16	43.75	25.00	0.00	0.00	18.75	12.50
13	My child is making good progress at the setting.	16	37.50	37.50	0.00	0.00	12.50	12.50
14	I receive helpful, regular feedback about how my child is learning and developing e.g. informal feedback, reports and learning profiles.	16	37.50	25.00	18.75	6.25	0.00	12.50
15	The information I receive about how my child is learning and developing is shared with me when I request it.	16	37.50	31.25	0.00	6.25	12.50	12.50
16	I understand how the setting monitors my child's progress in learning.	16	31.25	31.25	6.25	6.25	12.50	12.50
17	The setting gives me ideas on how to support my child's learning at home.	16	31.25	25.00	18.75	6.25	6.25	12.50
18	The setting organises activities where my child and I can learn together.	16	25.00	50.00	0.00	6.25	6.25	12.50
19	The setting takes my views into account when making changes.	16	43.75	25.00	0.00	0.00	18.75	12.50
20	I feel comfortable approaching the setting with questions, suggestions and/or a problem.	16	43.75	37.50	0.00	0.00	6.25	12.50

Q No.	Question (cont.)	Response Count	Strongly agree %	Agree %	Disagree %	Strongly disagree %	Don't know %	Didn't answer %
21	I feel encouraged to be involved in the work of parent groups.	16	12.50	31.25	25.00	0.00	6.25	25.00
22	I am kept informed about the work of parent groups.	16	25.00	37.50	12.50	0.00	0.00	25.00
23	The setting is well led and managed.	16	31.25	37.50	0.00	0.00	12.50	18.75
24	The setting encourages children to treat others kindly and with respect.	16	50.00	25.00	0.00	0.00	6.25	18.75
25	I would recommend the setting to other parents.	16	43.75	25.00	0.00	0.00	12.50	18.75
26	My child was well supported as they started at the setting or moved to a new room or group.	16	37.50	31.25	0.00	0.00	6.25	25.00
27	Overall, I am satisfied with the setting.	16	50.00	25.00	0.00	0.00	6.25	18.75

03 Your experience by percentage chart (sharing)



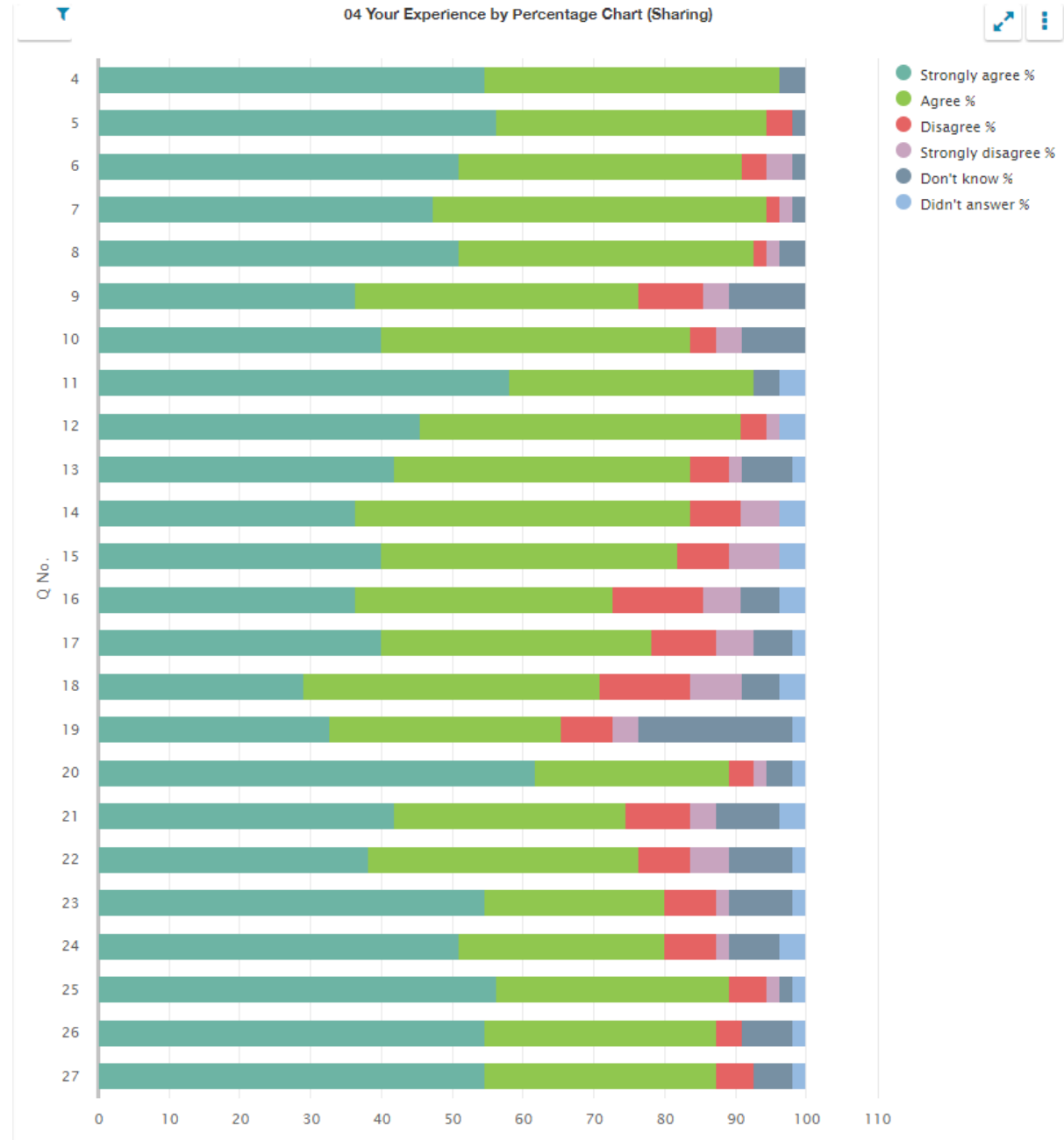
Questionnaire for parents/carers of children in primary stages (04)

04 Your experience by percentage (sharing)

Q No.	Question	Response Count	Strongly agree %	Agree %	Disagree %	Strongly disagree %	Don't know %	Didn't answer %
4	My child likes being at this school.	55	54.55	41.82	0.00	0.00	3.64	0.00
5	Staff treat my child fairly and with respect.	55	56.36	38.18	3.64	0.00	1.82	0.00
6	I feel that my child is safe at the school.	55	50.91	40.00	3.64	3.64	1.82	0.00
7	The school helps my child to feel confident.	55	47.27	47.27	1.82	1.82	1.82	0.00
8	I feel staff really know my child as an individual.	55	50.91	41.82	1.82	1.82	3.64	0.00
9	My child finds their learning activities hard enough.	55	36.36	40.00	9.09	3.64	10.91	0.00
10	My child receives the help he/she needs to do well.	55	40.00	43.64	3.64	3.64	9.09	0.00
11	My child is encouraged by the school to be healthy and take regular exercise.	55	58.18	34.55	0.00	0.00	3.64	3.64
12	The school supports my child's emotional wellbeing.	55	45.45	45.45	3.64	1.82	0.00	3.64
13	My child is making good progress at the school.	55	41.82	41.82	5.45	1.82	7.27	1.82
14	I receive helpful, regular feedback about how my child is learning and developing e.g. informal feedback, reports and learning profiles.	55	36.36	47.27	7.27	5.45	0.00	3.64
15	The information I receive about how my child is doing reaches me at the right time.	55	40.00	41.82	7.27	7.27	0.00	3.64
16	I understand how my child's progress is assessed.	55	36.36	36.36	12.73	5.45	5.45	3.64
17	The school gives me advice on how to support my child's learning at home.	55	40.00	38.18	9.09	5.45	5.45	1.82
18	The school organises activities where my child and I can learn together.	55	29.09	41.82	12.73	7.27	5.45	3.64
19	The school takes my views into account when making changes.	55	32.73	32.73	7.27	3.64	21.82	1.82
20	I feel comfortable approaching the school with questions, suggestions and/or a problem.	55	61.82	27.27	3.64	1.82	3.64	1.82
21	I feel encouraged to be involved in the work of the Parent Council and/or parent association.	55	41.82	32.73	9.09	3.64	9.09	3.64
22	I am kept informed about the work of the Parent Council and/or parent association.	55	38.18	38.18	7.27	5.45	9.09	1.82

Q No.	Question (cont.)	Response Count	Strongly agree %	Agree %	Disagree %	Strongly disagree %	Don't know %	Didn't answer %
23	I am satisfied with the quality of teaching in the school.	55	54.55	25.45	7.27	1.82	9.09	1.82
24	The school is well led and managed.	55	50.91	29.09	7.27	1.82	7.27	3.64
25	The school encourages children to treat others with respect.	55	56.36	32.73	5.45	1.82	1.82	1.82
26	I would recommend the school to other parents.	55	54.55	32.73	3.64	0.00	7.27	1.82
27	Overall, I am satisfied with the school.	55	54.55	32.73	5.45	0.00	5.45	1.82

04 Your experience by percentage chart (sharing)



04 Your experience by percentage (sharing) bullying

Q No.	Question	Response Count	Strongly agree %	Agree %	Disagree %	Strongly disagree %	Never experienced %	Didn't answer %
28	The school deals well with any bullying.	55	25.45	30.91	9.09	7.27	23.64	3.64

04 Your experience by percentage chart (sharing) bullying

