

George Heriots School

Pre-inspection questionnaire summary report

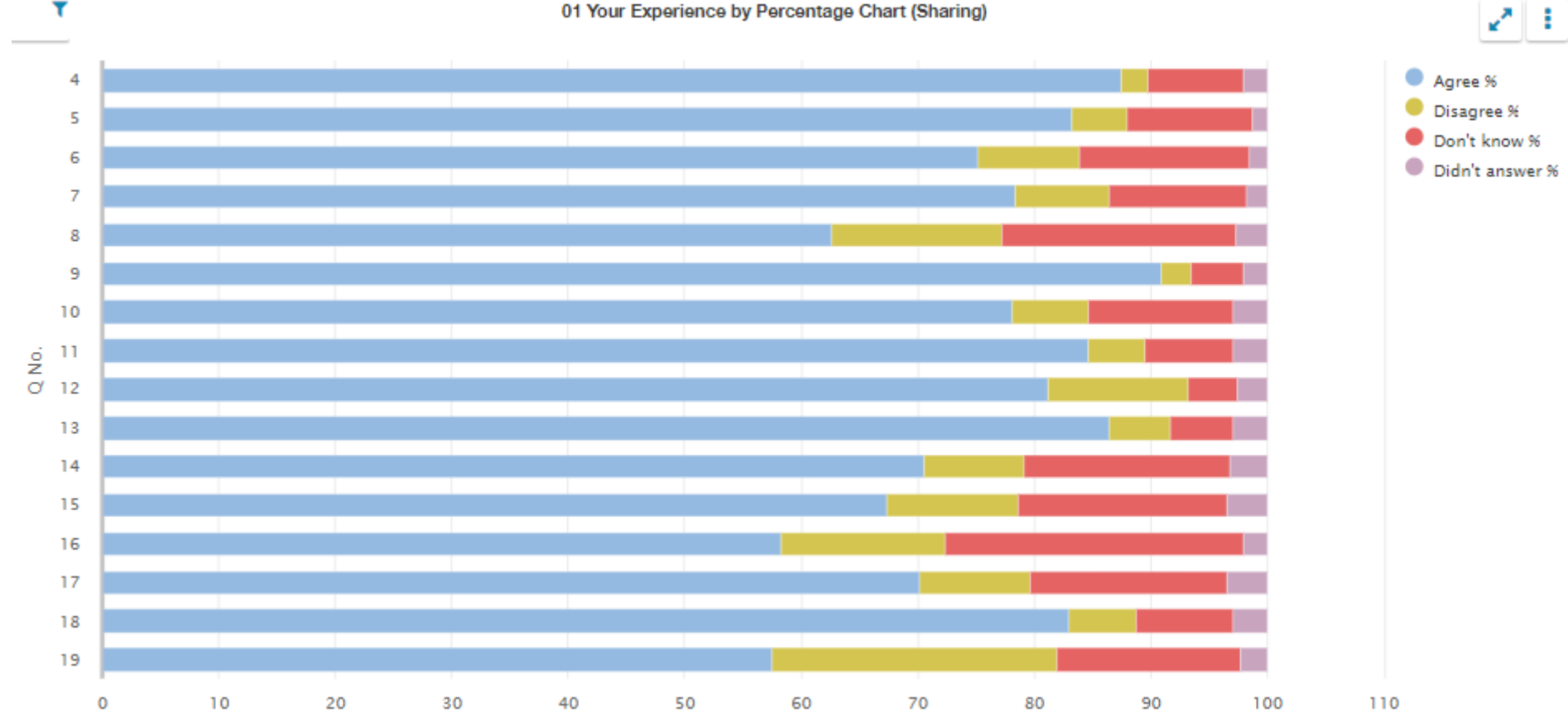
Inspection week: 15 April 2024

Questionnaire for children in primary stages (01)

01 Your experience by percentage (sharing)

| Q No. | Question | Response Count | Agree % | Disagree % | Don't know % | Didn't answer % |
|-------|---|----------------|---------|------------|--------------|-----------------|
| 4 | I feel safe when I am at school. | 383 | 87.47 | 2.35 | 8.09 | 2.09 |
| 5 | My school helps me to feel safe. | 383 | 83.29 | 4.7 | 10.7 | 1.31 |
| 6 | I have someone in my school I can speak to if I am upset or worried about something. | 383 | 75.2 | 8.62 | 14.62 | 1.57 |
| 7 | Staff treat me fairly and with respect. | 383 | 78.33 | 8.09 | 11.75 | 1.83 |
| 8 | Other children treat me fairly and with respect. | 383 | 62.66 | 14.62 | 20.1 | 2.61 |
| 9 | My school helps me to understand and respect other people. | 383 | 90.86 | 2.61 | 4.44 | 2.09 |
| 10 | My school is helping me to become confident. | 383 | 78.07 | 6.53 | 12.53 | 2.87 |
| 11 | My school teaches me how to lead a healthy lifestyle. | 383 | 84.6 | 4.96 | 7.57 | 2.87 |
| 12 | There are lots of chances at my school for me to get regular exercise. | 383 | 81.2 | 12.01 | 4.18 | 2.61 |
| 13 | My school offers me the opportunity to take part in activities in school beyond the classroom and timetabled day. | 383 | 86.42 | 5.22 | 5.48 | 2.87 |
| 14 | I have the opportunity to discuss my achievements outwith school with an adult in school who knows me well. | 383 | 70.5 | 8.62 | 17.75 | 3.13 |
| 15 | My school listens to my views. | 383 | 67.36 | 11.23 | 18.02 | 3.39 |
| 16 | My school takes my views into account. | 383 | 58.22 | 14.1 | 25.59 | 2.09 |
| 17 | I feel comfortable approaching staff with questions or suggestions. | 383 | 70.23 | 9.4 | 16.97 | 3.39 |
| 18 | Staff help me to understand how I am progressing in my school work. | 383 | 83.03 | 5.74 | 8.36 | 2.87 |
| 19 | My homework helps me to understand and improve my work in school. | 383 | 57.44 | 24.54 | 15.67 | 2.35 |

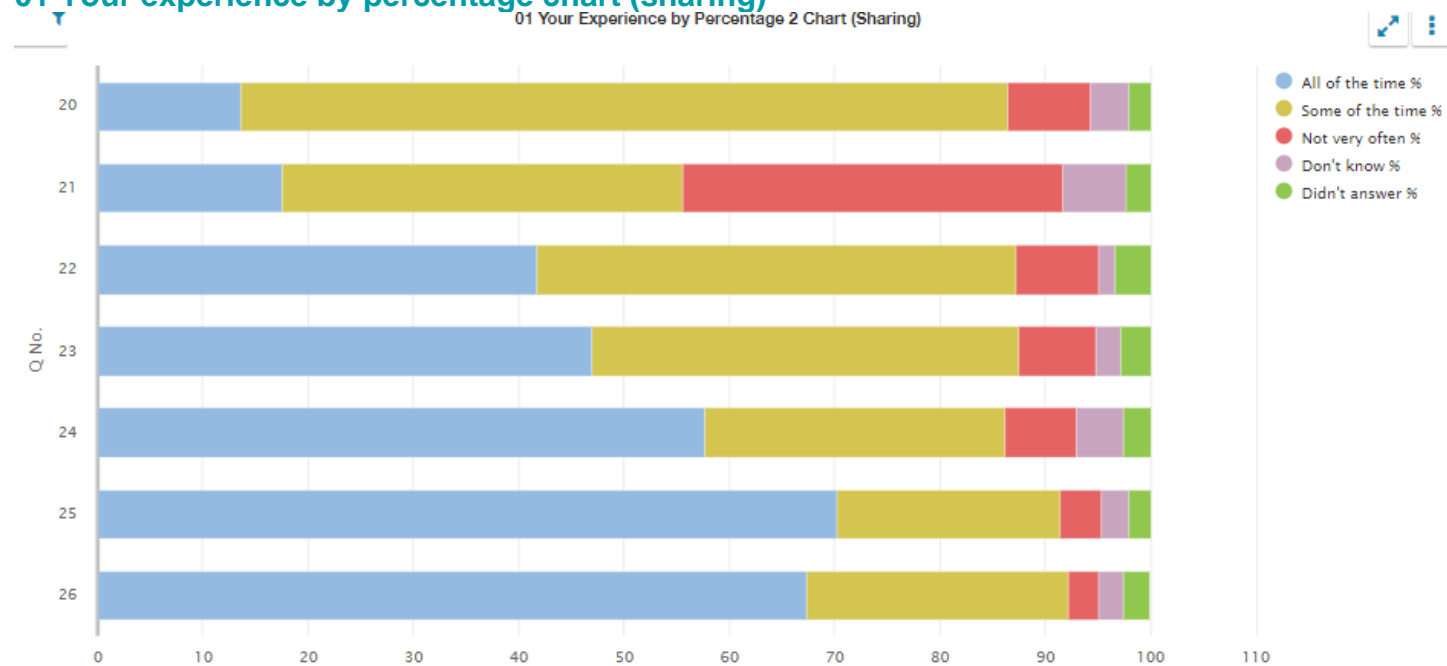
01 Your experience by percentage chart (sharing)



01 Your experience by percentage 2 (sharing)

| Q No. | Question | Response Count | All of the time % | Some of the time % | Not very often % | Don't know % | Didn't answer % |
|-------|---|----------------|-------------------|--------------------|------------------|--------------|-----------------|
| 20 | Other children behave well. | 383 | 13.58 | 72.85 | 7.83 | 3.66 | 2.09 |
| 21 | My teachers ask me about what things I want to learn in school. | 383 | 17.49 | 38.12 | 36.03 | 6.01 | 2.35 |
| 22 | I enjoy learning at school. | 383 | 41.78 | 45.43 | 7.83 | 1.57 | 3.39 |
| 23 | I feel that my work in school is hard enough. | 383 | 47 | 40.47 | 7.31 | 2.35 | 2.87 |
| 24 | I know who to ask to get help if I find my work too hard. | 383 | 57.7 | 28.46 | 6.79 | 4.44 | 2.61 |
| 25 | I am encouraged by staff to do the best I can. | 383 | 70.23 | 21.15 | 3.92 | 2.61 | 2.09 |
| 26 | I am happy with the quality of teaching in my school. | 383 | 67.36 | 24.8 | 2.87 | 2.35 | 2.61 |

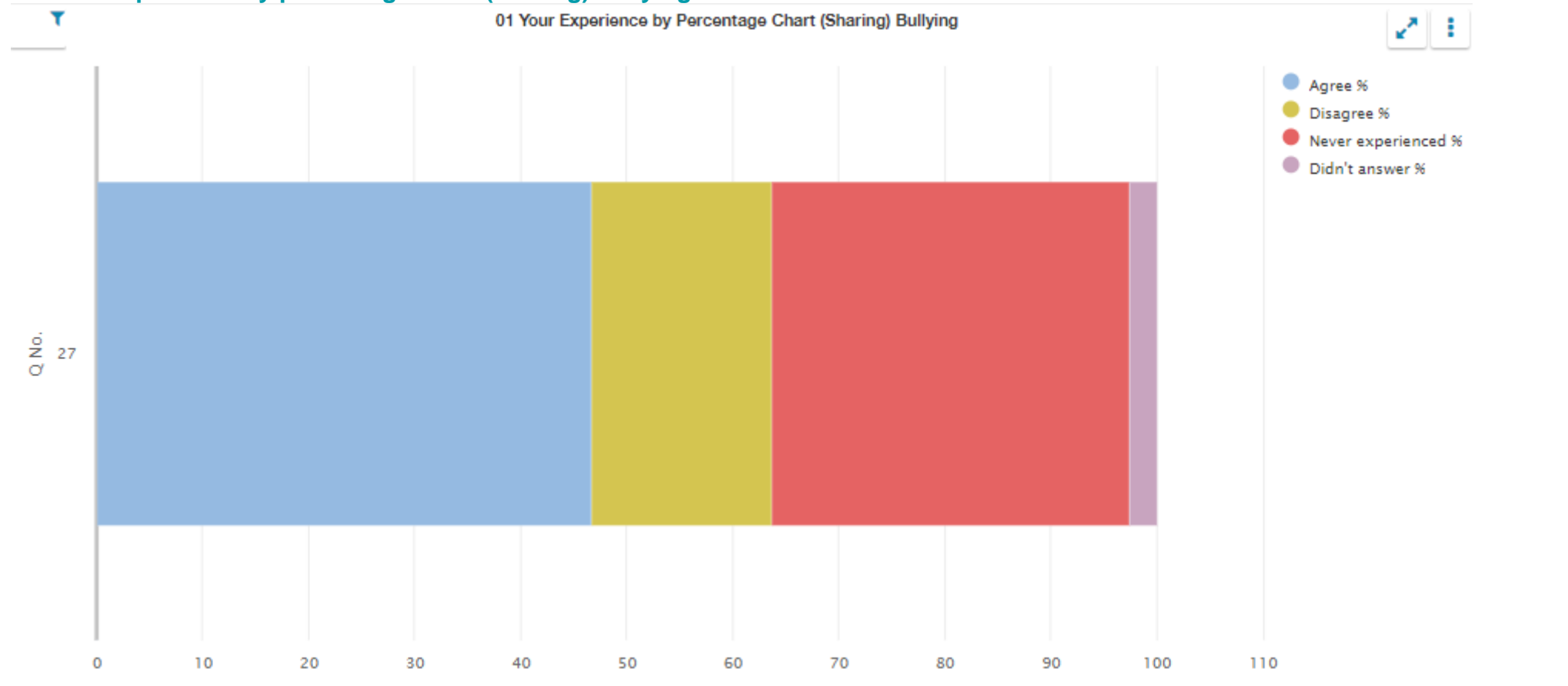
01 Your experience by percentage chart (sharing)



01 Your experience by percentage (sharing) bullying

| Q No. | Question | Response Count | Agree % | Disagree % | Never experienced % | Didn't answer % |
|-------|---|----------------|---------|------------|---------------------|-----------------|
| 27 | My school deals well with any bullying. | 383 | 46.74 | 16.97 | 33.68 | 2.61 |

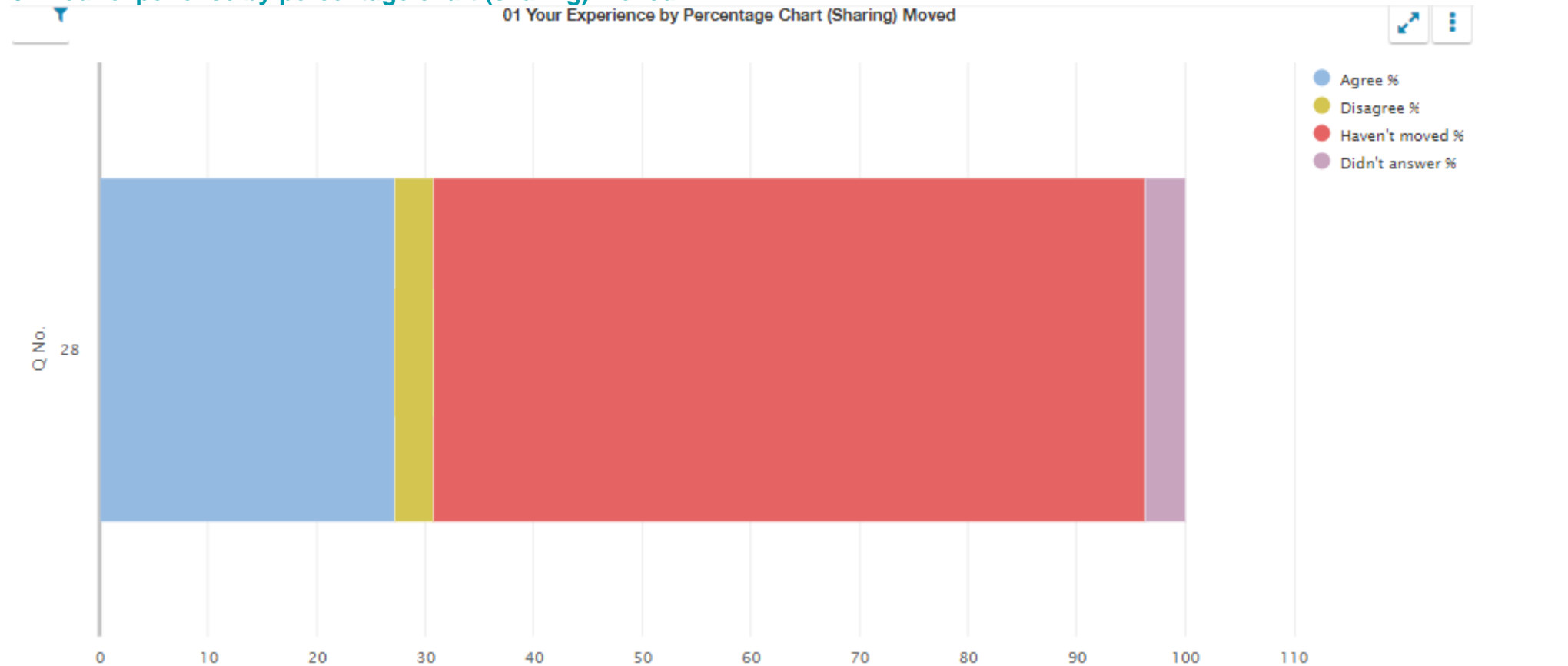
01 Your experience by percentage chart (sharing) bullying



01 Your experience by percentage (sharing) moved

| Q No. | Question | Response Count | Agree % | Disagree % | Haven't moved % | Didn't answer % |
|-------|---|----------------|---------|------------|-----------------|-----------------|
| 28 | I was well supported if I moved to a new school within the last year. | 383 | 27.15 | 3.66 | 65.54 | 3.66 |

01 Your experience by percentage chart (sharing) moved

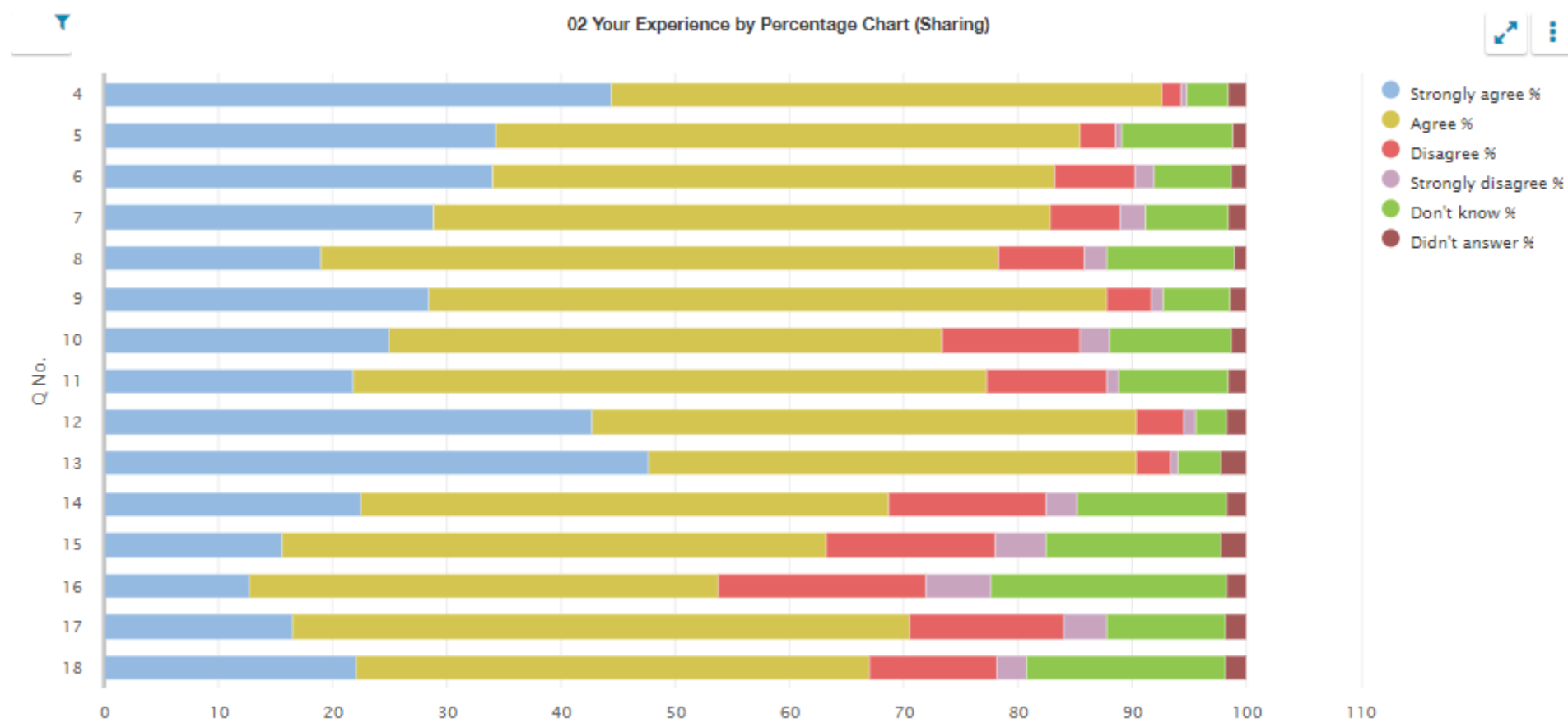


Questionnaire for young people in secondary stages (02)

02 Your experience by percentage (sharing)

| Q No. | Question | Response Count | Strongly agree % | Agree % | Disagree % | Strongly disagree % | Don't know % | Didn't answer % |
|-------|---|----------------|------------------|---------|------------|---------------------|--------------|-----------------|
| 4 | I feel safe when I am at school. | 707 | 44.41 | 48.23 | 1.7 | 0.42 | 3.68 | 1.56 |
| 5 | My school helps me to feel safe. | 707 | 34.23 | 51.2 | 3.11 | 0.57 | 9.76 | 1.13 |
| 6 | I have someone in my school I can speak to if I am upset or worried about something. | 707 | 34.09 | 49.22 | 6.93 | 1.7 | 6.79 | 1.27 |
| 7 | Staff treat me fairly and with respect. | 707 | 28.85 | 54.03 | 6.08 | 2.26 | 7.21 | 1.56 |
| 8 | Other young people treat me fairly and with respect. | 707 | 18.95 | 59.41 | 7.5 | 1.98 | 11.17 | 0.99 |
| 9 | My school helps me to understand and respect other people. | 707 | 28.43 | 59.41 | 3.82 | 1.13 | 5.8 | 1.41 |
| 10 | My school is helping me to become confident. | 707 | 24.89 | 48.51 | 12.02 | 2.69 | 10.61 | 1.27 |
| 11 | My school teaches me how to lead a healthy lifestyle. | 707 | 21.78 | 55.45 | 10.61 | 0.99 | 9.62 | 1.56 |
| 12 | There are lots of chances at my school for me to get regular exercise. | 707 | 42.72 | 47.67 | 4.1 | 1.13 | 2.69 | 1.7 |
| 13 | My school offers me the opportunity to take part in activities in school beyond the classroom and timetabled day. | 707 | 47.67 | 42.72 | 2.97 | 0.71 | 3.68 | 2.26 |
| 14 | I have the opportunity to discuss my achievements outwith school with an adult in school who knows me well. | 707 | 22.49 | 46.25 | 13.72 | 2.69 | 13.15 | 1.7 |
| 15 | My school listens to my views. | 707 | 15.56 | 47.67 | 14.85 | 4.38 | 15.28 | 2.26 |
| 16 | My school takes my views into account. | 707 | 12.73 | 41.02 | 18.25 | 5.66 | 20.65 | 1.7 |
| 17 | My homework helps me to understand and improve my work in school. | 707 | 16.55 | 54.03 | 13.44 | 3.82 | 10.33 | 1.84 |
| 18 | I was given good advice to make choices about taking the subjects that are right for me. | 707 | 22.07 | 44.98 | 11.17 | 2.55 | 17.4 | 1.84 |

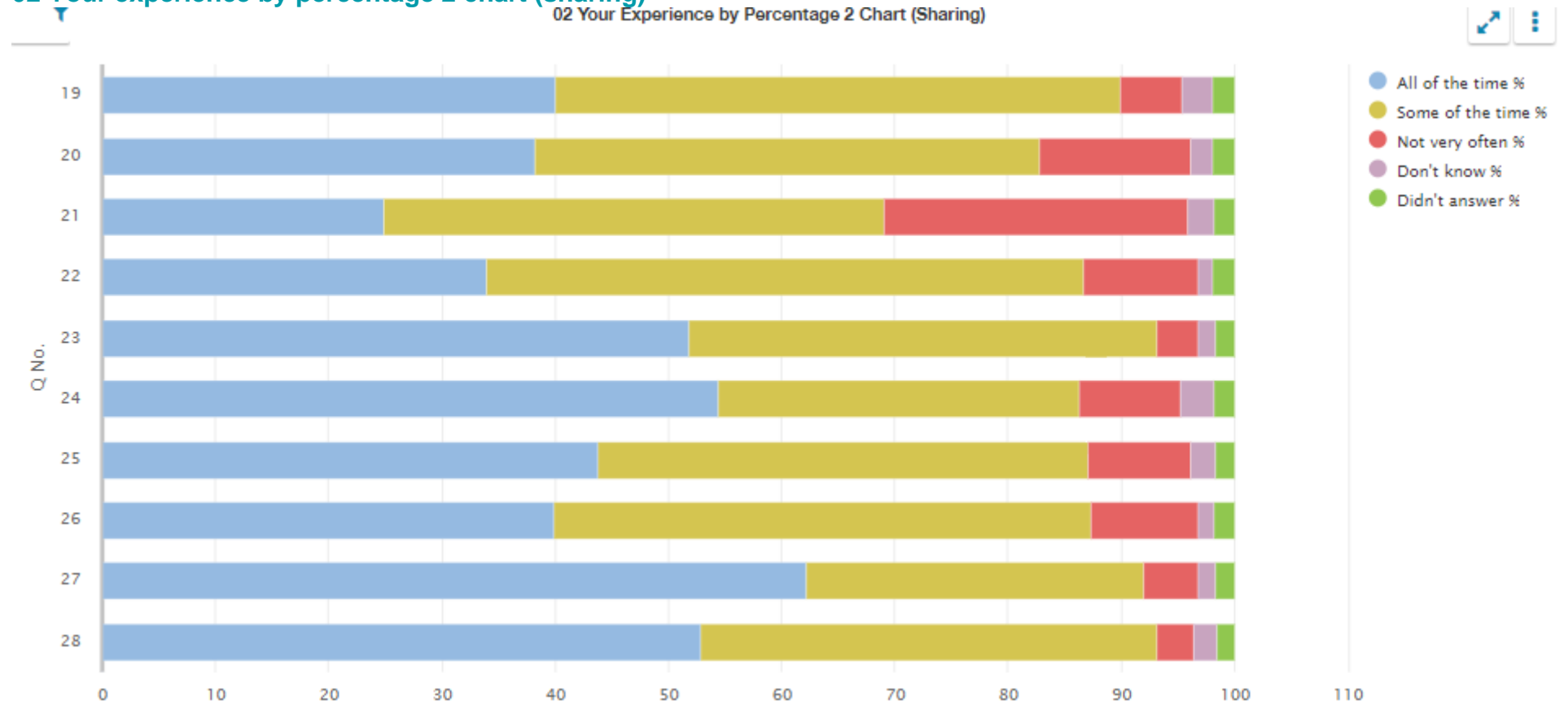
02 Your experience by percentage chart (sharing)



02 Your experience by percentage 2 (sharing)

| Q No. | Question | Response Count | All of the time % | Some of the time % | Not very often % | Don't know % | Didn't answer % |
|-------|---|----------------|-------------------|--------------------|------------------|--------------|-----------------|
| 19 | Staff help young people to be responsible for their own behaviour. | 707 | 40.03 | 49.93 | 5.37 | 2.69 | 1.98 |
| 20 | I feel comfortable approaching staff with questions or suggestions. | 707 | 38.19 | 44.55 | 13.44 | 1.84 | 1.98 |
| 21 | I am given the opportunity to influence what and how I learn. | 707 | 24.89 | 44.13 | 26.87 | 2.26 | 1.84 |
| 22 | I enjoy learning at school. | 707 | 33.95 | 52.76 | 10.04 | 1.27 | 1.98 |
| 23 | I feel that my work in school is hard enough. | 707 | 51.77 | 41.44 | 3.54 | 1.56 | 1.7 |
| 24 | I know who to ask to get help if I find my work too hard. | 707 | 54.46 | 31.82 | 8.91 | 2.97 | 1.84 |
| 25 | Staff help me to understand how I am progressing in my school work. | 707 | 43.85 | 43.28 | 9.05 | 2.12 | 1.7 |
| 26 | The feedback I receive on my work helps me to improve my learning. | 707 | 39.89 | 47.38 | 9.48 | 1.41 | 1.84 |
| 27 | I am encouraged by staff to do the best I can. | 707 | 62.23 | 29.7 | 4.81 | 1.56 | 1.7 |
| 28 | I am happy with the quality of teaching in my school. | 707 | 52.9 | 40.31 | 3.25 | 1.98 | 1.56 |

02 Your experience by percentage 2 chart (sharing)



02 Your experience by percentage (sharing) bullying

| Q No. | Question | Response Count | Strongly agree % | Agree % | Disagree % | Strongly disagree % | Never experienced % | Didn't answer % |
|-------|---|----------------|------------------|---------|------------|---------------------|---------------------|-----------------|
| 29 | My school deals well with any bullying. | 707 | 21.64 | 34.51 | 11.46 | 3.39 | 27.02 | 1.98 |

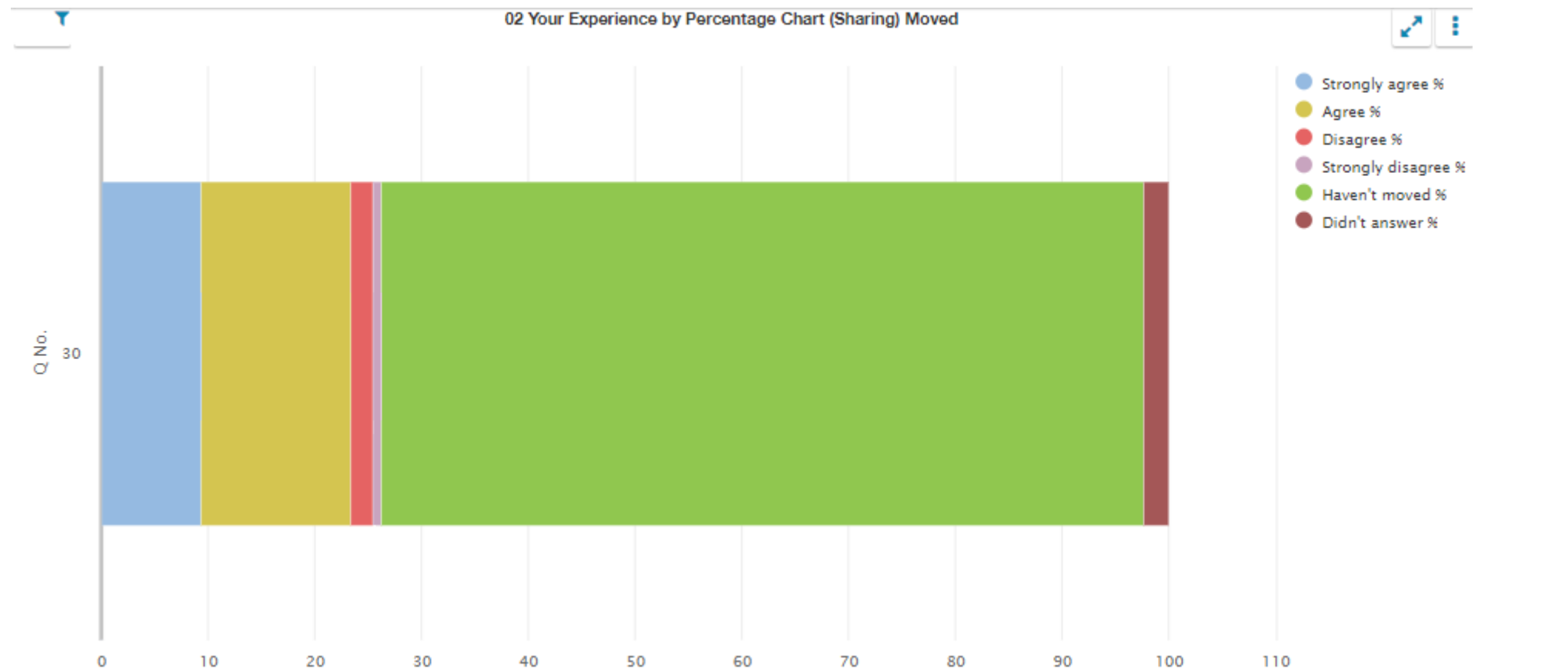
02 Your experience by percentage chart (sharing) bullying



02 Your experience by percentage (sharing) moved

| Q No. | Question | Response Count | Strongly agree % | Agree % | Disagree % | Strongly disagree % | Haven't moved % | Didn't answer % |
|-------|---|----------------|------------------|---------|------------|---------------------|-----------------|-----------------|
| 30 | I was well supported if I moved to a new school within the last year. | 707 | 9.34 | 14 | 2.12 | 0.71 | 71.43 | 2.4 |

02 Your experience by percentage chart (sharing) moved



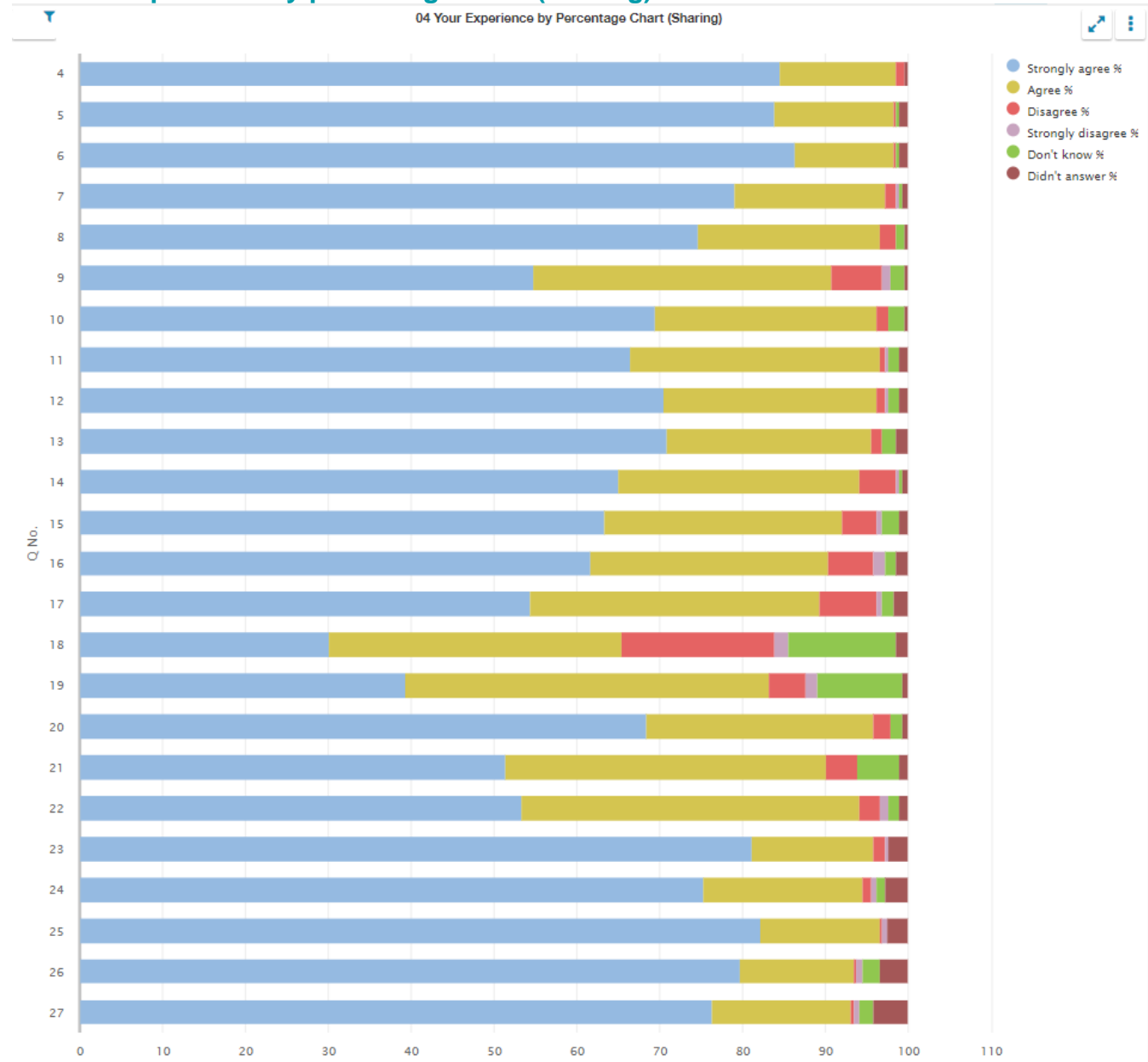
Questionnaire for parents/carers of children in primary stages (04)

04 Your experience by percentage (sharing)

| Q No. | Question | Response Count | Strongly agree % | Agree % | Disagree % | Strongly disagree % | Don't know % | Didn't answer % |
|-------|--|----------------|------------------|---------|------------|---------------------|--------------|-----------------|
| 4 | My child likes being at this school. | 292 | 84.59 | 14.04 | 1.03 | 0.00 | 0.00 | 0.34 |
| 5 | Staff treat my child fairly and with respect. | 292 | 83.9 | 14.38 | 0.34 | 0.00 | 0.34 | 1.03 |
| 6 | I feel that my child is safe at the school. | 292 | 86.64 | 11.99 | 0.34 | 0.00 | 0.00 | 1.03 |
| 7 | The school helps my child to feel confident. | 292 | 79.11 | 18.15 | 1.37 | 0.34 | 0.34 | 0.68 |
| 8 | I feel staff really know my child as an individual. | 292 | 74.66 | 21.92 | 2.05 | 0.00 | 1.03 | 0.34 |
| 9 | My child finds their learning activities hard enough. | 292 | 54.79 | 35.96 | 6.16 | 1.03 | 1.71 | 0.34 |
| 10 | My child receives the help he/she needs to do well. | 292 | 69.52 | 26.71 | 1.37 | 0.00 | 2.05 | 0.34 |
| 11 | My child is encouraged by the school to be healthy and take regular exercise. | 292 | 66.44 | 30.14 | 0.68 | 0.34 | 1.37 | 1.03 |
| 12 | The school supports my child's emotional wellbeing. | 292 | 70.55 | 25.68 | 1.03 | 0.34 | 1.37 | 1.03 |
| 13 | My child is making good progress at the school. | 292 | 70.89 | 24.66 | 1.37 | 0.00 | 1.71 | 1.37 |
| 14 | I receive helpful, regular feedback about how my child is learning and developing e.g. informal feedback, reports and learning profiles. | 292 | 65.07 | 29.11 | 4.45 | 0.34 | 0.34 | 0.68 |
| 15 | The information I receive about how my child is doing reaches me at the right time. | 292 | 63.36 | 28.77 | 4.11 | 0.68 | 2.05 | 1.03 |
| 16 | I understand how my child's progress is assessed. | 292 | 61.64 | 28.77 | 5.48 | 1.37 | 1.37 | 1.37 |
| 17 | The school gives me advice on how to support my child's learning at home. | 292 | 54.45 | 34.93 | 6.85 | 0.68 | 1.37 | 1.71 |
| 18 | The school organises activities where my child and I can learn together. | 292 | 30.14 | 35.27 | 18.49 | 1.71 | 13.01 | 1.37 |
| 19 | The school takes my views into account when making changes. | 292 | 39.38 | 43.84 | 4.45 | 1.37 | 10.27 | 0.68 |
| 20 | I feel comfortable approaching the school with questions, suggestions and/or a problem. | 292 | 68.49 | 27.4 | 2.05 | 0.00 | 1.37 | 0.68 |
| 21 | I feel encouraged to be involved in the work of the Parent Council and/or parent association. | 292 | 51.37 | 38.7 | 3.77 | 0.00 | 5.14 | 1.03 |
| 22 | I am kept informed about the work of the Parent Council and/or parent association. | 292 | 53.42 | 40.75 | 2.4 | 1.03 | 1.37 | 1.03 |

| Q No. | Question (cont.) | Response Count | Strongly agree % | Agree % | Disagree % | Strongly disagree % | Don't know % | Didn't answer % |
|--------------|--|-----------------------|-------------------------|----------------|-------------------|----------------------------|---------------------|------------------------|
| 23 | I am satisfied with the quality of teaching in the school. | 292 | 81.16 | 14.73 | 1.37 | 0.34 | 0.00 | 2.4 |
| 24 | The school is well led and managed. | 292 | 75.34 | 19.18 | 1.03 | 0.68 | 1.03 | 2.74 |
| 25 | The school encourages children to treat others with respect. | 292 | 82.19 | 14.38 | 0.34 | 0.68 | 0.00 | 2.4 |
| 26 | I would recommend the school to other parents. | 292 | 79.79 | 13.7 | 0.34 | 0.68 | 2.05 | 3.42 |
| 27 | Overall, I am satisfied with the school. | 292 | 76.37 | 16.78 | 0.34 | 0.68 | 1.71 | 4.11 |

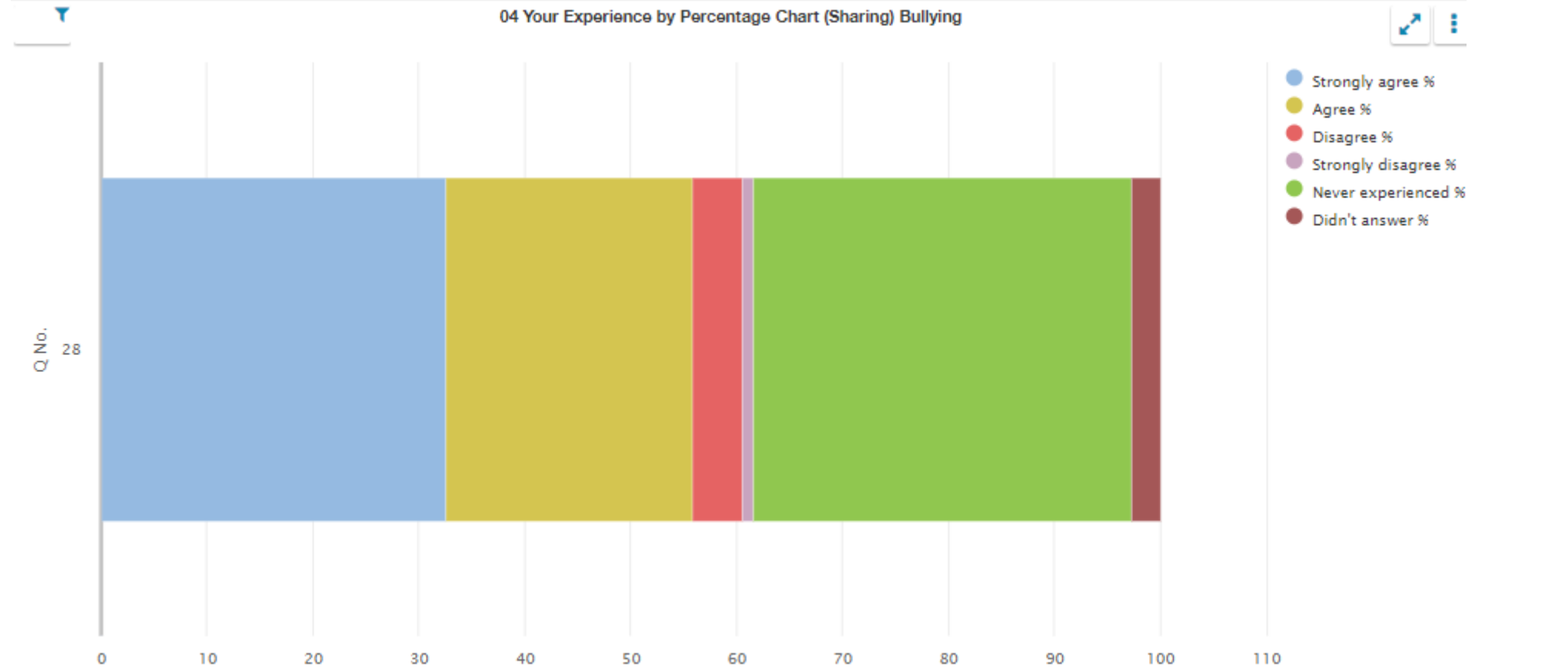
04 Your experience by percentage chart (sharing)



04 Your experience by percentage (sharing) bullying

| Q No. | Question | Response Count | Strongly agree % | Agree % | Disagree % | Strongly disagree % | Never experienced % | Didn't answer % |
|-------|--|----------------|------------------|---------|------------|---------------------|---------------------|-----------------|
| 28 | The school deals well with any bullying. | 292 | 32.53 | 23.29 | 4.79 | 1.03 | 35.62 | 2.74 |

04 Your experience by percentage chart (sharing) bullying



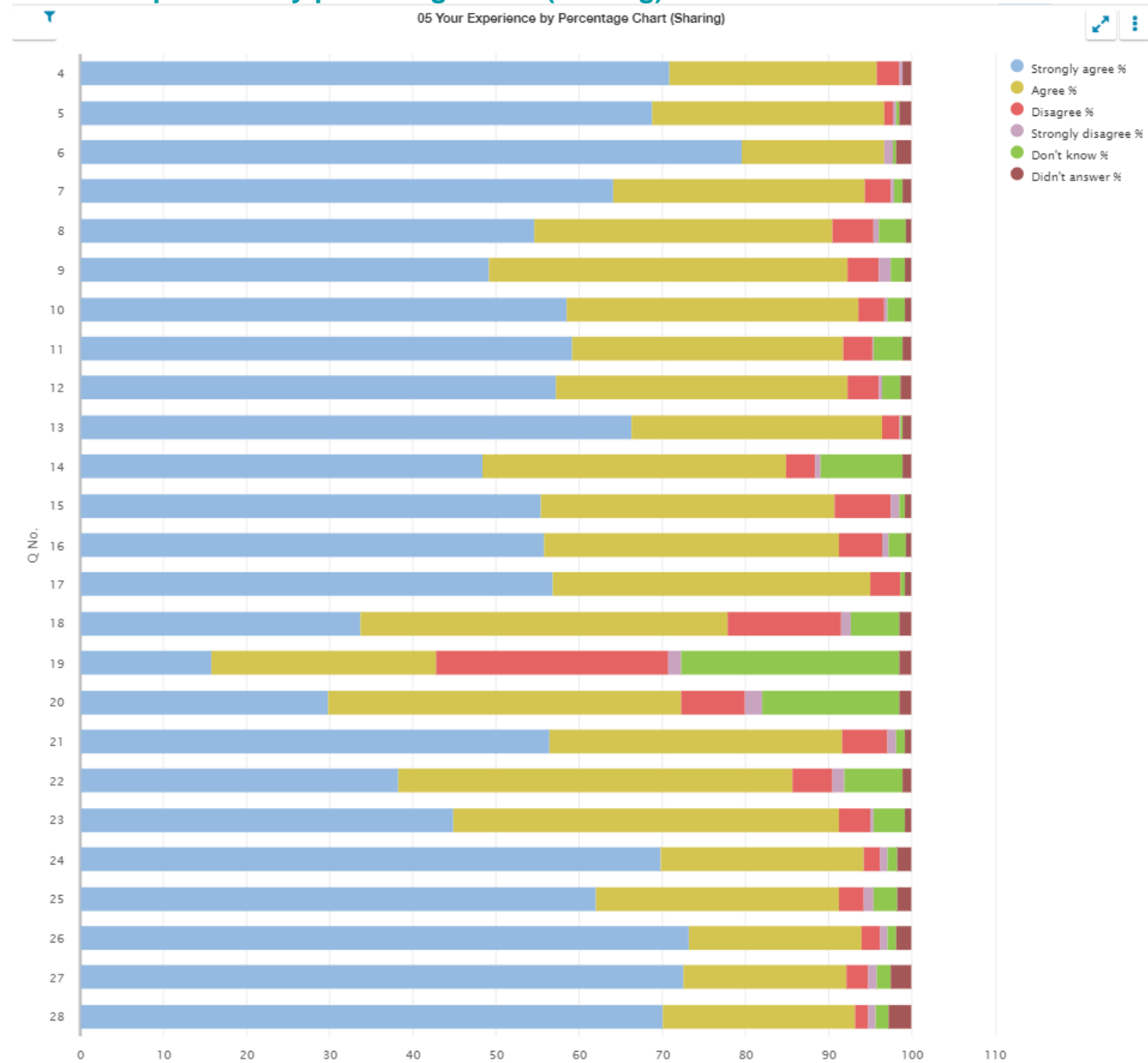
Questionnaire for parents/carers of children in secondary stages (05)

05 Your experience by percentage (sharing)

| Q No. | Question | Response Count | Strongly agree % | Agree % | Disagree % | Strongly disagree % | Don't know % | Didn't answer % |
|-------|--|----------------|------------------|---------|------------|---------------------|--------------|-----------------|
| 4 | My child likes being at this school. | 485 | 70.93 | 24.95 | 2.68 | 0.41 | 0.00 | 1.03 |
| 5 | Staff treat my child fairly and with respect. | 485 | 68.87 | 27.84 | 1.03 | 0.41 | 0.41 | 1.44 |
| 6 | I feel that my child is safe at the school. | 485 | 79.59 | 17.11 | 0.00 | 1.03 | 0.41 | 1.86 |
| 7 | The school helps my child to feel confident. | 485 | 64.12 | 30.31 | 3.09 | 0.41 | 1.03 | 1.03 |
| 8 | I feel staff really know my child as an individual. | 485 | 54.64 | 35.88 | 4.95 | 0.62 | 3.3 | 0.62 |
| 9 | My child finds their learning activities hard enough. | 485 | 49.28 | 43.09 | 3.71 | 1.44 | 1.65 | 0.82 |
| 10 | My child receives the help he/she needs to do well. | 485 | 58.56 | 35.05 | 3.09 | 0.41 | 2.06 | 0.82 |
| 11 | My child is encouraged by the school to be healthy and take regular exercise. | 485 | 59.18 | 32.58 | 3.51 | 0.21 | 3.51 | 1.03 |
| 12 | The school supports my child's emotional wellbeing. | 485 | 57.32 | 35.05 | 3.71 | 0.41 | 2.27 | 1.24 |
| 13 | My child is making good progress at the school. | 485 | 66.39 | 30.1 | 2.06 | 0.21 | 0.21 | 1.03 |
| 14 | My child was well supported to make choices about taking the subjects that are right for them. | 485 | 48.45 | 36.49 | 3.51 | 0.62 | 9.9 | 1.03 |
| 15 | I receive helpful, regular feedback about how my child is learning and developing e.g. informal feedback, reports and learning profiles. | 485 | 55.46 | 35.26 | 6.8 | 1.03 | 0.62 | 0.82 |
| 16 | The information I receive about how my child is doing reaches me at the right time. | 485 | 55.88 | 35.46 | 5.15 | 0.82 | 2.06 | 0.62 |
| 17 | I understand how my child's progress is assessed. | 485 | 56.91 | 38.14 | 3.71 | 0.00 | 0.41 | 0.82 |
| 18 | The school gives me advice on how to support my child's learning at home. | 485 | 33.81 | 44.12 | 13.61 | 1.24 | 5.77 | 1.44 |
| 19 | The school organises activities where my child and I can learn together. | 485 | 15.88 | 27.01 | 27.84 | 1.65 | 26.19 | 1.44 |
| 20 | The school takes my views into account when making changes. | 485 | 29.9 | 42.47 | 7.63 | 2.06 | 16.49 | 1.44 |
| 21 | I feel comfortable approaching the school with questions, suggestions and/or a problem. | 485 | 56.49 | 35.26 | 5.36 | 1.03 | 1.03 | 0.82 |

| Q No. | Question (cont.) | Response Count | Strongly agree % | Agree % | Disagree % | Strongly disagree % | Don't know % | Didn't answer % |
|-------|---|----------------|------------------|---------|------------|---------------------|--------------|-----------------|
| 22 | I feel encouraged to be involved in the work of the Parent Council and/or parent association. | 485 | 38.35 | 47.42 | 4.74 | 1.44 | 7.01 | 1.03 |
| 23 | I am kept informed about the work of the Parent Council and/or parent association. | 485 | 44.95 | 46.39 | 3.71 | 0.41 | 3.71 | 0.82 |
| 24 | I am satisfied with the quality of teaching in the school. | 485 | 69.9 | 24.33 | 2.06 | 0.82 | 1.24 | 1.65 |
| 25 | The school is well led and managed. | 485 | 62.06 | 29.28 | 2.89 | 1.24 | 2.89 | 1.65 |
| 26 | The school encourages young people to treat others with respect. | 485 | 73.2 | 20.82 | 2.27 | 0.82 | 1.03 | 1.86 |
| 27 | I would recommend the school to other parents. | 485 | 72.58 | 19.59 | 2.68 | 1.03 | 1.65 | 2.47 |
| 28 | Overall, I am satisfied with the school. | 485 | 70.1 | 23.09 | 1.65 | 0.82 | 1.65 | 2.68 |

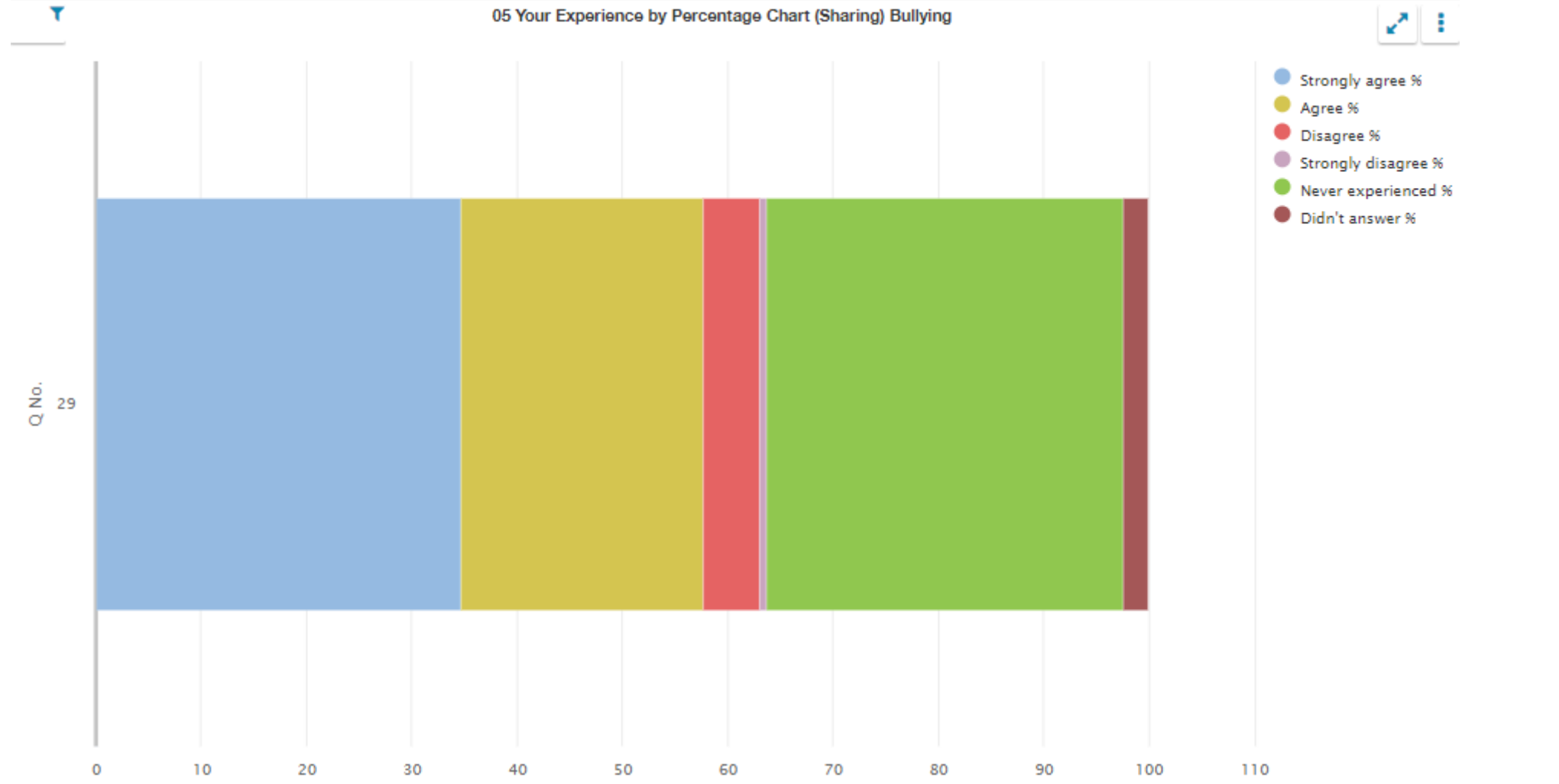
05 Your experience by percentage chart (sharing)



05 Your experience by percentage (sharing) bullying

| Q No. | Question | Response Count | Strongly agree % | Agree % | Disagree % | Strongly disagree % | Never experienced % | Didn't answer % |
|-------|---|----------------|------------------|---------|------------|---------------------|---------------------|-----------------|
| 29 | My child's school deals well with any bullying. | 485 | 34.64 | 23.09 | 5.36 | 0.62 | 33.81 | 2.47 |

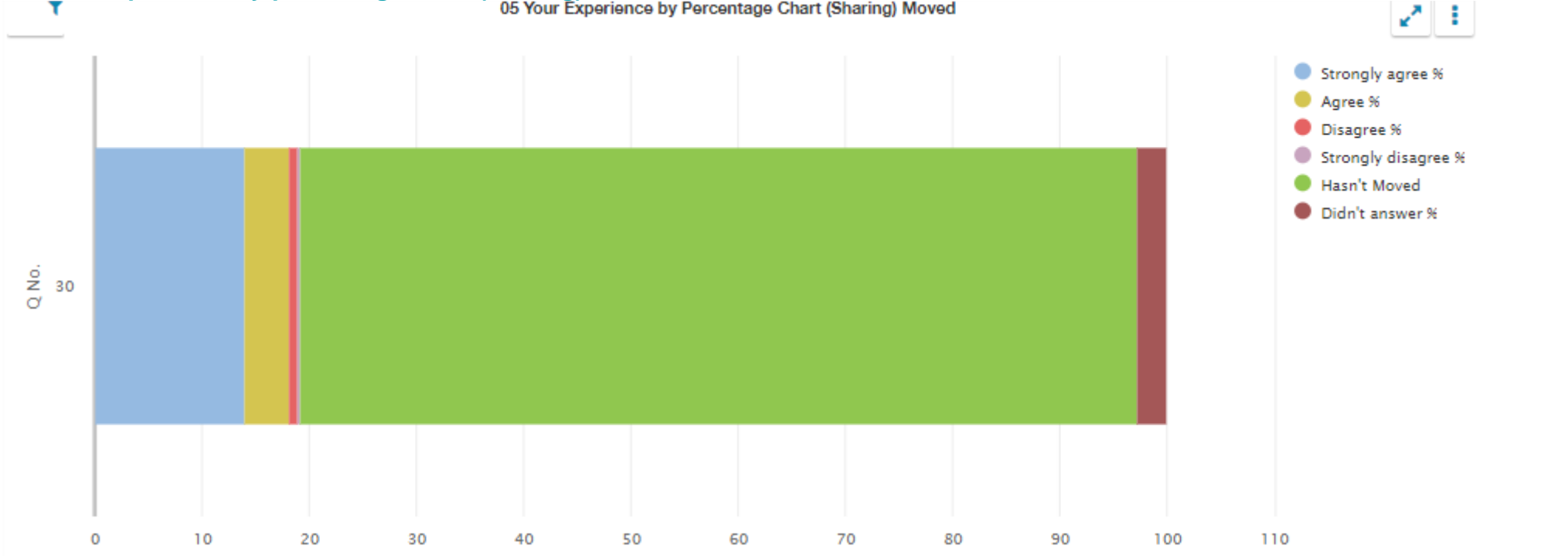
05 Your experience by percentage chart (sharing) bullying



05 Your experience by percentage (sharing) moved

| Q No. | Question | Response Count | Strongly agree % | Agree % | Disagree % | Strongly disagree % | Hasn't Moved | Didn't answer % |
|-------|---|----------------|------------------|---------|------------|---------------------|--------------|-----------------|
| 30 | My child was well supported if they moved to a new school within the last year. | 485 | 14.02 | 4.12 | 0.82 | 0.21 | 78.14 | 2.68 |

05 Your experience by percentage chart (sharing) moved



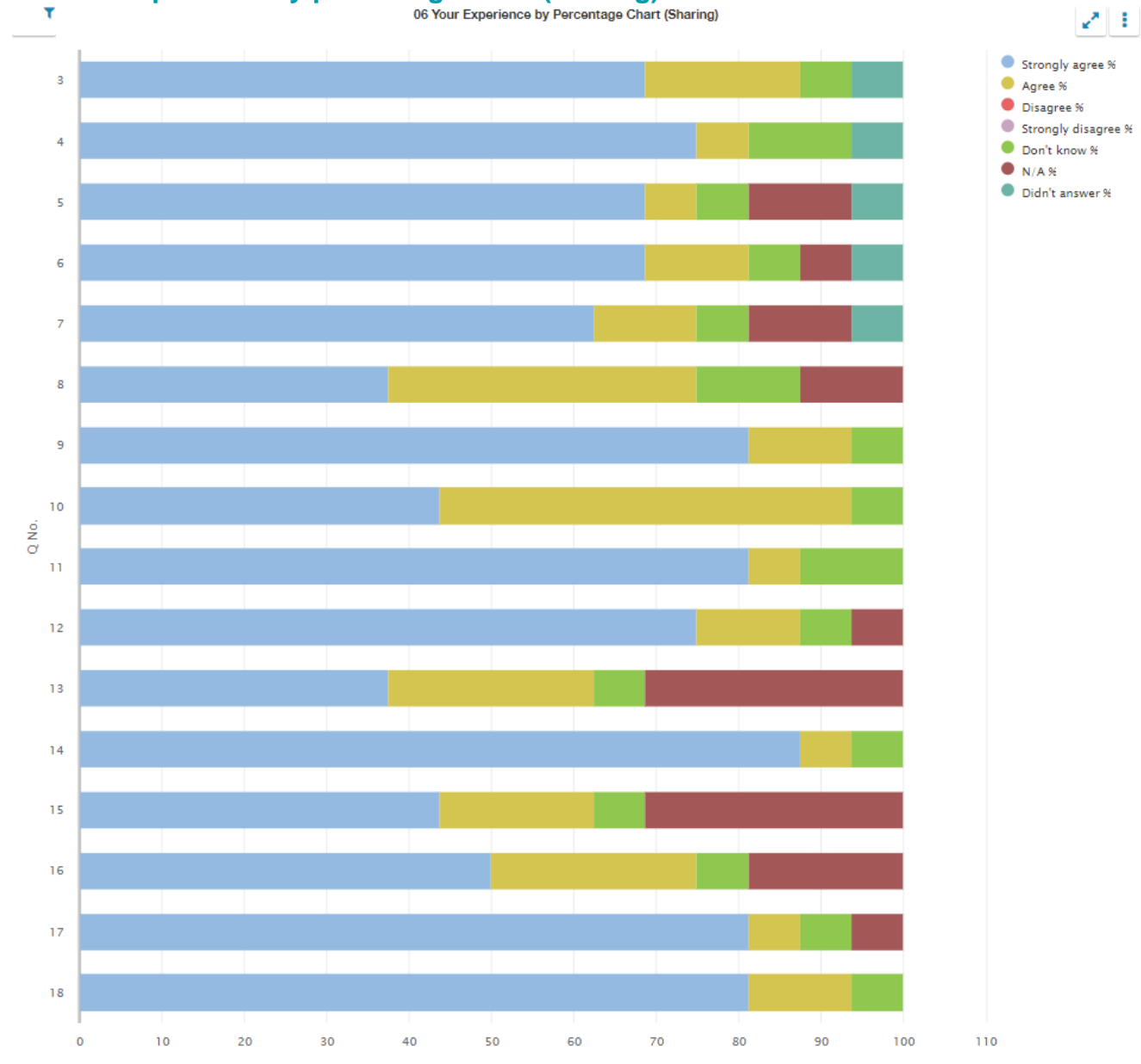
Questionnaire for partners with the school (06)

06 Your experience by percentage (sharing)

| Q No. | Question | Response Count | Strongly agree % | Agree % | Disagree % | Strongly disagree % | Don't know % | N/A % | Didn't answer % |
|-------|---|----------------|------------------|---------|------------|---------------------|--------------|-------|-----------------|
| 3 | My service/organisation works in partnership with the school on a regular basis. | 16 | 68.75 | 18.75 | 0.00 | 0.00 | 6.25 | 0.00 | 6.25 |
| 4 | We are aware of the school's procedures for reporting child protection and safeguarding concerns. | 16 | 81.25 | 6.25 | 0.00 | 0.00 | 6.25 | 0.00 | 6.25 |
| 5 | My service/organisation has a clear understanding of the school's strategies for raising attainment for all. | 16 | 68.75 | 6.25 | 0.00 | 0.00 | 6.25 | 12.5 | 6.25 |
| 6 | There are effective arrangements in place for jointly planning provision with the school. | 16 | 68.75 | 12.5 | 0.00 | 0.00 | 6.25 | 6.25 | 6.25 |
| 7 | There are effective arrangements for jointly delivering provision with the school. | 16 | 62.5 | 12.5 | 0.00 | 0.00 | 6.25 | 12.5 | 6.25 |
| 8 | My service/organisation is involved in the school's self-evaluation of our joint work. | 16 | 37.5 | 37.5 | 0.00 | 0.00 | 12.5 | 12.5 | 0.00 |
| 9 | Roles and responsibilities are clearly defined within the partnership. | 16 | 81.25 | 12.5 | 0.00 | 0.00 | 6.25 | 0.00 | 0.00 |
| 10 | Effective arrangements are in place to evaluate the impact of our partnership working. | 16 | 43.75 | 50 | 0.00 | 0.00 | 6.25 | 0.00 | 0.00 |
| 11 | My service/organisation is kept up to date with changes in the school which may affect the services we deliver. | 16 | 81.25 | 6.25 | 0.00 | 0.00 | 12.5 | 0.00 | 0.00 |
| 12 | The school provides my service/organisation with relevant information about the needs of children and young people. | 16 | 75 | 12.5 | 0.00 | 0.00 | 6.25 | 6.25 | 0.00 |
| 13 | Arrangements are in place to support my service/organisation to share relevant information about the progress of children and young people with the school. | 16 | 37.5 | 25 | 0.00 | 0.00 | 6.25 | 31.25 | 0.00 |
| 14 | The school values the contribution made by my service/organisation. | 16 | 87.5 | 6.25 | 0.00 | 0.00 | 6.25 | 0.00 | 0.00 |

| Q No. | Question (cont.) | Response Count | Strongly agree % | Agree % | Disagree % | Strongly disagree % | Don't know % | N/A % | Didn't answer % |
|-------|---|----------------|------------------|---------|------------|---------------------|--------------|-------|-----------------|
| 15 | The school actively promotes my service/organisation to potential users, as appropriate. | 16 | 43.75 | 18.75 | 0.00 | 0.00 | 6.25 | 31.25 | 0.00 |
| 16 | There are opportunities to network, share practice and participate in joint training and development with the school. | 16 | 50 | 25 | 0.00 | 0.00 | 6.25 | 18.75 | 0.00 |
| 17 | My service/organisation has a clear understanding of the social, cultural and economic context of the school. | 16 | 81.25 | 6.25 | 0.00 | 0.00 | 6.25 | 6.25 | 0.00 |
| 18 | Overall, partnership working with the school works well. | 16 | 81.25 | 12.5 | 0.00 | 0.00 | 6.25 | 0.00 | 0.00 |

06 Your experience by percentage chart (sharing)



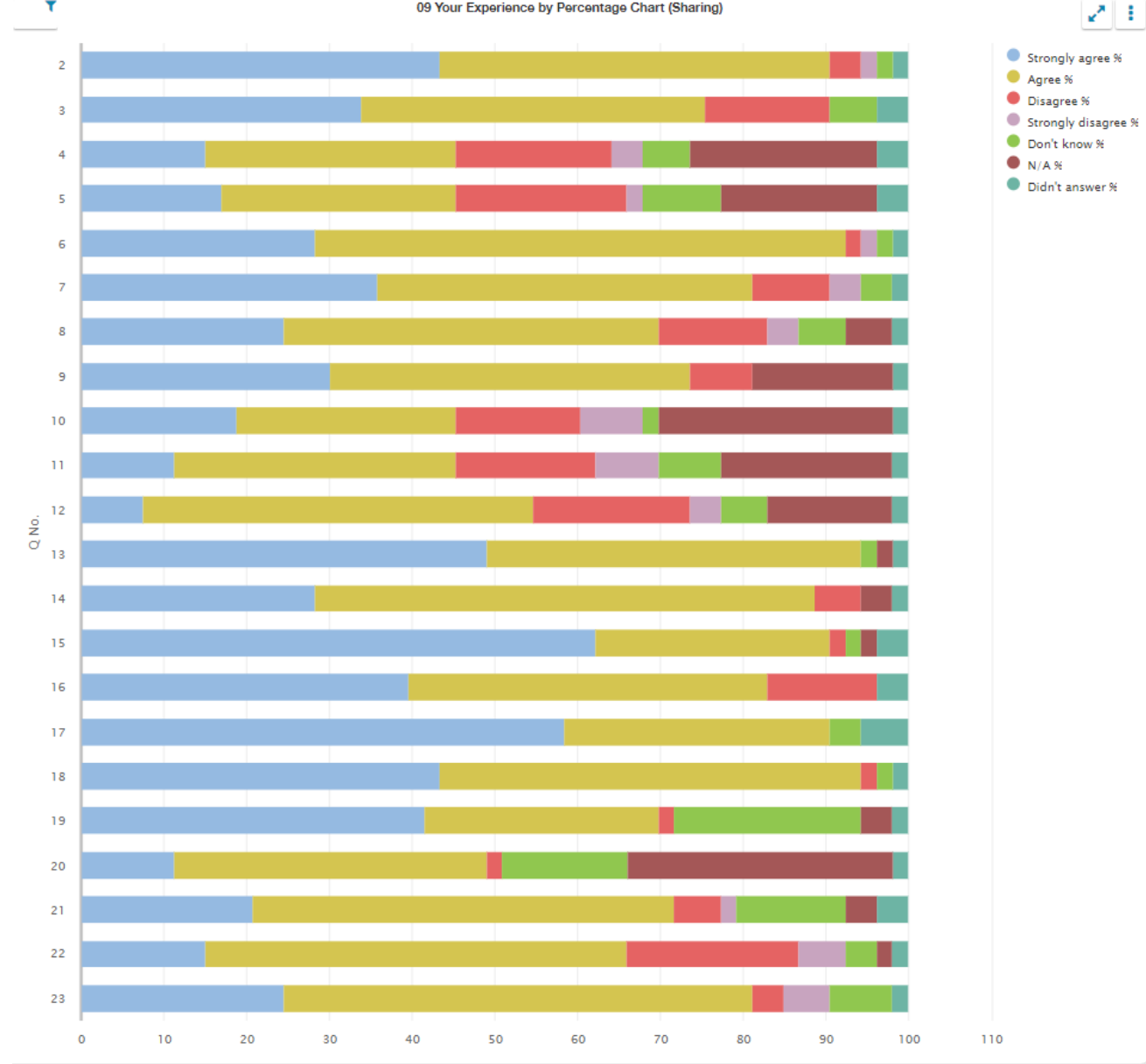
Questionnaire for school support staff (09)

09 Your experience by percentage (sharing)

| Q No. | Question | Response Count | Strongly agree % | Agree % | Disagree % | Strongly disagree % | Don't know % | N/A % | Didn't answer % |
|-------|--|----------------|------------------|---------|------------|---------------------|--------------|-------|-----------------|
| 2 | I find it rewarding to be a member of staff at this school. | 53 | 43.4 | 47.17 | 3.77 | 1.89 | 1.89 | 0.00 | 1.89 |
| 3 | I feel a valued part of the school's community. | 53 | 33.96 | 41.51 | 15.09 | 0.00 | 5.66 | 0.00 | 3.77 |
| 4 | I am encouraged to learn and share practice with colleagues from other schools. | 53 | 15.09 | 30.19 | 18.87 | 3.77 | 5.66 | 22.64 | 3.77 |
| 5 | I am given the opportunity to learn and share practice with colleagues from other schools. | 53 | 16.98 | 28.3 | 20.75 | 1.89 | 9.43 | 18.87 | 3.77 |
| 6 | I have a clear understanding of the social, cultural and economic context of the school. | 53 | 28.3 | 64.15 | 1.89 | 1.89 | 1.89 | 0.00 | 1.89 |
| 7 | I feel appropriately supported by the school to undertake my role. | 53 | 35.85 | 45.28 | 9.43 | 3.77 | 3.77 | 0.00 | 1.89 |
| 8 | I am supported to take part in development opportunities. | 53 | 24.53 | 45.28 | 13.21 | 3.77 | 5.66 | 5.66 | 1.89 |
| 9 | My professional learning enables me to reflect on and improve my practice. | 53 | 30.19 | 43.4 | 7.55 | 0.00 | 0.00 | 16.98 | 1.89 |
| 10 | I have regular opportunities to undertake leadership roles. | 53 | 18.87 | 26.42 | 15.09 | 7.55 | 1.89 | 28.3 | 1.89 |
| 11 | I have opportunities to be involved in agreeing priorities for the school. | 53 | 11.32 | 33.96 | 16.98 | 7.55 | 7.55 | 20.75 | 1.89 |
| 12 | I am actively involved in the school's ongoing self-evaluation. | 53 | 7.55 | 47.17 | 18.87 | 3.77 | 5.66 | 15.09 | 1.89 |
| 13 | I understand how to apply the school's procedures relating to child protection and safeguarding. | 53 | 50.94 | 45.28 | 0.00 | 0.00 | 0.00 | 1.89 | 1.89 |
| 14 | The school's vision and values underpins my work. | 53 | 28.3 | 60.38 | 5.66 | 0.00 | 0.00 | 3.77 | 1.89 |
| 15 | Staff treat all children and young people fairly and with respect. | 53 | 62.26 | 28.3 | 1.89 | 0.00 | 1.89 | 1.89 | 3.77 |
| 16 | Colleagues treat each other with respect. | 53 | 39.62 | 43.4 | 13.21 | 0.00 | 0.00 | 0.00 | 3.77 |
| 17 | Children and young people are encouraged and supported to treat others with respect. | 53 | 58.49 | 32.08 | 0.00 | 0.00 | 3.77 | 0.00 | 5.66 |
| 18 | Children and young people are well behaved. | 53 | 43.4 | 50.94 | 1.89 | 0.00 | 1.89 | 0.00 | 1.89 |

| Q No. | Question (cont.) | Response Count | Strongly agree % | Agree % | Disagree % | Strongly disagree % | Don't know % | N/A % | Didn't answer % |
|-------|---|----------------|------------------|---------|------------|---------------------|--------------|-------|-----------------|
| 19 | The school deals effectively with any bullying. | 53 | 41.51 | 28.3 | 1.89 | 0.00 | 22.64 | 3.77 | 1.89 |
| 20 | I am provided with feedback when I report an incident. | 53 | 11.32 | 37.74 | 1.89 | 0.00 | 15.09 | 32.08 | 1.89 |
| 21 | Collaborative working across the school is effective in taking forward improvement. | 53 | 20.75 | 50.94 | 5.66 | 1.89 | 13.21 | 3.77 | 3.77 |
| 22 | Staff at all levels within the school communicate effectively with each other. | 53 | 15.09 | 50.94 | 20.75 | 5.66 | 3.77 | 1.89 | 1.89 |
| 23 | The school is well led and managed. | 53 | 24.53 | 56.6 | 3.77 | 5.66 | 7.55 | 0.00 | 1.89 |

09 Your experience by percentage chart (sharing)



Questionnaire for school teachers (10)

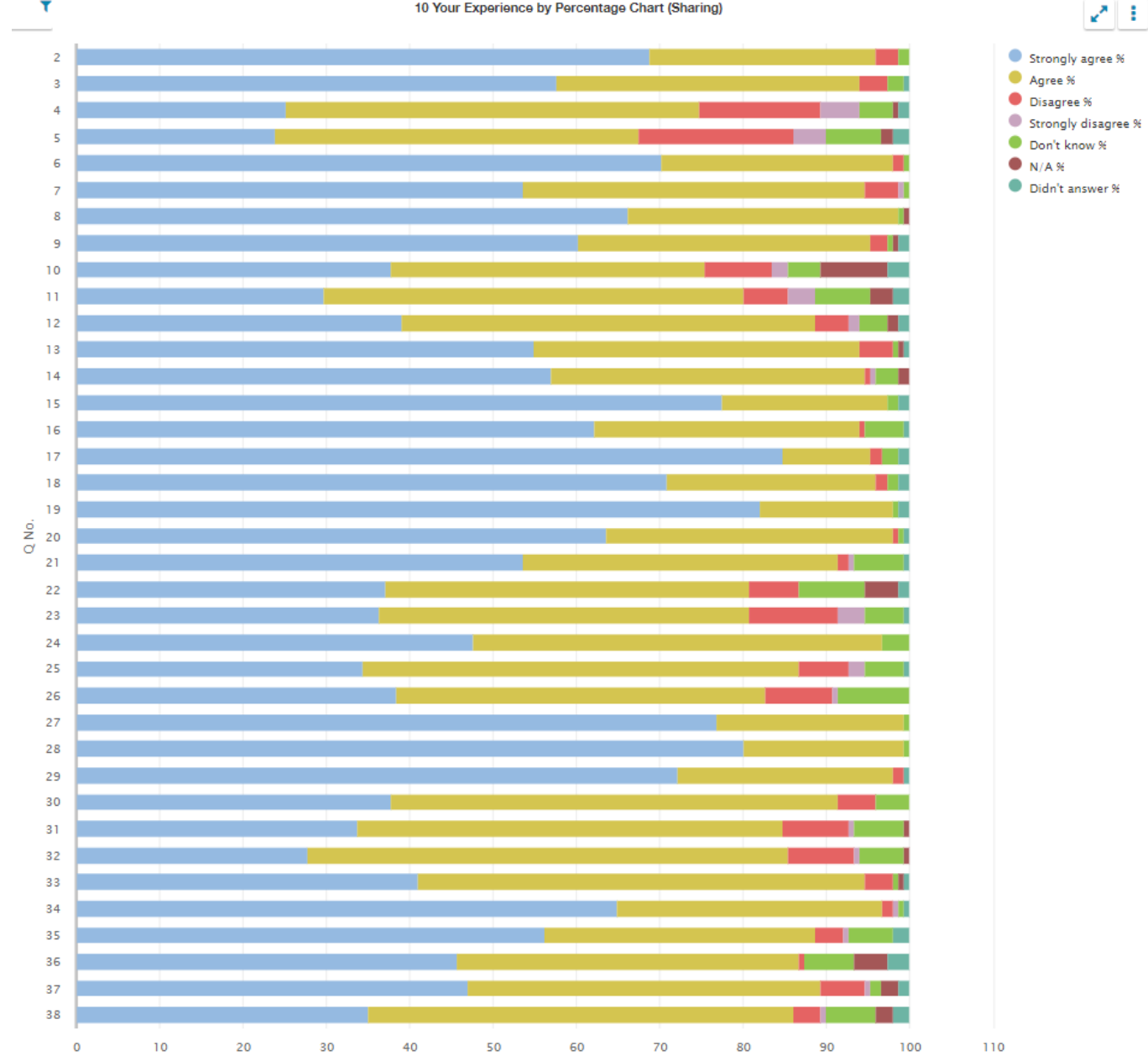
10 Your experience by percentage (sharing)

| Q No. | Question | Response Count | Strongly agree % | Agree % | Disagree % | Strongly disagree % | Don't know % | N/A % | Didn't answer % |
|-------|---|----------------|------------------|---------|------------|---------------------|--------------|-------|-----------------|
| 2 | I find it rewarding to be a member of staff at this school. | 151 | 68.87 | 27.15 | 2.65 | 0.00 | 1.32 | 0.00 | 0.00 |
| 3 | I feel a valued part of the school's community. | 151 | 57.62 | 36.42 | 3.31 | 0.00 | 1.99 | 0.00 | 0.66 |
| 4 | I am encouraged to learn and share practice with colleagues from other schools. | 151 | 25.17 | 49.67 | 14.57 | 4.64 | 3.97 | 0.66 | 1.32 |
| 5 | I am given the opportunity to learn and share practice with colleagues from other schools. | 151 | 23.84 | 43.71 | 18.54 | 3.97 | 6.62 | 1.32 | 1.99 |
| 6 | I have a clear understanding of the social, cultural and economic context of the school. | 151 | 70.2 | 27.81 | 1.32 | 0.00 | 0.66 | 0.00 | 0.00 |
| 7 | I feel appropriately supported by the school to undertake my role. | 151 | 53.64 | 41.06 | 3.97 | 0.66 | 0.66 | 0.00 | 0.00 |
| 8 | I am supported to engage in professional learning. | 151 | 66.23 | 32.45 | 0.00 | 0.00 | 0.66 | 0.66 | 0.00 |
| 9 | My professional learning enables me to reflect on and improve my practice. | 151 | 60.26 | 35.1 | 1.99 | 0.00 | 0.66 | 0.66 | 1.32 |
| 10 | I have regular opportunities to undertake leadership roles. | 151 | 37.75 | 37.75 | 7.95 | 1.99 | 3.97 | 7.95 | 2.65 |
| 11 | I have opportunities to be involved in agreeing priorities for the school. | 151 | 29.8 | 50.33 | 5.3 | 3.31 | 6.62 | 2.65 | 1.99 |
| 12 | I am actively involved in the school's ongoing self-evaluation. | 151 | 39.07 | 49.67 | 3.97 | 1.32 | 3.31 | 1.32 | 1.32 |
| 13 | GTCS standards are used to support professional dialogue. | 151 | 54.97 | 39.07 | 3.97 | 0.00 | 0.66 | 0.66 | 0.66 |
| 14 | I use information, including data, effectively to identify and reduce inequalities in children's and young people's outcomes. | 151 | 56.95 | 37.75 | 0.66 | 0.66 | 2.65 | 1.32 | 0.00 |
| 15 | I understand how to apply the school's procedures relating to child protection and safeguarding. | 151 | 78.15 | 19.87 | 0.00 | 0.00 | 0.66 | 0.00 | 1.32 |
| 16 | The school's vision and values underpins my work. | 151 | 62.25 | 31.79 | 0.66 | 0.00 | 4.64 | 0.00 | 0.66 |
| 17 | Staff treat all children and young people fairly and with respect. | 151 | 84.77 | 10.6 | 1.32 | 0.00 | 1.99 | 0.00 | 1.32 |

| Q No. | Question (cont.) | Response Count | Strongly agree % | Agree % | Disagree % | Strongly disagree % | Don't know % | N/A % | Didn't answer % |
|-------|---|----------------|------------------|---------|------------|---------------------|--------------|-------|-----------------|
| 18 | Colleagues treat each other with respect. | 151 | 70.86 | 25.17 | 1.32 | 0.00 | 1.32 | 0.00 | 1.32 |
| 19 | Children and young people are encouraged and supported to treat others with respect. | 151 | 82.12 | 15.89 | 0.00 | 0.00 | 0.66 | 0.00 | 1.32 |
| 20 | Children and young people are well behaved. | 151 | 63.58 | 34.44 | 0.66 | 0.00 | 0.66 | 0.00 | 0.66 |
| 21 | The school deals effectively with any bullying. | 151 | 53.64 | 37.75 | 1.32 | 0.66 | 5.96 | 0.00 | 0.66 |
| 22 | I am provided with feedback when I report an incident. | 151 | 37.09 | 43.71 | 5.96 | 0.00 | 7.95 | 3.97 | 1.32 |
| 23 | Staff at all levels within the school communicate effectively with each other. | 151 | 36.42 | 44.37 | 10.6 | 3.31 | 4.64 | 0.00 | 0.66 |
| 24 | The school's arrangements for engaging parents in their child's learning are effective. | 151 | 47.68 | 49.01 | 0.00 | 0.00 | 3.31 | 0.00 | 0.00 |
| 25 | The school is well led and managed. | 151 | 34.44 | 52.32 | 5.96 | 1.99 | 4.64 | 0.00 | 0.66 |
| 26 | Collaborative working across the school is effective in taking forward improvement. | 151 | 38.41 | 44.37 | 7.95 | 0.66 | 8.61 | 0.00 | 0.00 |
| 27 | Children and young people are engaged in their learning. | 151 | 76.82 | 22.52 | 0.00 | 0.00 | 0.66 | 0.00 | 0.00 |
| 28 | I give children and young people regular feedback which helps them to progress. | 151 | 80.13 | 19.21 | 0.00 | 0.00 | 0.66 | 0.00 | 0.00 |
| 29 | Children and young people are provided with experiences which meet their learning needs. | 151 | 72.19 | 25.83 | 1.32 | 0.00 | 0.00 | 0.00 | 0.66 |
| 30 | Children and young people are involved in talking about and planning their learning. | 151 | 37.75 | 53.64 | 4.64 | 0.00 | 3.97 | 0.00 | 0.00 |
| 31 | Children and young people are involved in setting their learning targets. | 151 | 33.77 | 50.99 | 7.95 | 0.66 | 5.96 | 0.66 | 0.00 |
| 32 | Children and young people have the opportunity to lead their learning. | 151 | 27.81 | 57.62 | 7.95 | 0.66 | 5.3 | 0.66 | 0.00 |
| 33 | I receive appropriate support for planning, preparation and assessment. | 151 | 41.06 | 53.64 | 3.31 | 0.00 | 0.66 | 0.66 | 0.66 |
| 34 | The school has effective strategies to support children and young people with their learning, including those requiring additional support. | 151 | 64.9 | 31.79 | 1.32 | 0.66 | 0.66 | 0.00 | 0.66 |
| 35 | Staff have a shared understanding of their 'responsibility of all' in literacy and numeracy and health and wellbeing. | 151 | 56.29 | 32.45 | 3.31 | 0.66 | 5.3 | 0.00 | 1.99 |

| Q No. | Question (cont.) | Response Count | Strongly agree % | Agree % | Disagree % | Strongly disagree % | Don't know % | N/A % | Didn't answer % |
|-------|--|----------------|------------------|---------|------------|---------------------|--------------|-------|-----------------|
| 36 | Moderation activities are helping me to make sound professional judgements. | 151 | 45.7 | 41.06 | 0.66 | 0.00 | 5.96 | 3.97 | 2.65 |
| 37 | I have regular opportunities to help shape the curriculum through discussions with colleagues, parents and partners. | 151 | 47.02 | 42.38 | 5.3 | 0.66 | 1.32 | 1.99 | 1.32 |
| 38 | I am aware of and involved in the school's strategies for raising attainment for all. | 151 | 35.1 | 50.99 | 3.31 | 0.66 | 5.96 | 1.99 | 1.99 |

10 Your experience by percentage chart (sharing)



Questionnaire for pupil support staff (11)

11 Your experience by percentage (sharing)

| Q No. | Question | Response Count | Strongly agree % | Agree % | Disagree % | Strongly disagree % | Don't know % | N/A % | Didn't answer % |
|-------|---|----------------|------------------|---------|------------|---------------------|--------------|-------|-----------------|
| 2 | I find it rewarding to be a member of staff at this school. | 11 | 54.55 | 27.27 | 0.00 | 0.00 | 18.18 | 0.00 | 0.00 |
| 3 | I feel a valued part of the school's community. | 11 | 45.45 | 36.36 | 9.09 | 0.00 | 9.09 | 0.00 | 0.00 |
| 4 | I am encouraged to learn and share practice with colleagues from other schools. | 11 | 36.36 | 27.27 | 18.18 | 0.00 | 9.09 | 9.09 | 0.00 |
| 5 | I am given the opportunity to learn and share practice with colleagues from other schools. | 11 | 27.27 | 27.27 | 27.27 | 0.00 | 9.09 | 9.09 | 0.00 |
| 6 | I have a clear understanding of the social, cultural and economic context of the school. | 11 | 54.55 | 27.27 | 9.09 | 0.00 | 9.09 | 0.00 | 0.00 |
| 7 | I feel appropriately supported by the school to undertake my role. | 11 | 36.36 | 45.45 | 9.09 | 0.00 | 9.09 | 0.00 | 0.00 |
| 8 | I am supported to engage in professional learning. | 11 | 45.45 | 36.36 | 9.09 | 0.00 | 9.09 | 0.00 | 0.00 |
| 9 | My professional learning enables me to reflect on and improve my practice. | 11 | 45.45 | 36.36 | 9.09 | 0.00 | 9.09 | 0.00 | 0.00 |
| 10 | I have regular opportunities to undertake leadership roles. | 11 | 18.18 | 45.45 | 9.09 | 0.00 | 9.09 | 18.18 | 0.00 |
| 11 | I have opportunities to be involved in agreeing priorities for the school. | 11 | 27.27 | 27.27 | 9.09 | 0.00 | 9.09 | 27.27 | 0.00 |
| 12 | I am actively involved in the school's ongoing self-evaluation. | 11 | 27.27 | 45.45 | 9.09 | 0.00 | 0.00 | 18.18 | 0.00 |
| 13 | I use information, including data, effectively to identify and reduce inequalities in children's and young people's outcomes. | 11 | 27.27 | 36.36 | 0.00 | 0.00 | 9.09 | 27.27 | 0.00 |
| 14 | I understand how to apply the school's procedures relating to child protection and safeguarding. | 11 | 36.36 | 54.55 | 0.00 | 0.00 | 9.09 | 0.00 | 0.00 |
| 15 | The school's vision and values underpins my work. | 11 | 36.36 | 45.45 | 0.00 | 0.00 | 18.18 | 0.00 | 0.00 |
| 16 | Staff treat all children and young people fairly and with respect. | 11 | 63.64 | 27.27 | 0.00 | 0.00 | 9.09 | 0.00 | 0.00 |
| 17 | Colleagues treat each other with respect. | 11 | 54.55 | 36.36 | 0.00 | 0.00 | 9.09 | 0.00 | 0.00 |

| Q No. | Question (cont.) | Response Count | Strongly agree % | Agree % | Disagree % | Strongly disagree % | Don't know % | N/A % | Didn't answer % |
|-------|---|----------------|------------------|---------|------------|---------------------|--------------|-------|-----------------|
| 18 | Children and young people are encouraged and supported to treat others with respect. | 11 | 63.64 | 27.27 | 0.00 | 0.00 | 9.09 | 0.00 | 0.00 |
| 19 | Children and young people are well behaved. | 11 | 54.55 | 36.36 | 0.00 | 0.00 | 9.09 | 0.00 | 0.00 |
| 20 | The school deals effectively with any bullying. | 11 | 45.45 | 36.36 | 0.00 | 0.00 | 18.18 | 0.00 | 0.00 |
| 21 | I am provided with feedback when I report an incident. | 11 | 36.36 | 36.36 | 9.09 | 0.00 | 0.00 | 18.18 | 0.00 |
| 22 | Staff at all levels within the school communicate effectively with each other. | 11 | 18.18 | 63.64 | 9.09 | 0.00 | 0.00 | 9.09 | 0.00 |
| 23 | The school's arrangements for engaging parents in their child's learning are effective. | 11 | 54.55 | 27.27 | 0.00 | 0.00 | 9.09 | 9.09 | 0.00 |
| 24 | The school is well led and managed. | 11 | 36.36 | 45.45 | 9.09 | 0.00 | 9.09 | 0.00 | 0.00 |
| 25 | Collaborative working across the school is effective in taking forward improvement. | 11 | 27.27 | 54.55 | 9.09 | 0.00 | 9.09 | 0.00 | 0.00 |
| 26 | Children and young people are engaged in their learning. | 11 | 36.36 | 45.45 | 0.00 | 0.00 | 9.09 | 0.00 | 9.09 |
| 27 | I give children and young people regular feedback which helps them to progress. | 11 | 45.45 | 36.36 | 0.00 | 0.00 | 9.09 | 9.09 | 0.00 |
| 28 | Children and young people are provided with experiences which meet their learning needs. | 11 | 54.55 | 18.18 | 0.00 | 0.00 | 18.18 | 0.00 | 9.09 |
| 29 | Children and young people are involved in talking about and planning their learning. | 11 | 36.36 | 27.27 | 9.09 | 0.00 | 18.18 | 9.09 | 0.00 |
| 30 | Children and young people are involved in setting their learning targets. | 11 | 27.27 | 45.45 | 9.09 | 0.00 | 9.09 | 9.09 | 0.00 |
| 31 | Children and young people have the opportunity to lead their learning. | 11 | 27.27 | 27.27 | 9.09 | 0.00 | 27.27 | 9.09 | 0.00 |
| 32 | I receive appropriate support for planning, preparation and assessment. | 11 | 27.27 | 18.18 | 9.09 | 0.00 | 0.00 | 45.45 | 0.00 |
| 33 | The school has effective strategies to support children and young people with their learning, including those requiring additional support. | 11 | 45.45 | 36.36 | 0.00 | 0.00 | 18.18 | 0.00 | 0.00 |
| 34 | Staff have a shared understanding of their 'responsibility of all' in literacy and numeracy and health and wellbeing. | 11 | 36.36 | 27.27 | 0.00 | 0.00 | 27.27 | 9.09 | 0.00 |
| 35 | I have regular opportunities to help shape the curriculum as part of the team. | 11 | 27.27 | 9.09 | 18.18 | 0.00 | 0.00 | 45.45 | 0.00 |

| Q No. | Question (cont.) | Response Count | Strongly agree % | Agree % | Disagree % | Strongly disagree % | Don't know % | N/A % | Didn't answer % |
|-------|---|----------------|------------------|---------|------------|---------------------|--------------|-------|-----------------|
| 36 | I am aware of the school's strategies for raising attainment for all. | 11 | 18.18 | 27.27 | 0.00 | 0.00 | 45.45 | 9.09 | 0.00 |

11 Your experience by percentage chart (sharing)

