

Reay Primary School

Pre-inspection questionnaire summary report


Inspection week: 10 March 2025

Questionnaire for children in primary stages (01)

01 Your experience by percentage (sharing)

| Q No. | Question | Response Count | Agree % | Disagree % | Don't know % | Didn't answer % |
|-------|---|----------------|---------|------------|--------------|-----------------|
| 4 | I feel safe when I am at school. | 21 | 95.24 | 0.00 | 4.76 | 0.00 |
| 5 | My school helps me to feel safe. | 21 | 90.48 | 0.00 | 9.52 | 0.00 |
| 6 | I have someone in my school I can speak to if I am upset or worried about something. | 21 | 95.24 | 0.00 | 4.76 | 0.00 |
| 7 | Staff treat me fairly and with respect. | 21 | 95.24 | 0.00 | 4.76 | 0.00 |
| 8 | Other children treat me fairly and with respect. | 21 | 90.48 | 4.76 | 4.76 | 0.00 |
| 9 | My school helps me to understand and respect other people. | 21 | 90.48 | 0.00 | 9.52 | 0.00 |
| 10 | My school is helping me to become confident. | 21 | 90.48 | 0.00 | 9.52 | 0.00 |
| 11 | My school teaches me how to lead a healthy lifestyle. | 21 | 85.71 | 0.00 | 14.29 | 0.00 |
| 12 | There are lots of chances at my school for me to get regular exercise. | 21 | 95.24 | 0.00 | 4.76 | 0.00 |
| 13 | My school offers me the opportunity to take part in activities in school beyond the classroom and timetabled day. | 21 | 90.48 | 0.00 | 9.52 | 0.00 |
| 14 | I have the opportunity to discuss my achievements outwith school with an adult in school who knows me well. | 21 | 95.24 | 0.00 | 4.76 | 0.00 |
| 15 | My school listens to my views. | 21 | 90.48 | 0.00 | 9.52 | 0.00 |
| 16 | My school takes my views into account. | 21 | 90.48 | 4.76 | 4.76 | 0.00 |
| 17 | I feel comfortable approaching staff with questions or suggestions. | 21 | 85.71 | 4.76 | 9.52 | 0.00 |
| 18 | Staff help me to understand how I am progressing in my school work. | 21 | 95.24 | 0.00 | 4.76 | 0.00 |
| 19 | My homework helps me to understand and improve my work in school. | 21 | 85.71 | 0.00 | 14.29 | 0.00 |

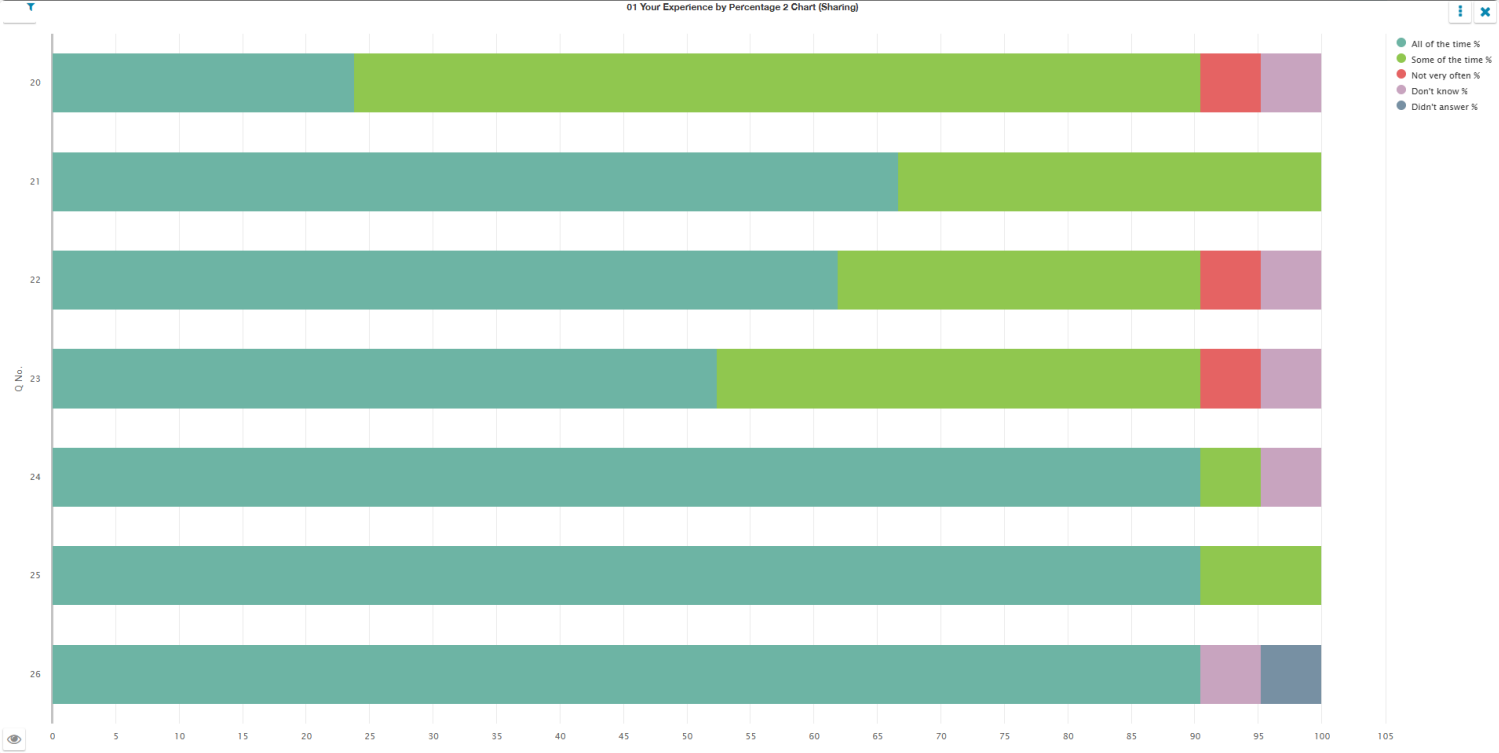
01 Your experience by percentage chart (sharing)



01 Your experience by percentage 2 (sharing)

| Q No. | Question | Response Count | All of the time % | Some of the time % | Not very often % | Don't know % | Didn't answer % |
|-------|---|----------------|-------------------|--------------------|------------------|--------------|-----------------|
| 20 | Other children behave well. | 21 | 23.81 | 66.67 | 4.76 | 4.76 | 0.00 |
| 21 | My teachers ask me about what things I want to learn in school. | 21 | 66.67 | 33.33 | 0.00 | 0.00 | 0.00 |
| 22 | I enjoy learning at school. | 21 | 61.90 | 28.57 | 4.76 | 4.76 | 0.00 |
| 23 | I feel that my work in school is hard enough. | 21 | 52.38 | 38.10 | 4.76 | 4.76 | 0.00 |
| 24 | I know who to ask to get help if I find my work too hard. | 21 | 90.48 | 4.76 | 0.00 | 4.76 | 0.00 |
| 25 | I am encouraged by staff to do the best I can. | 21 | 90.48 | 9.52 | 0.00 | 0.00 | 0.00 |
| 26 | I am happy with the quality of teaching in my school. | 21 | 90.48 | 0.00 | 0.00 | 4.76 | 4.76 |

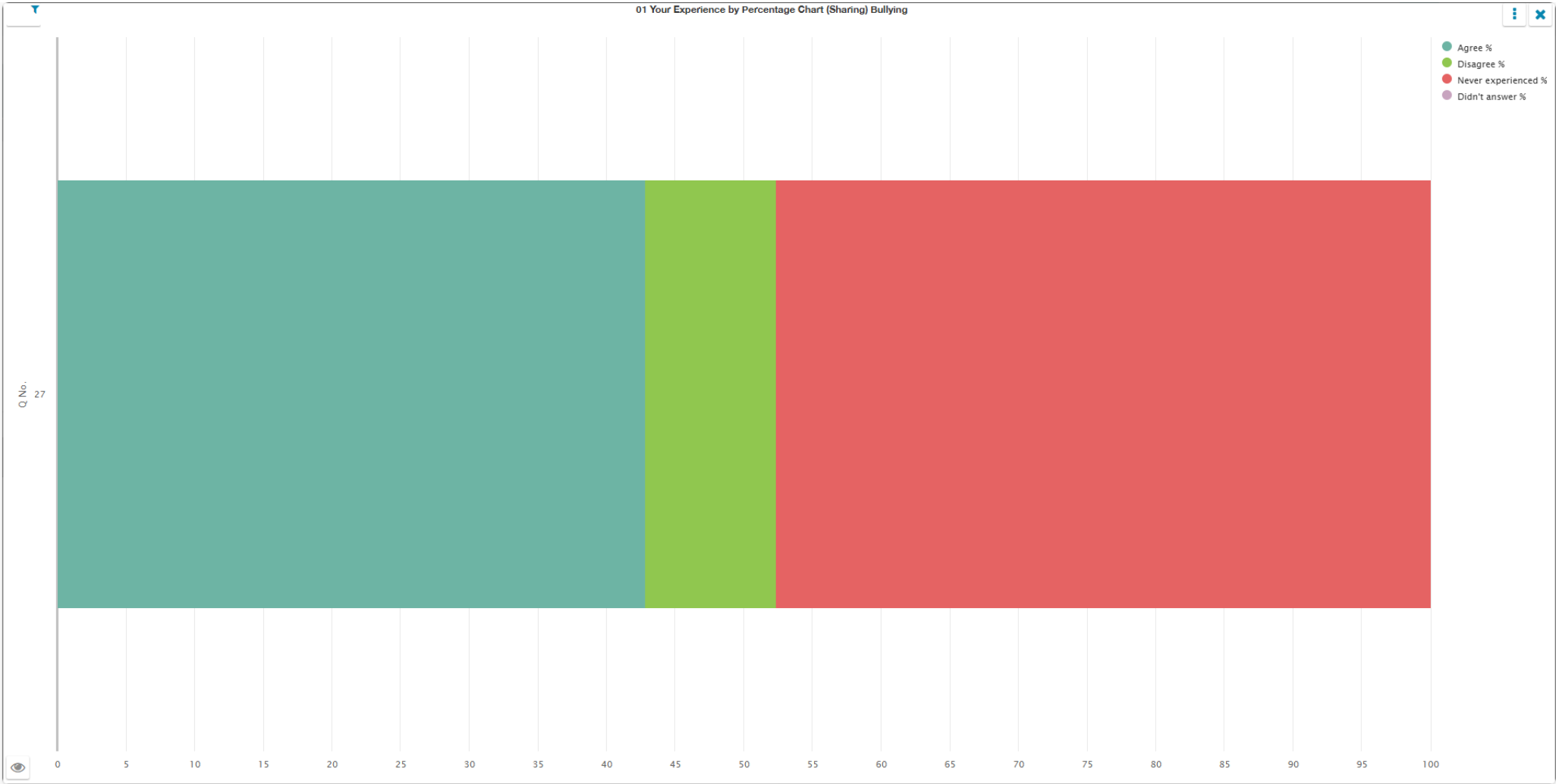
01 Your experience by percentage chart (sharing)



01 Your experience by percentage (sharing) bullying

| Q No. | Question | Response Count | Agree % | Disagree % | Never experienced % | Didn't answer % |
|-------|---|----------------|---------|------------|---------------------|-----------------|
| 27 | My school deals well with any bullying. | 21 | 42.86 | 9.52 | 47.62 | 0.00 |

01 Your experience by percentage chart (sharing) bullying



Questionnaire for parents/carers of children in primary stages (04)

04 Your experience by percentage (sharing)

| Q No. | Question | Response Count | Strongly agree % | Agree % | Disagree % | Strongly disagree % | Don't know % | Didn't answer % |
|-------|--|----------------|------------------|---------|------------|---------------------|--------------|-----------------|
| 4 | My child likes being at this school. | 12 | 58.33 | 25.00 | 0.00 | 0.00 | 8.33 | 8.33 |
| 5 | Staff treat my child fairly and with respect. | 12 | 75.00 | 8.33 | 0.00 | 0.00 | 8.33 | 8.33 |
| 6 | I feel that my child is safe at the school. | 12 | 75.00 | 8.33 | 0.00 | 0.00 | 8.33 | 8.33 |
| 7 | The school helps my child to feel confident. | 12 | 75.00 | 8.33 | 0.00 | 0.00 | 8.33 | 8.33 |
| 8 | I feel staff really know my child as an individual. | 12 | 66.67 | 16.67 | 0.00 | 0.00 | 8.33 | 8.33 |
| 9 | My child finds their learning activities hard enough. | 12 | 16.67 | 58.33 | 0.00 | 0.00 | 8.33 | 16.67 |
| 10 | My child receives the help he/she needs to do well. | 12 | 50.00 | 16.67 | 0.00 | 0.00 | 25.00 | 8.33 |
| 11 | My child is encouraged by the school to be healthy and take regular exercise. | 12 | 58.33 | 25.00 | 0.00 | 0.00 | 8.33 | 8.33 |
| 12 | The school supports my child's emotional wellbeing. | 12 | 41.67 | 41.67 | 0.00 | 0.00 | 8.33 | 8.33 |
| 13 | My child is making good progress at the school. | 12 | 50.00 | 25.00 | 0.00 | 0.00 | 16.67 | 8.33 |
| 14 | I receive helpful, regular feedback about how my child is learning and developing e.g. informal feedback, reports and learning profiles. | 12 | 33.33 | 33.33 | 16.67 | 0.00 | 8.33 | 8.33 |
| 15 | The information I receive about how my child is doing reaches me at the right time. | 12 | 41.67 | 25.00 | 0.00 | 0.00 | 25.00 | 8.33 |
| 16 | I understand how my child's progress is assessed. | 12 | 33.33 | 33.33 | 16.67 | 0.00 | 8.33 | 8.33 |
| 17 | The school gives me advice on how to support my child's learning at home. | 12 | 41.67 | 33.33 | 16.67 | 0.00 | 0.00 | 8.33 |
| 18 | The school organises activities where my child and I can learn together. | 12 | 16.67 | 33.33 | 33.33 | 0.00 | 8.33 | 8.33 |
| 19 | The school takes my views into account when making changes. | 12 | 41.67 | 25.00 | 0.00 | 0.00 | 25.00 | 8.33 |
| 20 | I feel comfortable approaching the school with questions, suggestions and/or a problem. | 12 | 41.67 | 41.67 | 0.00 | 0.00 | 8.33 | 8.33 |
| 21 | I feel encouraged to be involved in the work of the Parent Council and/or parent association. | 12 | 25.00 | 50.00 | 0.00 | 0.00 | 16.67 | 8.33 |
| 22 | I am kept informed about the work of the Parent Council and/or parent association. | 12 | 33.33 | 41.67 | 0.00 | 0.00 | 16.67 | 8.33 |

| Q No. | Question (cont.) | Response Count | Strongly agree % | Agree % | Disagree % | Strongly disagree % | Don't know % | Didn't answer % |
|-------|--|----------------|------------------|---------|------------|---------------------|--------------|-----------------|
| 23 | I am satisfied with the quality of teaching in the school. | 12 | 33.33 | 41.67 | 0.00 | 0.00 | 8.33 | 16.67 |
| 24 | The school is well led and managed. | 12 | 50.00 | 25.00 | 0.00 | 0.00 | 8.33 | 16.67 |
| 25 | The school encourages children to treat others with respect. | 12 | 41.67 | 33.33 | 0.00 | 0.00 | 8.33 | 16.67 |
| 26 | I would recommend the school to other parents. | 12 | 41.67 | 33.33 | 0.00 | 0.00 | 8.33 | 16.67 |
| 27 | Overall, I am satisfied with the school. | 12 | 33.33 | 41.67 | 0.00 | 0.00 | 8.33 | 16.67 |

04 Your experience by percentage chart (sharing)



04 Your experience by percentage (sharing) moved

| Q No. | Question | Response Count | Strongly agree % | Agree % | Disagree % | Strongly disagree % | Hasn't Moved % | Didn't answer % |
|-------|---|----------------|------------------|---------|------------|---------------------|----------------|-----------------|
| 29 | My child was well supported if they moved to a new school within the last year. | 12 | 0.00 | 0.00 | 0.00 | 0.00 | 83.33 | 16.67 |

04 Your experience by percentage chart (sharing) moved

