

Parents / Carers (Secondary) Questionnaire Summary

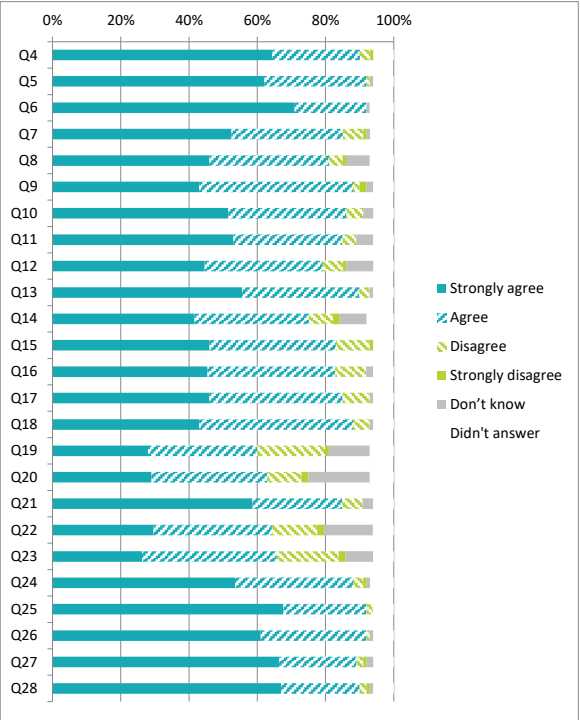
Centre Name:St Ninian's High School
SEED Number: 8602433

Number of responses : 173

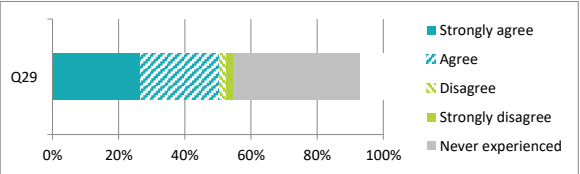
Disclosure control has been applied to the data, this means a small number of responses have been changed to prevent individuals being identified.
Where there were fewer than ten responses to a question (excluding those who didn't answer),the data has been suppressed ("x")
in order to avoid identification of individuals.

Percentages are rounded and may not add up to 100%

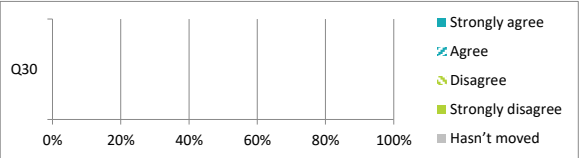
		Percentage %					
		Strongly agree	Agree	Disagree	Strongly disagree	Don't know	Didn't answer
Q4	My child likes being at this school	65	26	3	1	0	6
Q5	Staff treat my child fairly and with respect	62	30	1	0	1	6
Q6	I feel that my child is safe at the school	71	21	0	0	1	7
Q7	The school helps my child to feel confident	53	33	6	1	1	7
Q8	I feel staff really know my child as an individual	46	35	4	1	7	7
Q9	My child finds their learning activities hard enough	43	45	2	2	2	6
Q10	My child receives the help he/she needs to do well	52	35	5	0	3	6
Q11	My child is encouraged by the school to be healthy and take regular exercise	53	32	4	0	5	6
Q12	The school supports my child's emotional wellbeing	45	35	6	1	8	6
Q13	My child is making good progress at the school	55	34	3	0	1	6
Q14	My child was well supported to make choices about taking the subjects that are right for them	42	34	7	2	8	8
Q15	I receive helpful, regular feedback about how my child is learning and developing e.g. informal feedback, reports and learning profiles	46	37	10	1	0	6
Q16	The information I receive about how my child is doing reaches me at the right time	45	37	9	0	2	6
Q17	I understand how my child's progress is assessed	46	39	8	0	1	6
Q18	The school gives me advice on how to support my child's learning at home	43	45	5	0	1	6
Q19	The school organises activities where my child and I can learn together	28	32	20	1	12	7
Q20	The school takes my views into account when making changes	29	34	10	2	18	7
Q21	I feel comfortable approaching the school with questions, suggestions and/or a problem	58	26	6	0	3	6
Q22	I feel encouraged to be involved in the work of the Parent Council and/or parent association	29	34	13	2	14	6
Q23	I am kept informed about the work of the Parent Council and/or parent association	26	39	18	2	8	6
Q24	I am satisfied with the quality of teaching in the school	54	35	3	1	1	7
Q25	The school is well led and managed	67	24	2	0	0	6
Q26	The school encourages young people to treat others with respect	61	31	1	0	1	6
Q27	I would recommend the school to other parents	67	23	2	1	2	6
Q28	Overall, I am satisfied with the school	67	23	2	1	1	6



		Percentage %					
		Strongly agree	Agree	Disagree	Strongly disagree	Never experienced	Didn't answer
Q29	My child's school deals well with bullying	27	24	2	2	39	7



		Percentage %					
		Strongly agree	Agree	Disagree	Strongly disagree	Hasn't moved	Didn't answer
Q30	My child was well supported if they moved to a new school within the last year	x	x	x	x	x	x



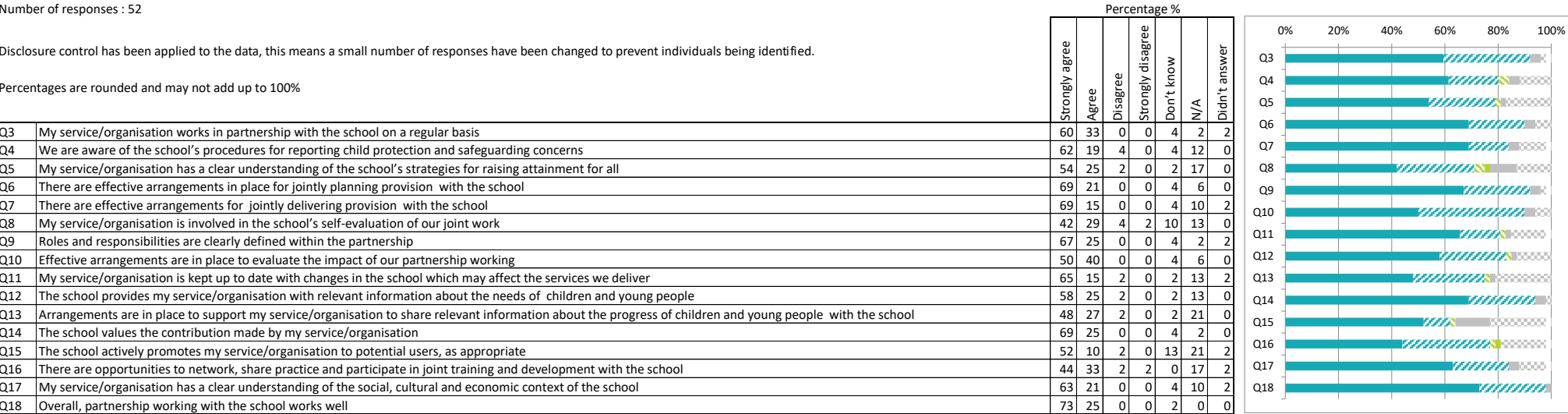
Partners (Primary / Secondary) Questionnaire Summary

Centre Name:St Ninian's High School
SEED Number: 8602433

Number of responses : 52

Disclosure control has been applied to the data, this means a small number of responses have been changed to prevent individuals being identified.

Percentages are rounded and may not add up to 100%



- Strongly agree
- ▨ Agree
- ▨ Disagree
- Strongly disagree
- Don't know
- ▨ N/A
- Didn't answer

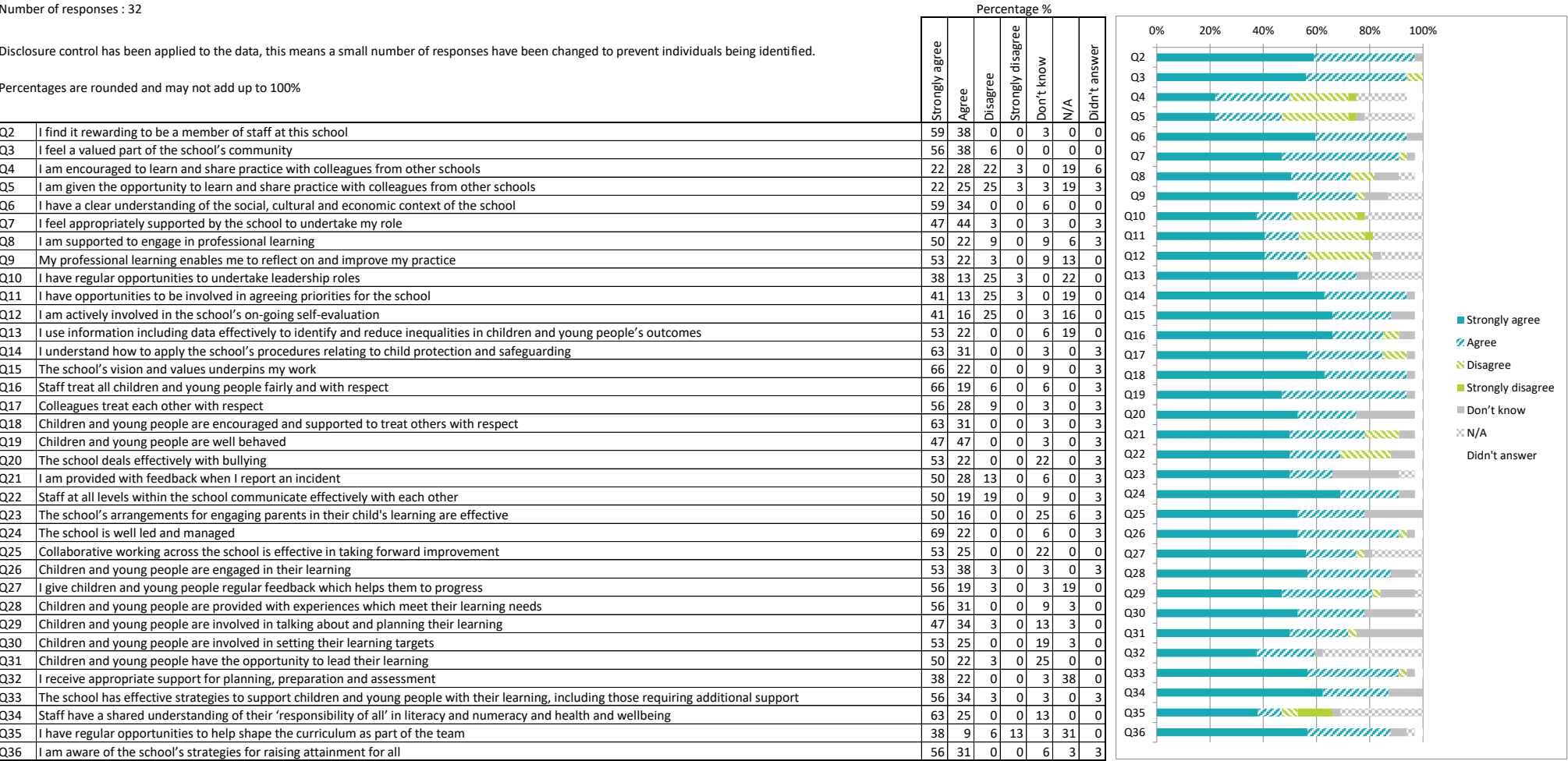
Staff Pupil Support (Primary / Secondary) Questionnaire Summary

Centre Name:St Ninian's High School
SEED Number: 8602433

Number of responses : 32

Disclosure control has been applied to the data, this means a small number of responses have been changed to prevent individuals being identified.

Percentages are rounded and may not add up to 100%



Staff School Support (Primary / Secondary) Questionnaire Summary

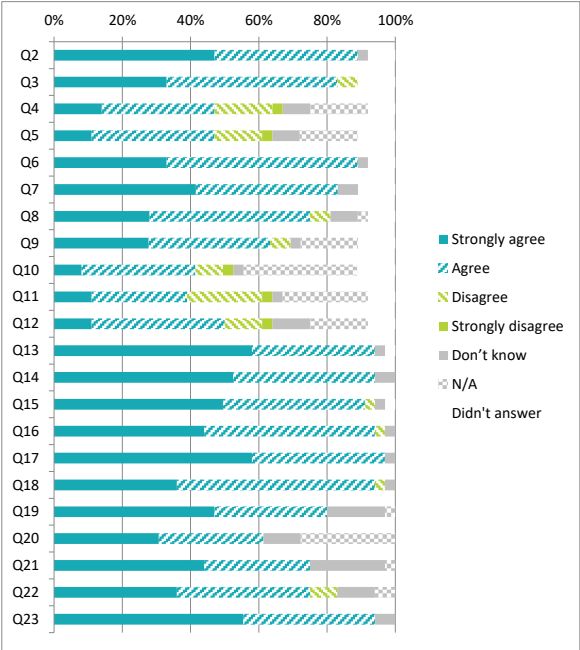
Centre Name:St Ninian's High School
SEED Number: 8602433

Number of responses : 36

Disclosure control has been applied to the data, this means a small number of responses have been changed to prevent individuals being identified.

Percentages are rounded and may not add up to 100%

		Percentage %						
		Strongly agree	Agree	Disagree	Strongly disagree	Don't know	N/A	Didn't answer
Q2	I find it rewarding to be a member of staff at this school	47	42	0	0	3	0	8
Q3	I feel a valued part of the school's community	33	50	6	0	0	0	11
Q4	I am encouraged to learn and share practice with colleagues from other schools	14	33	17	3	8	17	8
Q5	I am given the opportunity to learn and share practice with colleagues from other schools	11	36	14	3	8	17	11
Q6	I have a clear understanding of the social, cultural and economic context of the school	33	56	0	0	3	0	8
Q7	I feel appropriately supported by the school to undertake my role	42	42	0	0	6	0	11
Q8	I am supported to take part in development opportunities	28	47	6	0	8	3	8
Q9	My professional learning enables me to reflect on and improve my practice	28	36	6	0	3	17	11
Q10	I have regular opportunities to undertake leadership roles	8	33	8	3	3	33	11
Q11	I have opportunities to be involved in agreeing priorities for the school	11	28	22	3	3	25	8
Q12	I am actively involved in the school's on-going self-evaluation	11	39	11	3	11	17	8
Q13	I understand how to apply the school's procedures relating to child protection and safeguarding	58	36	0	0	3	0	3
Q14	The school's vision and values underpins my work	53	42	0	0	6	0	0
Q15	Staff treat all children and young people fairly and with respect	50	42	3	0	3	0	3
Q16	Colleagues treat each other with respect	44	50	3	0	3	0	0
Q17	Children and young people are encouraged and supported to treat others with respect	58	39	0	0	3	0	0
Q18	Children and young people are well behaved	36	58	3	0	3	0	0
Q19	The school deals effectively with bullying	47	33	0	0	17	3	0
Q20	I am provided with feedback when I report an incident	31	31	0	0	11	28	0
Q21	Collaborative working across the school is effective in taking forward improvement	44	31	0	0	22	3	0
Q22	Staff at all levels within the school communicate effectively with each other	36	39	8	0	11	6	0
Q23	The school is well led and managed	56	39	0	0	6	0	0



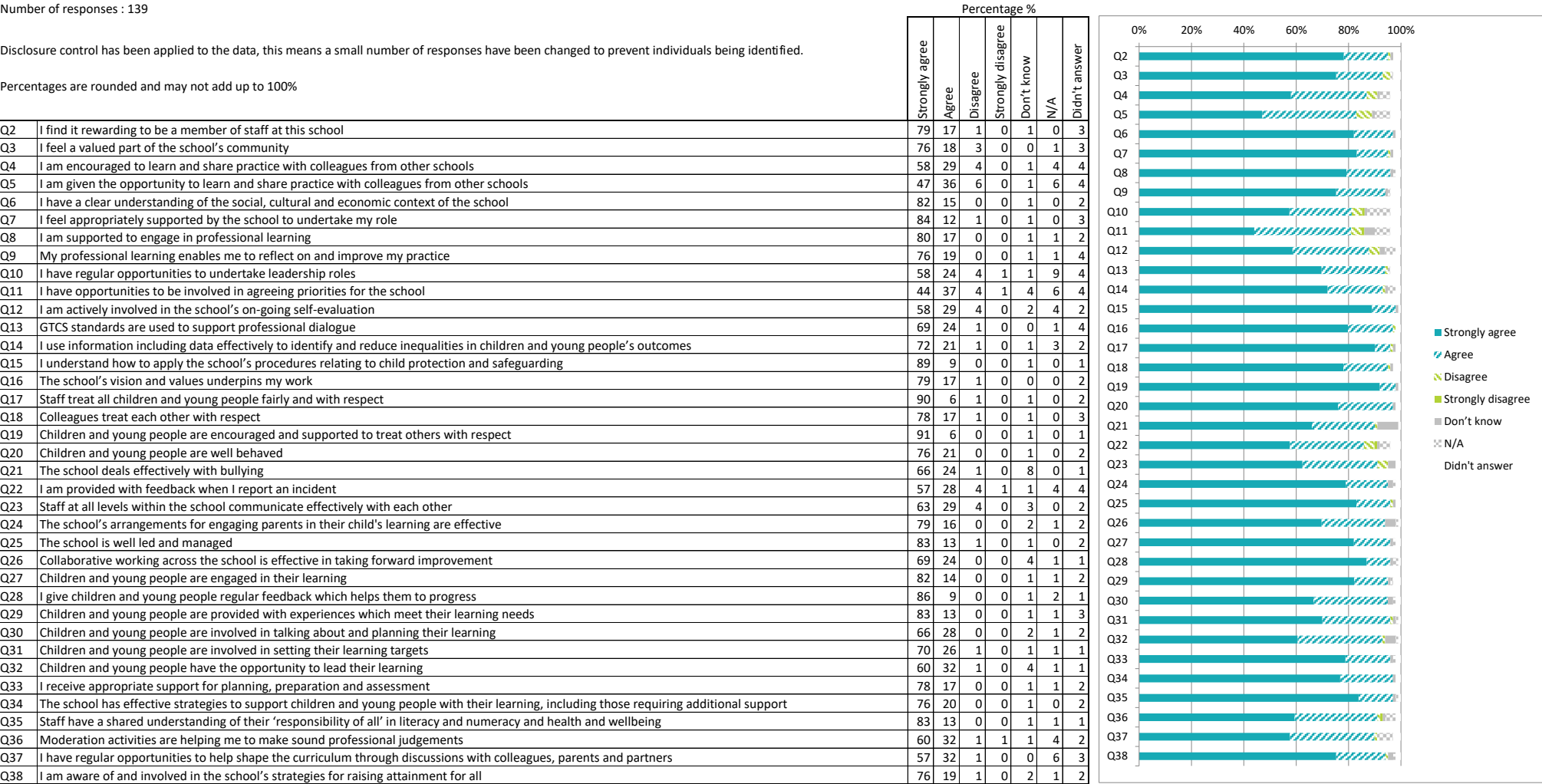
Staff Teachers (Primary / Secondary) Questionnaire Summary

Centre Name:St Ninian's High School
SEED Number: 8602433

Number of responses : 139

Disclosure control has been applied to the data, this means a small number of responses have been changed to prevent individuals being identified.

Percentages are rounded and may not add up to 100%



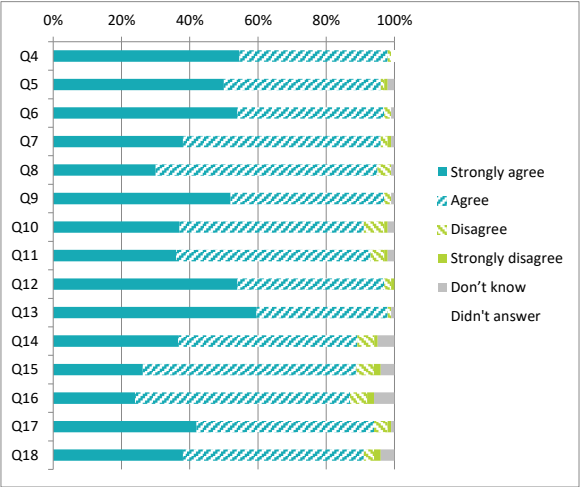
Young People (Secondary) Questionnaire Summary

Centre Name:St Ninian's High School
SEED Number: 8602433

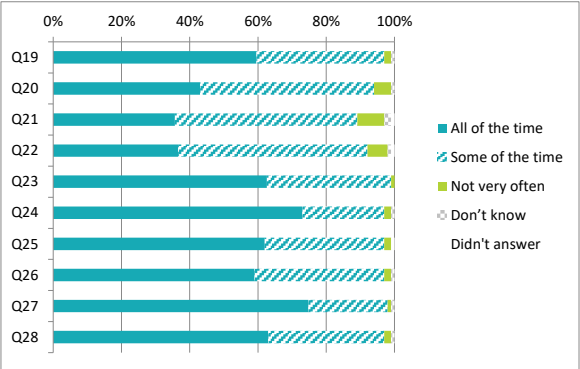
Number of responses : 771

Percentages are rounded and may not add up to 100%

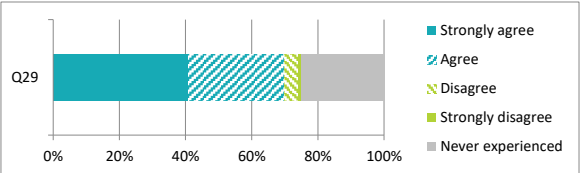
		Percentage %					
		Strongly agree	Agree	Disagree	Strongly disagree	Don't know	Didn't answer
Q4	I feel safe when I am at school	54	43	1	0	0	1
Q5	My school helps me to feel safe	50	46	1	1	2	0
Q6	I have someone in my school I can speak to if I am upset or worried about something	54	43	2	0	1	0
Q7	Staff treat me fairly and with respect	38	58	2	1	1	0
Q8	Other young people treat me fairly and with respect	30	65	4	0	1	0
Q9	My school helps me to understand and respect other people	52	45	2	0	1	0
Q10	My school is helping me to become confident	37	54	6	1	2	0
Q11	My school teaches me how to lead a healthy lifestyle	36	57	4	1	2	0
Q12	There are lots of chances at my school for me to get regular exercise	54	43	2	1	0	0
Q13	My school offers me the opportunity to take part in activities in school beyond the classroom and timetabled day	59	38	1	0	1	0
Q14	I have the opportunity to discuss my achievements out with school with an adult in school that knows me well	37	53	5	1	5	0
Q15	My school listens to my views	26	62	5	2	4	0
Q16	My school takes my views into account	24	63	5	2	6	0
Q17	My homework helps me to understand and improve my work in school	42	52	4	1	1	0
Q18	I was given good advice to make choices about taking the subjects that are right for me	38	53	3	2	4	0



		Percentage %				
		All of the time	Some of the time	Not very often	Don't know	Didn't answer
Q19	Staff help young people to be responsible for their own behaviour	59	37	2	1	0
Q20	I feel comfortable approaching staff with questions or suggestions	43	51	5	1	0
Q21	I am given the opportunity to influence what and how I learn	36	54	8	2	1
Q22	I enjoy learning at school	37	56	6	1	1
Q23	I feel that my work in school is hard enough	62	36	1	0	0
Q24	I know who to ask to get help if I find my work too hard	73	24	2	1	0
Q25	Staff help me to understand how I am progressing in my school work	62	35	2	0	1
Q26	The feedback I receive on my work helps me to improve my learning	59	38	2	1	0
Q27	I am encouraged by staff to do the best I can	74	23	1	1	0
Q28	I am happy with the quality of teaching in my school	63	34	2	1	0



		Percentage %					
		Strongly agree	Agree	Disagree	Strongly disagree	Never experienced	Didn't answer
Q29	My school deals well with any bullying	41	29	4	1	25	0



		Percentage %					
		Strongly agree	Agree	Disagree	Strongly disagree	Haven't moved	Didn't answer
Q30	I was well supported if I moved to a new school within the last year	21	7	0	0	70	1

