

Westpark Primary School and Nursery Class

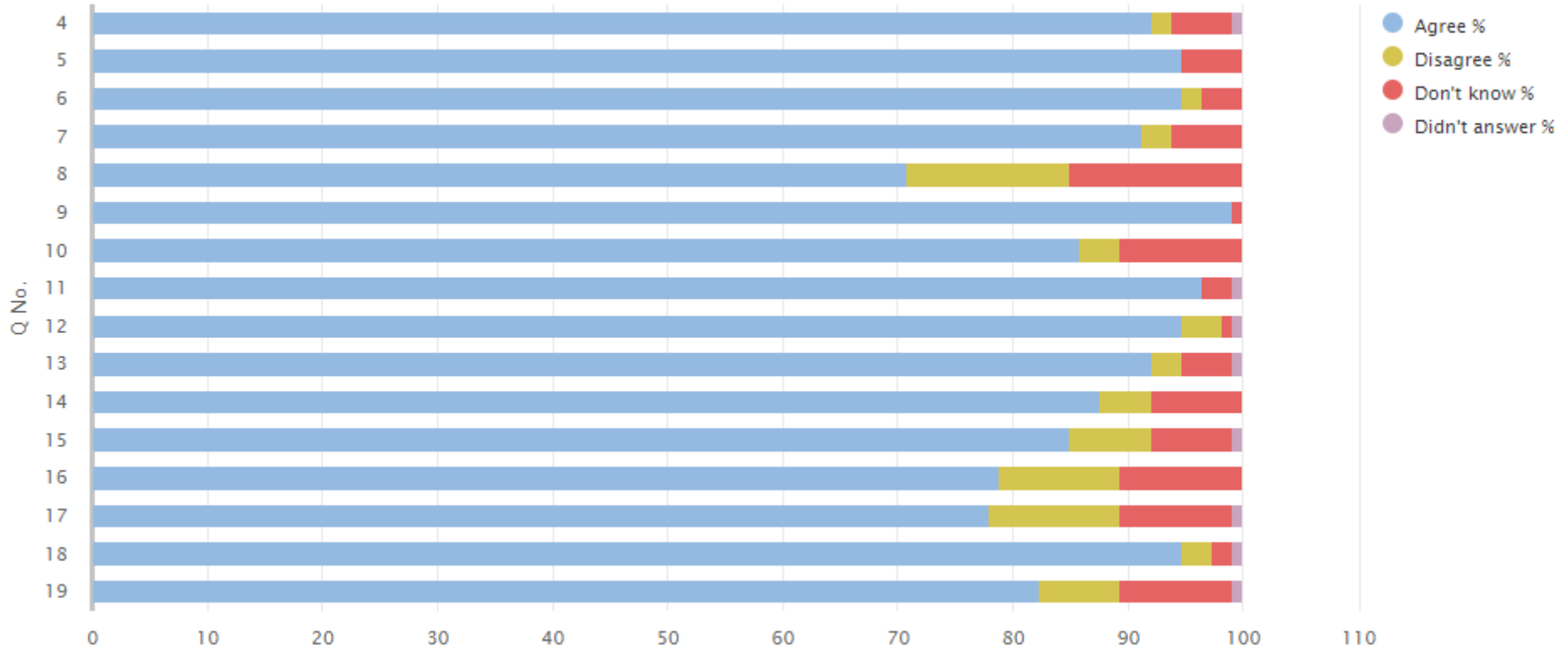
Pre-inspection questionnaire summary report
Inspection week: 11 December 2023

Questionnaire for children in primary stages (01)

01 Your experience by percentage (sharing)

Q No.	Question	Response Count	Agree %	Disagree %	Don't know %	Didn't answer %
4	I feel safe when I am at school.	113	92.04	1.77	5.31	0.88
5	My school helps me to feel safe.	113	94.69	0.00	5.31	0.00
6	I have someone in my school I can speak to if I am upset or worried about something.	113	94.69	1.77	3.54	0.00
7	Staff treat me fairly and with respect.	113	91.15	2.65	6.19	0.00
8	Other children treat me fairly and with respect.	113	70.8	14.16	15.04	0.00
9	My school helps me to understand and respect other people.	113	99.12	0.00	0.88	0.00
10	My school is helping me to become confident.	113	85.84	3.54	10.62	0.00
11	My school teaches me how to lead a healthy lifestyle.	113	96.46	0.00	2.65	0.88
12	There are lots of chances at my school for me to get regular exercise.	113	94.69	3.54	0.88	0.88
13	My school offers me the opportunity to take part in activities in school beyond the classroom and timetabled day.	113	92.04	2.65	4.42	0.88
14	I have the opportunity to discuss my achievements outwith school with an adult in school who knows me well.	113	87.61	4.42	7.96	0.00
15	My school listens to my views.	113	84.96	7.08	7.08	0.88
16	My school takes my views into account.	113	78.76	10.62	10.62	0.00
17	I feel comfortable approaching staff with questions or suggestions.	113	77.88	11.5	9.73	0.88
18	Staff help me to understand how I am progressing in my school work.	113	94.69	2.65	1.77	0.88
19	My homework helps me to understand and improve my work in school.	113	82.3	7.08	9.73	0.88

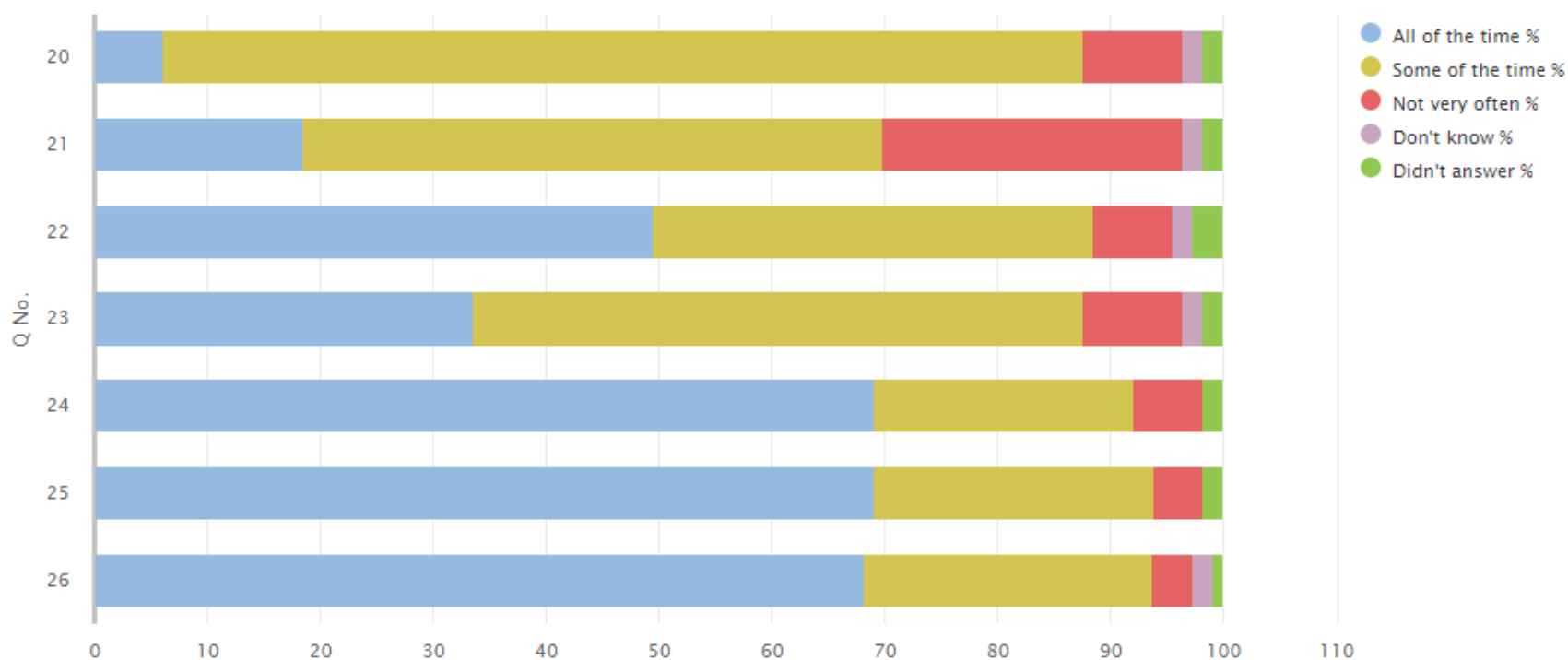
01 Your experience by percentage chart (sharing)



01 Your experience by percentage 2 (sharing)

Q No.	Question	Response Count	All of the time %	Some of the time %	Not very often %	Don't know %	Didn't answer %
20	Other children behave well.	113	6.19	81.42	8.85	1.77	1.77
21	My teachers ask me about what things I want to learn in school.	113	18.58	51.33	26.55	1.77	1.77
22	I enjoy learning at school.	113	49.56	38.94	7.08	1.77	2.65
23	I feel that my work in school is hard enough.	113	33.63	53.98	8.85	1.77	1.77
24	I know who to ask to get help if I find my work too hard.	113	69.03	23.01	6.19	0.00	1.77
25	I am encouraged by staff to do the best I can.	113	69.03	24.78	4.42	0.00	1.77
26	I am happy with the quality of teaching in my school.	113	68.14	25.66	3.54	1.77	0.88

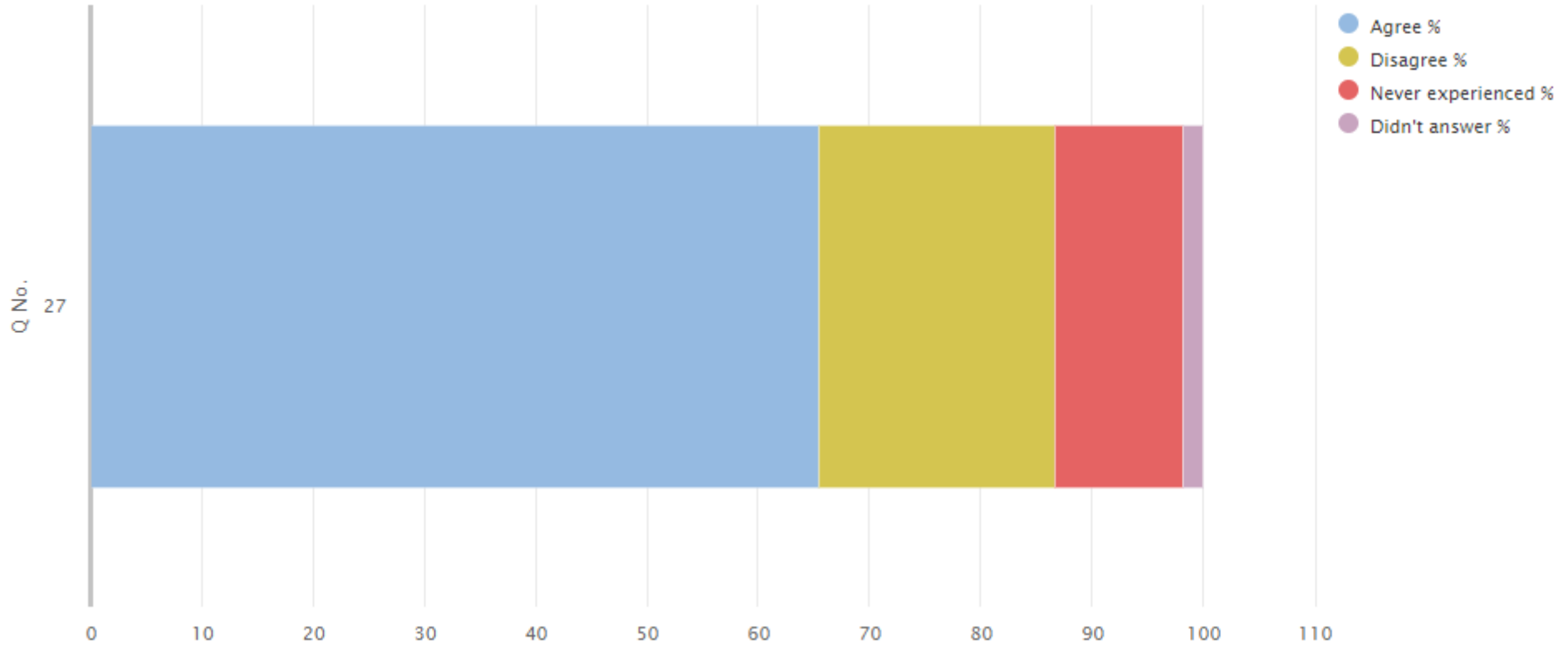
01 Your experience by percentage chart (sharing)



01 Your experience by percentage (sharing) bullying

Q No.	Question	Response Count	Agree %	Disagree %	Never experienced %	Didn't answer %
27	My school deals well with any bullying.	113	65.49	21.24	11.5	1.77

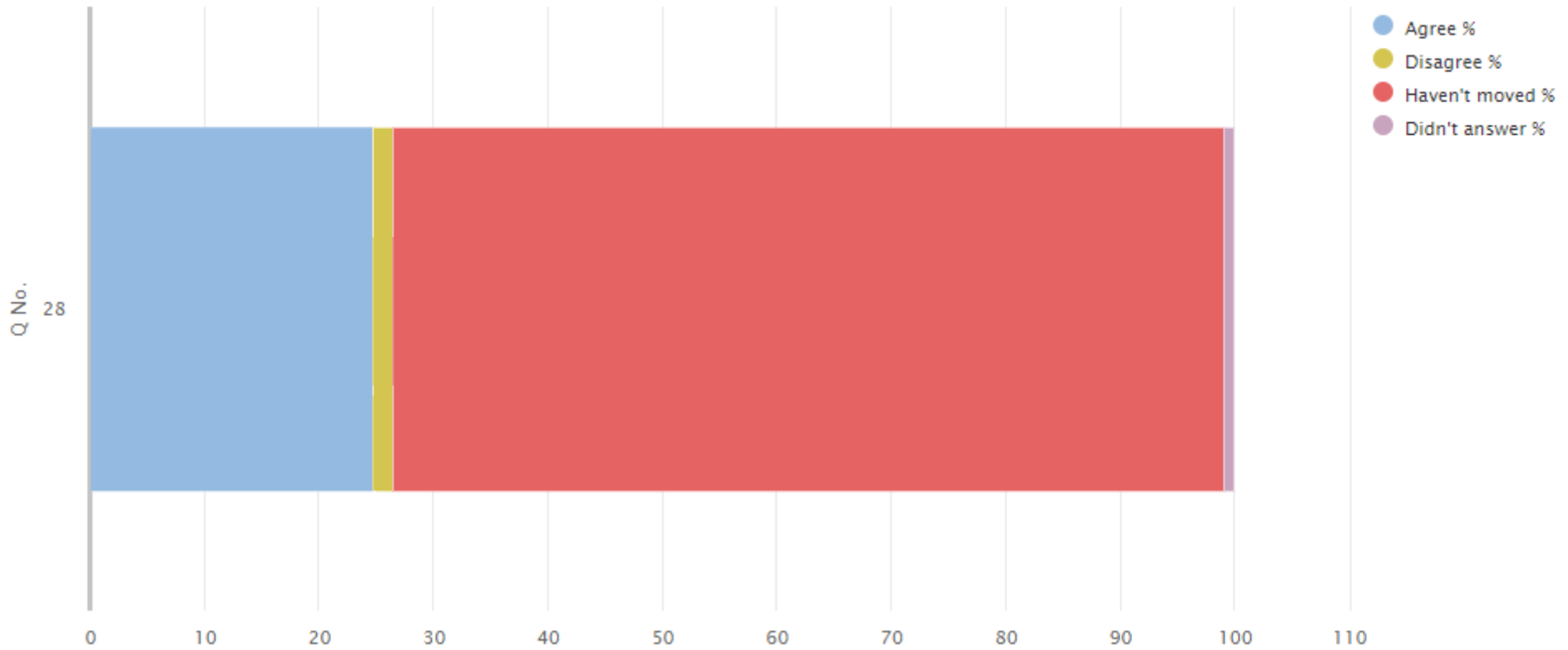
01 Your experience by percentage chart (sharing) bullying



01 Your experience by percentage (sharing) moved

Q No.	Question	Response Count	Agree %	Disagree %	Haven't moved %	Didn't answer %
28	I was well supported if I moved to a new school within the last year.	113	24.78	1.77	72.57	0.88

01 Your experience by percentage chart (sharing) moved



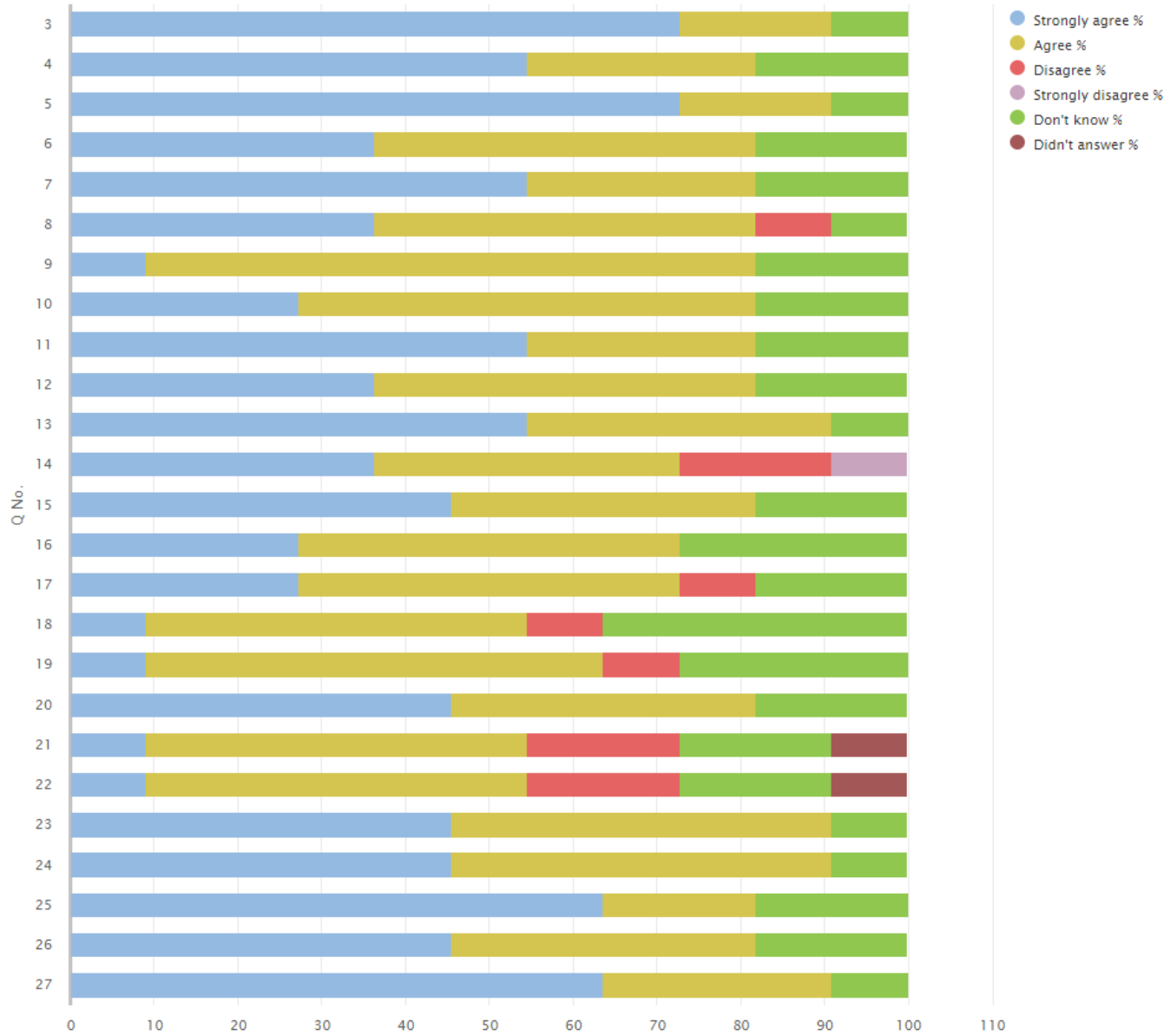
Questionnaire for parents/carers of children in the early learning and childcare setting (03)

03 Your experience by percentage (sharing)

Q No.	Question	Response Count	Strongly agree %	Agree %	Disagree %	Strongly disagree %	Don't know %	Didn't answer %
3	My child likes being at this setting.	11	72.73	18.18	0.00	0.00	9.09	0.00
4	Staff treat my child fairly and with respect.	11	54.55	27.27	0.00	0.00	18.18	0.00
5	I feel that my child is safe at the setting.	11	72.73	18.18	0.00	0.00	9.09	0.00
6	My child's behaviour is managed effectively.	11	36.36	45.45	0.00	0.00	18.18	0.00
7	The setting helps my child to feel confident.	11	54.55	27.27	0.00	0.00	18.18	0.00
8	I feel staff really know my child as an individual.	11	36.36	45.45	9.09	0.00	9.09	0.00
9	The learning experiences my child has at the setting are at the right level for them.	11	9.09	72.73	0.00	0.00	18.18	0.00
10	My child's learning and development is well supported by the staff in the setting.	11	27.27	54.55	0.00	0.00	18.18	0.00
11	My child is encouraged to be healthy and to be physically active.	11	54.55	27.27	0.00	0.00	18.18	0.00
12	The setting supports my child's emotional wellbeing.	11	36.36	45.45	0.00	0.00	18.18	0.00
13	My child is making good progress at the setting.	11	54.55	36.36	0.00	0.00	9.09	0.00
14	I receive helpful, regular feedback about how my child is learning and developing e.g. informal feedback, reports and learning profiles.	11	36.36	36.36	18.18	9.09	0.00	0.00
15	The information I receive about how my child is learning and developing is shared with me when I request it.	11	45.45	36.36	0.00	0.00	18.18	0.00
16	I understand how the setting monitors my child's progress in learning.	11	27.27	45.45	0.00	0.00	27.27	0.00
17	The setting gives me ideas on how to support my child's learning at home.	11	27.27	45.45	9.09	0.00	18.18	0.00
18	The setting organises activities where my child and I can learn together.	11	9.09	45.45	9.09	0.00	36.36	0.00
19	The setting takes my views into account when making changes.	11	9.09	54.55	9.09	0.00	27.27	0.00
20	I feel comfortable approaching the setting with questions, suggestions and/or a problem.	11	45.45	36.36	0.00	0.00	18.18	0.00

Q No.	Question (cont.)	Response Count	Strongly agree %	Agree %	Disagree %	Strongly disagree %	Don't know %	Didn't answer %
21	I feel encouraged to be involved in the work of parent groups.	11	9.09	45.45	18.18	0.00	18.18	9.09
22	I am kept informed about the work of parent groups.	11	9.09	45.45	18.18	0.00	18.18	9.09
23	The setting is well led and managed.	11	45.45	45.45	0.00	0.00	9.09	0.00
24	The setting encourages children to treat others kindly and with respect.	11	45.45	45.45	0.00	0.00	9.09	0.00
25	I would recommend the setting to other parents.	11	63.64	18.18	0.00	0.00	18.18	0.00
26	My child was well supported as they started at the setting or moved to a new room or group.	11	45.45	36.36	0.00	0.00	18.18	0.00
27	Overall, I am satisfied with the setting.	11	63.64	27.27	0.00	0.00	9.09	0.00

03 Your experience by percentage chart (sharing)



Questionnaire for partners with the school (06)

06 Your experience by percentage (sharing)

Q No.	Question	Response Count	Strongly agree %	Agree %	Disagree %	Strongly disagree %	Don't know %	N/A %	Didn't answer %
3	My service/organisation works in partnership with the school on a regular basis.	16	56.25	37.5	0.00	0.00	6.25	0.00	0.00
4	We are aware of the school's procedures for reporting child protection and safeguarding concerns.	16	56.25	31.25	0.00	0.00	6.25	6.25	0.00
5	My service/organisation has a clear understanding of the school's strategies for raising attainment for all.	16	25	50	0.00	0.00	18.75	6.25	0.00
6	There are effective arrangements in place for jointly planning provision with the school.	16	50	31.25	6.25	0.00	0.00	12.5	0.00
7	There are effective arrangements for jointly delivering provision with the school.	16	31.25	37.5	6.25	0.00	6.25	18.75	0.00
8	My service/organisation is involved in the school's self-evaluation of our joint work.	16	18.75	31.25	12.5	0.00	18.75	18.75	0.00
9	Roles and responsibilities are clearly defined within the partnership.	16	25	50	6.25	0.00	6.25	12.5	0.00
10	Effective arrangements are in place to evaluate the impact of our partnership working.	16	31.25	31.25	0.00	0.00	31.25	6.25	0.00
11	My service/organisation is kept up to date with changes in the school which may affect the services we deliver.	16	56.25	31.25	6.25	0.00	0.00	6.25	0.00
12	The school provides my service/organisation with relevant information about the needs of children and young people.	16	37.5	56.25	0.00	0.00	6.25	0.00	0.00
13	Arrangements are in place to support my service/organisation to share relevant information about the progress of children and young people with the school.	16	25	43.75	12.5	0.00	12.5	6.25	0.00
14	The school values the contribution made by my service/organisation.	16	43.75	43.75	6.25	0.00	6.25	0.00	0.00
15	The school actively promotes my service/organisation to potential users, as appropriate.	16	56.25	31.25	0.00	0.00	6.25	6.25	0.00

Q No.	Question (cont.)	Response Count	Strongly agree %	Agree %	Disagree %	Strongly disagree %	Don't know %	N/A %	Didn't answer %
16	There are opportunities to network, share practice and participate in joint training and development with the school.	16	12.5	43.75	6.25	0.00	6.25	31.25	0.00
17	My service/organisation has a clear understanding of the social, cultural and economic context of the school.	16	43.75	50	0.00	0.00	6.25	0.00	0.00
18	Overall, partnership working with the school works well.	16	43.75	43.75	0.00	0.00	12.5	0.00	0.00

06 Your experience by percentage chart (sharing)

