

Awesome Flapjacks



Materials

1. Glass bowl

2. Plastic bowl

3. Scales

4. Wooden spoon

5. Muffin cases

6. Muffin tray

7. Porridge oats

8. Golden syrup

9. Sugar

10. Butter

Directions

1. Wash your hands




2. Collect a set of scales, a plastic bowl, a glass bowl, a wooden spoon and a tray



3. Weigh 100 grams of butter into the glass bowl



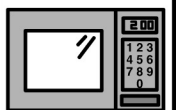
4. Weigh 100 grams of sugar into the plastic bowl then add to the glass bowl



5. Add 3 tablespoons of syrup to the glass bowl




6. Microwave until the sugar mixture melts



7. Weigh 200 grams of porridge oats and add to the melted sugar



8. Stir everything together



Directions

8. Put muffin cases into the muffin tray



9. Press the mixture into the cases



10. Bake in the oven



11. Let the flapjacks cool!

