

Meiklemill School and Nursery Class

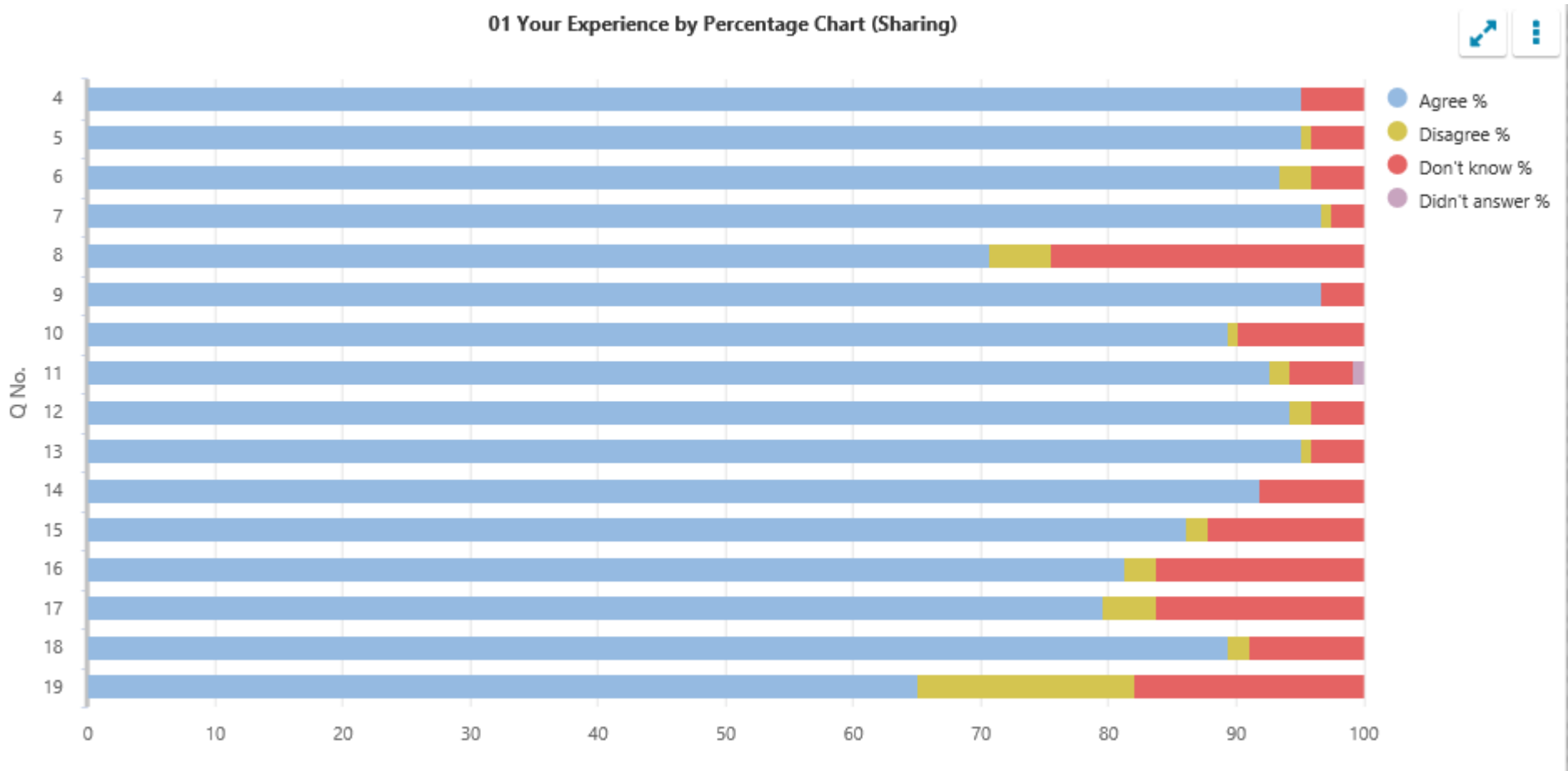
Pre-inspection questionnaire summary report

Inspection week: 9 September 2019

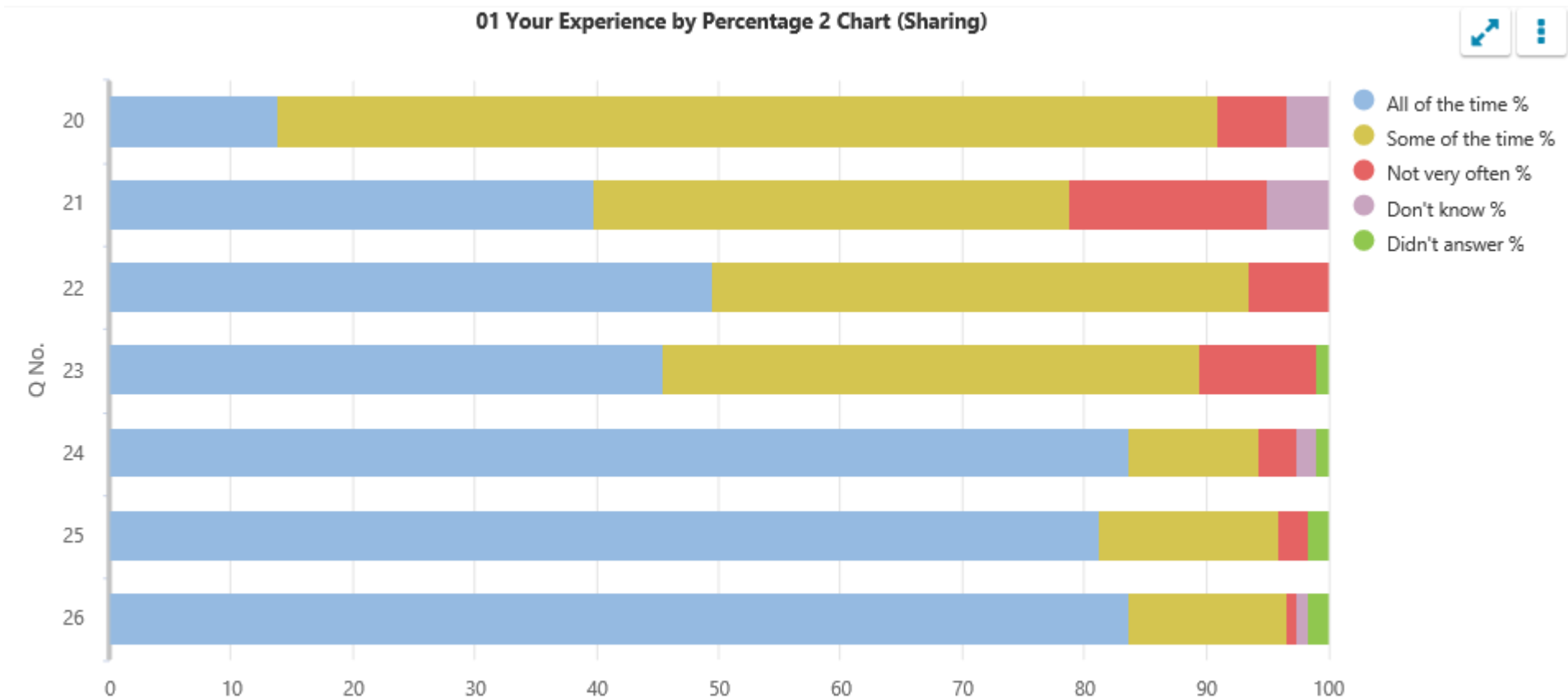
Children in primary stages (01)

01 Your Experience by Percentage (Sharing)						
Q No.	Question	Response Count	Agree %	Disagree %	Don't know %	Didn't answer %
4	I feel safe when I am at school.	123	95.12	0	4.88	0
5	My school helps me to feel safe.	123	95.12	0.81	4.07	0
6	I have someone in my school I can speak to if I am upset or worried about something.	123	93.5	2.44	4.07	0
7	Staff treat me fairly and with respect.	123	96.75	0.81	2.44	0
8	Other children treat me fairly and with respect.	123	70.73	4.88	24.39	0
9	My school helps me to understand and respect other people.	123	96.75	0	3.25	0
10	My school is helping me to become confident.	123	89.43	0.81	9.76	0
11	My school teaches me how to lead a healthy lifestyle.	123	92.68	1.63	4.88	0.81
12	There are lots of chances at my school for me to get regular exercise.	123	94.31	1.63	4.07	0
13	My school offers me the opportunity to take part in activities in school beyond the classroom and timetabled day.	123	95.12	0.81	4.07	0
14	I have the opportunity to discuss my achievements outwith school with an adult in school who knows me well.	123	91.87	0	8.13	0
15	My school listens to my views.	123	86.18	1.63	12.2	0
16	My school takes my views into account.	123	81.3	2.44	16.26	0
17	I feel comfortable approaching staff with questions or suggestions.	123	79.67	4.07	16.26	0
18	Staff help me to understand how I am progressing in my school work.	123	89.43	1.63	8.94	0
19	My homework helps me to understand and improve my work in school.	123	65.04	17.07	17.89	0

01 Your Experience by Percentage Chart (Sharing)

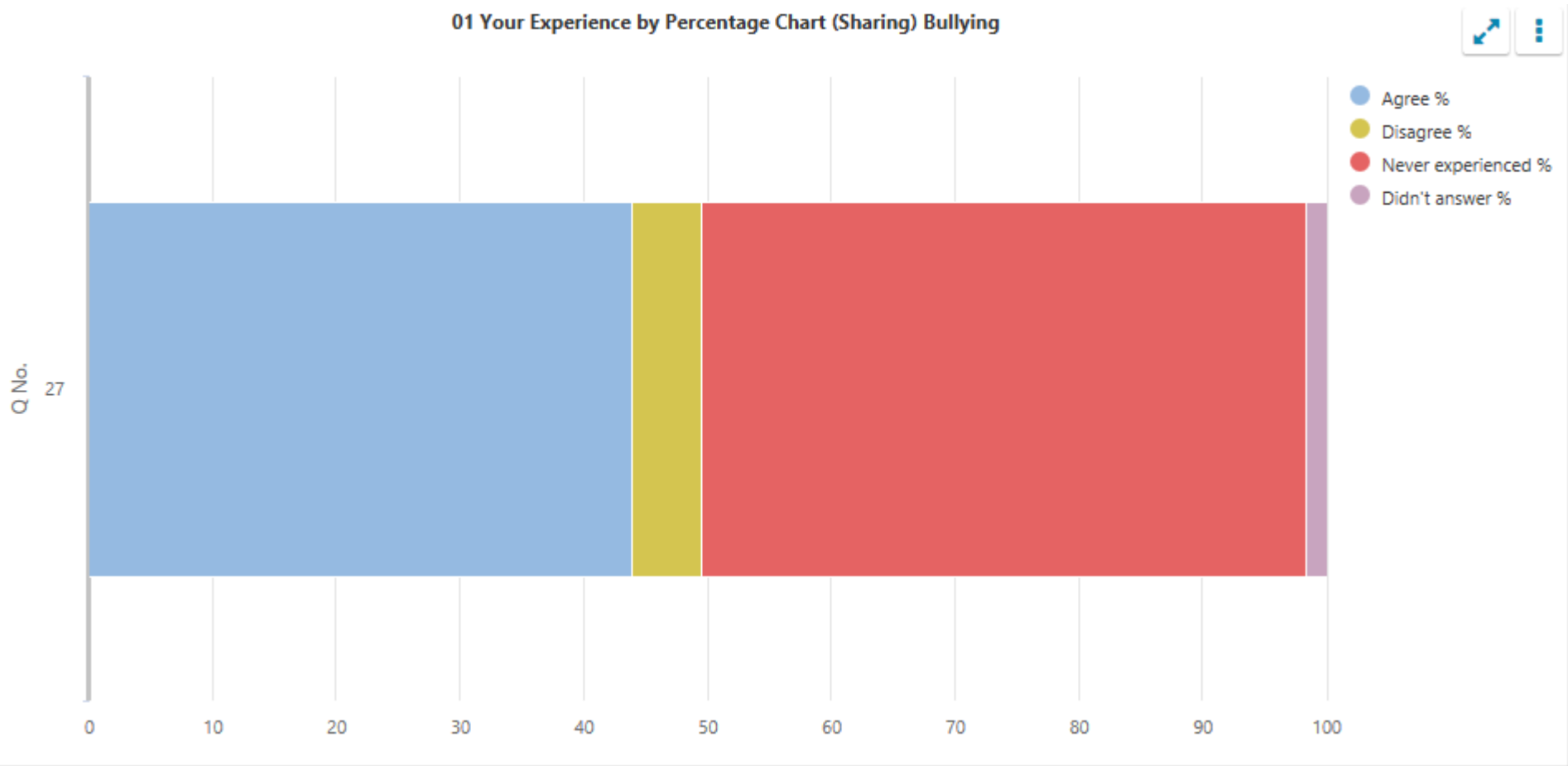


01 Your Experience by Percentage 2 (Sharing)								
Q No.	Question	Response Count	All of the time %	Some of the time %	Not very often %	Don't know %	Didn't answer %	
20	Other children behave well.	123	13.82	75.61	5.69	4.88	0	
21	My teachers ask me about what things I want to learn in school.	123	39.84	39.02	16.26	4.88	0	
22	I enjoy learning at school.	123	49.59	43.9	6.5	0	0	
23	I feel that my work in school is hard enough.	123	44.72	43.09	9.76	1.63	0.81	
24	I know who to ask to get help if I find my work too hard.	123	82.93	10.57	3.25	2.44	0.81	
25	I am encouraged by staff to do the best I can.	123	79.67	14.63	2.44	1.63	1.63	
26	I am happy with the quality of teaching in my school.	123	77.24	13.01	0.81	7.32	1.63	



01 Your Experience by Percentage (Sharing) Bullying							
Q No.	Question	Response Count	Agree %	Disagree %	Never experienced %	Didn't answer %	
27	My school deals well with any bullying.	123	43.9	5.69	48.78	1.63	

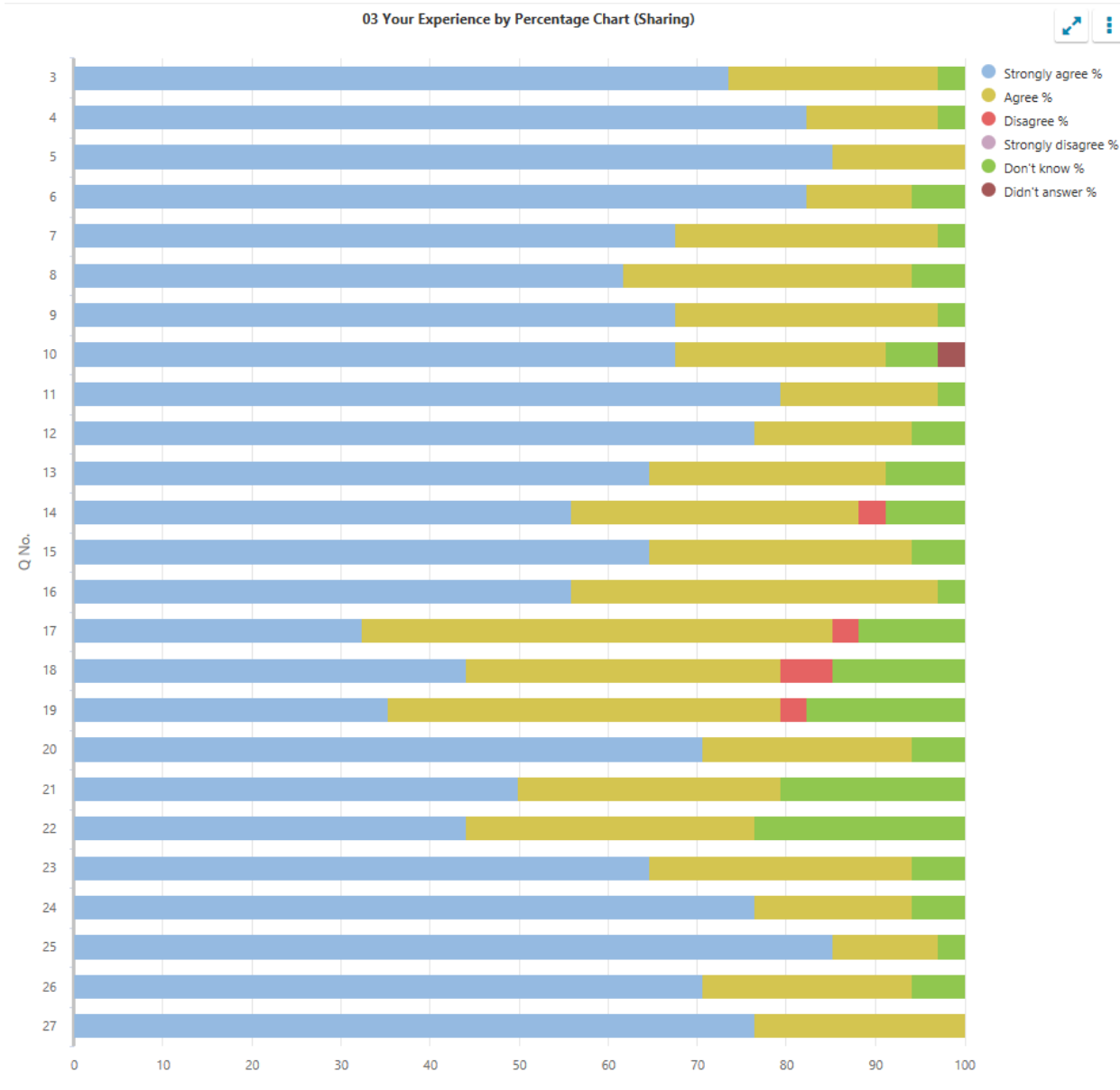
01 Your Experience by Percentage Chart (Sharing) Bullying



Parents/carers of children in the early learning and childcare setting (03)

03 Your Experience by Percentage (Sharing)									
Q No	Question	Response Count	Strongly agree %	Agree %	Disagree %	Strongly disagree %	Don't know %	Didn't answer %	
3	My child likes being at this setting.	34	73.53	23.53	0	0	2.94	0	
4	Staff treat my child fairly and with respect.	34	82.35	14.71	0	0	2.94	0	
5	I feel that my child is safe at the setting.	34	85.29	14.71	0	0	0	0	
6	My child's behaviour is managed effectively.	34	82.35	11.76	0	0	5.88	0	
7	The setting helps my child to feel confident.	34	67.65	29.41	0	0	2.94	0	
8	I feel staff really know my child as an individual.	34	61.76	32.35	0	0	5.88	0	
9	The learning experiences my child has at the setting are at the right level for them.	34	67.65	29.41	0	0	2.94	0	
10	My child's learning and development is well supported by the staff in the setting.	34	67.65	23.53	0	0	5.88	2.94	
11	My child is encouraged to be healthy and to be physically active.	34	79.41	17.65	0	0	2.94	0	
12	The setting supports my child's emotional wellbeing.	34	76.47	17.65	0	0	5.88	0	
13	My child is making good progress at the setting.	34	64.71	26.47	0	0	8.82	0	
14	I receive helpful, regular feedback about how my child is learning and developing e.g. informal feedback, reports and learning profiles.	34	55.88	32.35	2.94	0	8.82	0	
15	The information I receive about how my child is learning and developing is shared with me when I request it.	34	64.71	29.41	0	0	5.88	0	
16	I understand how the setting monitors my child's progress in learning.	34	55.88	41.18	0	0	2.94	0	
17	The setting gives me ideas on how to support my child's learning at home.	34	32.35	52.94	2.94	0	11.76	0	

18	The setting organises activities where my child and I can learn together.	34	44.12	35.29	5.88	0	14.71	0
19	The setting takes my views into account when making changes.	34	35.29	44.12	2.94	0	17.65	0
20	I feel comfortable approaching the setting with questions, suggestions and/or a problem.	34	70.59	23.53	0	0	5.88	0
21	I feel encouraged to be involved in the work of parent groups.	34	50	29.41	0	0	20.59	0
22	I am kept informed about the work of parent groups.	34	44.12	32.35	0	0	23.53	0
23	The setting is well led and managed.	34	64.71	29.41	0	0	5.88	0
24	The setting encourages children to treat others kindly and with respect.	34	76.47	17.65	0	0	5.88	0
25	I would recommend the setting to other parents.	34	85.29	11.76	0	0	2.94	0
26	My child was well supported as they started at the setting or moved to a new room or group.	34	70.59	23.53	0	0	5.88	0
27	Overall, I am satisfied with the setting.	34	76.47	23.53	0	0	0	0

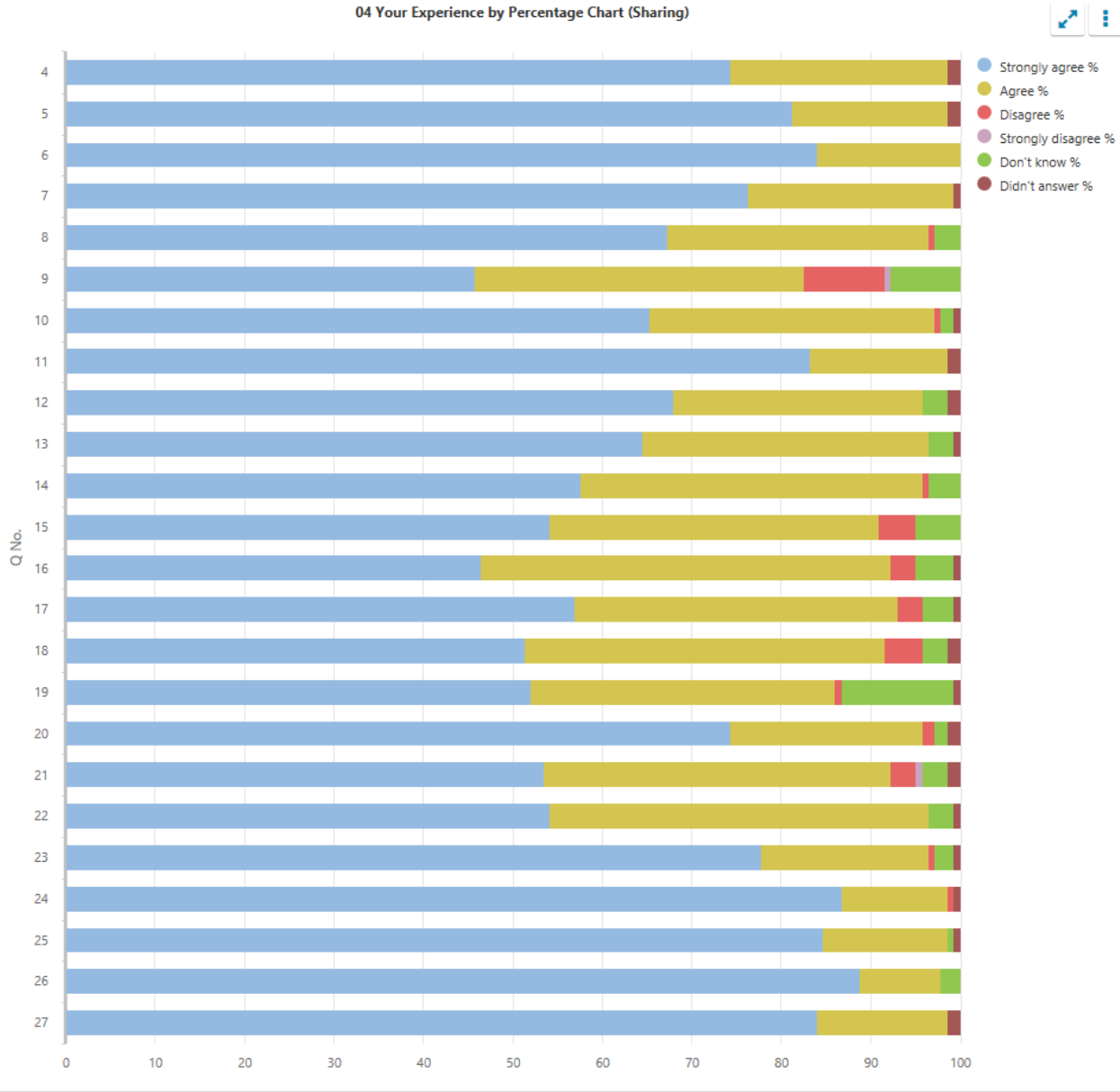


Parents/carers of children in primary stages (04)

04 Your Experience by Percentage (Sharing)									
Q No	Question	Response Count	Strongly agree %	Agree %	Disagree %	Strongly disagree %	Don't know %	Didn't answer %	
4	My child likes being at this school.	144	74.31	24.31	0	0	0	1.39	
5	Staff treat my child fairly and with respect.	144	81.25	17.36	0	0	0	1.39	
6	I feel that my child is safe at the school.	144	84.03	15.97	0	0	0	0	
7	The school helps my child to feel confident.	144	76.39	22.92	0	0	0	0.69	
8	I feel staff really know my child as an individual.	144	67.36	29.17	0.69	0	2.78	0	
9	My child finds their learning activities hard enough.	144	45.83	36.81	9.03	0.69	7.64	0	
10	My child receives the help he/she needs to do well.	144	65.28	31.94	0.69	0	1.39	0.69	
11	My child is encouraged by the school to be healthy and take regular exercise.	144	83.33	15.28	0	0	0	1.39	
12	The school supports my child's emotional wellbeing.	144	68.06	27.78	0	0	2.78	1.39	
13	My child is making good progress at the school.	144	64.58	31.94	0	0	2.78	0.69	
14	I receive helpful, regular feedback about how my child is learning and developing e.g. informal feedback, reports and learning profiles.	144	57.64	38.19	0.69	0	3.47	0	
15	The information I receive about how my child is doing reaches me at the right time.	144	54.17	36.81	4.17	0	4.86	0	
16	I understand how my child's progress is assessed.	144	46.53	45.83	2.78	0	4.17	0.69	
17	The school gives me advice on how to support my child's learning at home.	144	56.94	36.11	2.78	0	3.47	0.69	
18	The school organises activities where my child and I can learn together.	144	51.39	40.28	4.17	0	2.78	1.39	
19	The school takes my views into account when making changes.	144	52.08	34.03	0.69	0	12.5	0.69	
20	I feel comfortable approaching the school with questions, suggestions and/or a problem.	144	74.31	21.53	1.39	0	1.39	1.39	

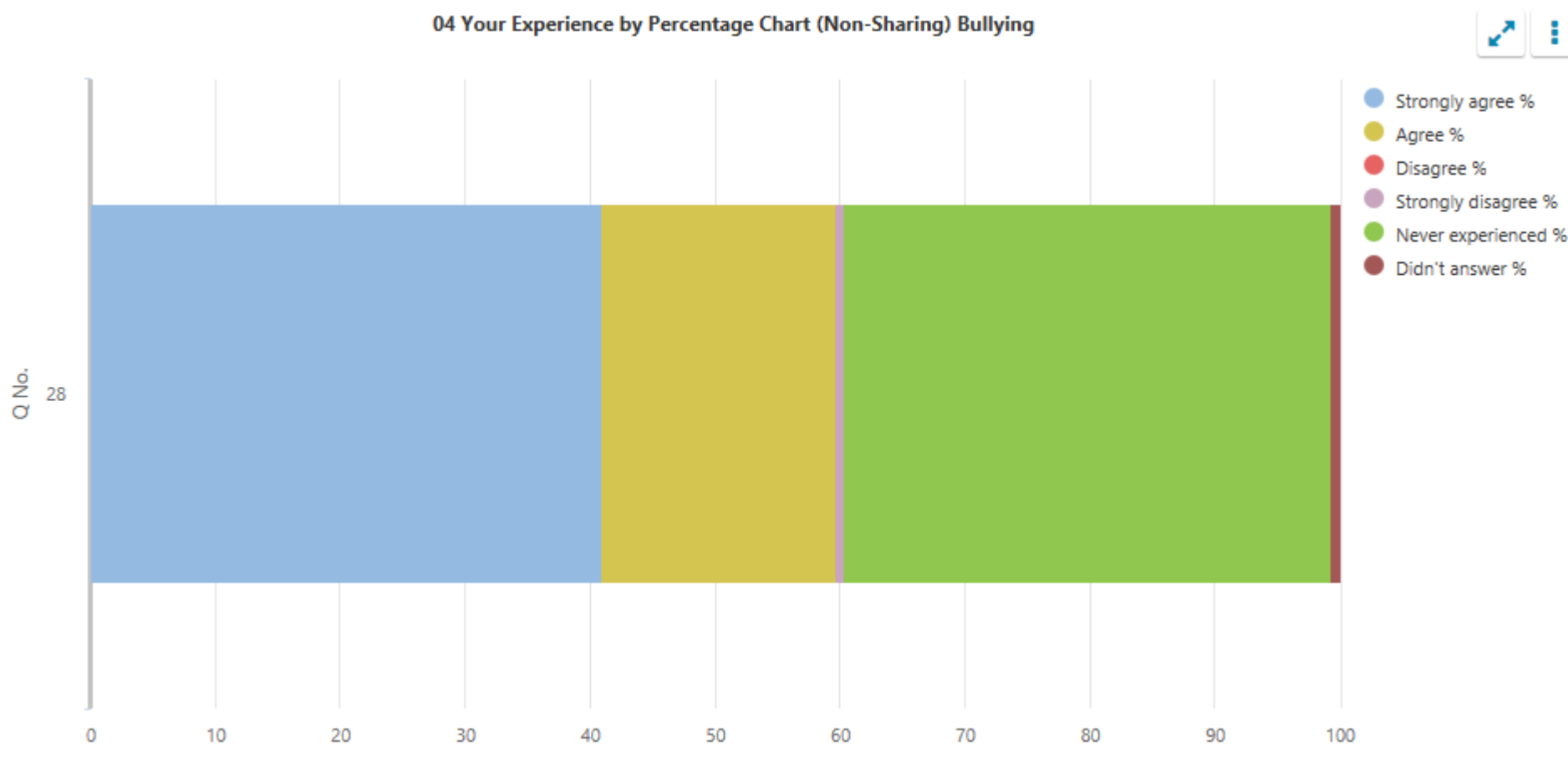
21	I feel encouraged to be involved in the work of the Parent Council and/or parent association.	144	53.47	38.89	2.78	0.69	2.78	1.39
22	I am kept informed about the work of the Parent Council and/or parent association.	144	54.17	42.36	0	0	2.78	0.69
23	I am satisfied with the quality of teaching in the school.	144	77.78	18.75	0.69	0	2.08	0.69
24	The school is well led and managed.	144	86.81	11.81	0.69	0	0	0.69
25	The school encourages children to treat others with respect.	144	84.72	13.89	0	0	0.69	0.69
26	I would recommend the school to other parents.	144	88.89	9.03	0	0	2.08	0
27	Overall, I am satisfied with the school.	144	84.03	14.58	0	0	0	1.39

04 Your Experience by Percentage Chart (Sharing)



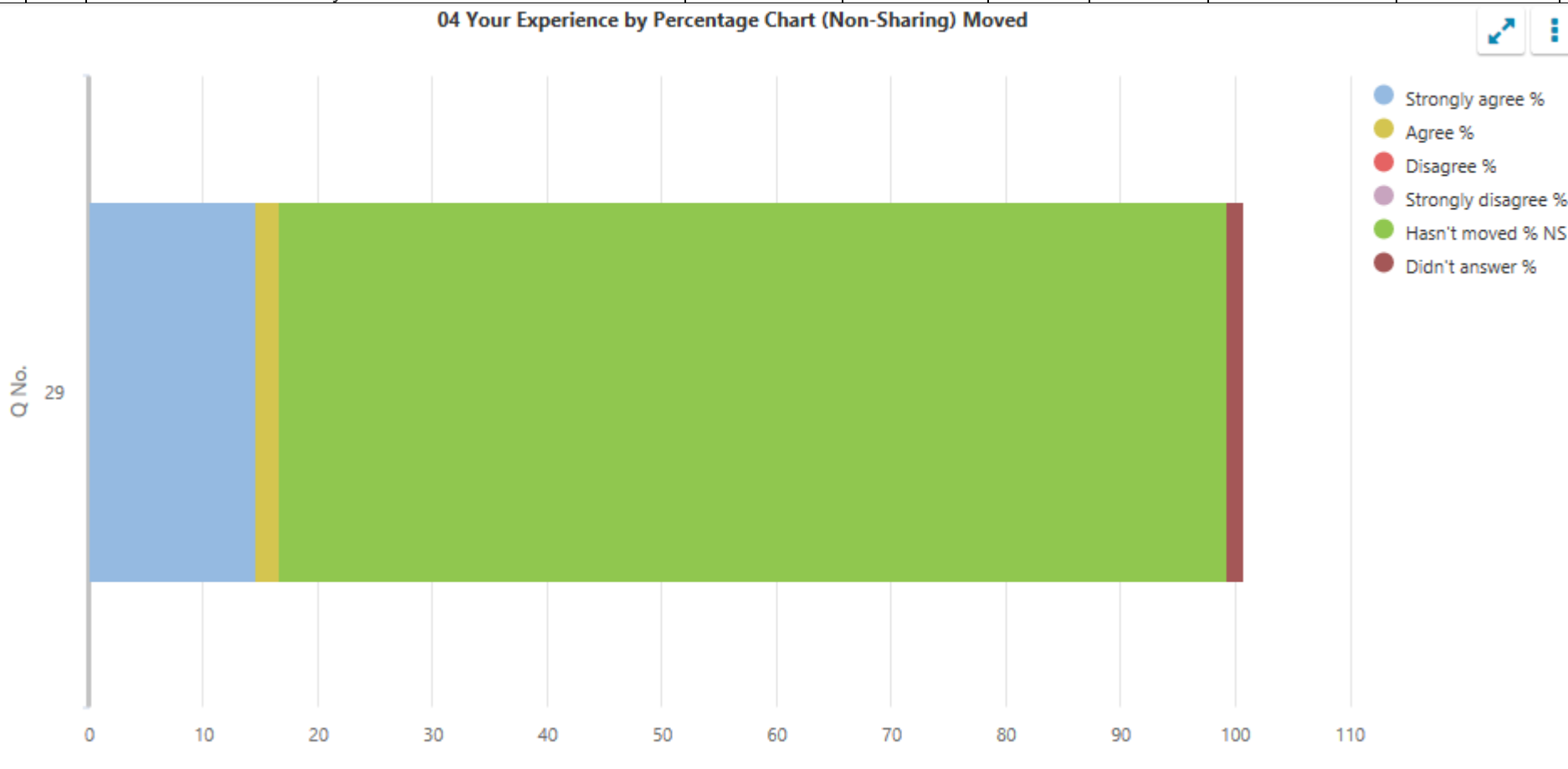
04 Your Experience by Percentage (Non-Sharing) Bullying									
Q No.	Question	Response Count	Strongly agree %	Agree %	Disagree %	Strongly disagree %	Never experienced %	Didn't answer %	
28	The school deals well with any bullying.	144	40.97	18.75	0	0.69	38.89	0.69	

04 Your Experience by Percentage Chart (Non-Sharing) Bullying



04 Your Experience by Percentage (Non-Sharing) Moved									
Q No.	Question	Response Count	Strongly agree %	Agree %	Disagree %	Strongly disagree %	Haven't moved %	Didn't answer %	
29	My child was well supported if they moved to a new school within the last year.	144	14.58	2.08	0	0	0	0.69	

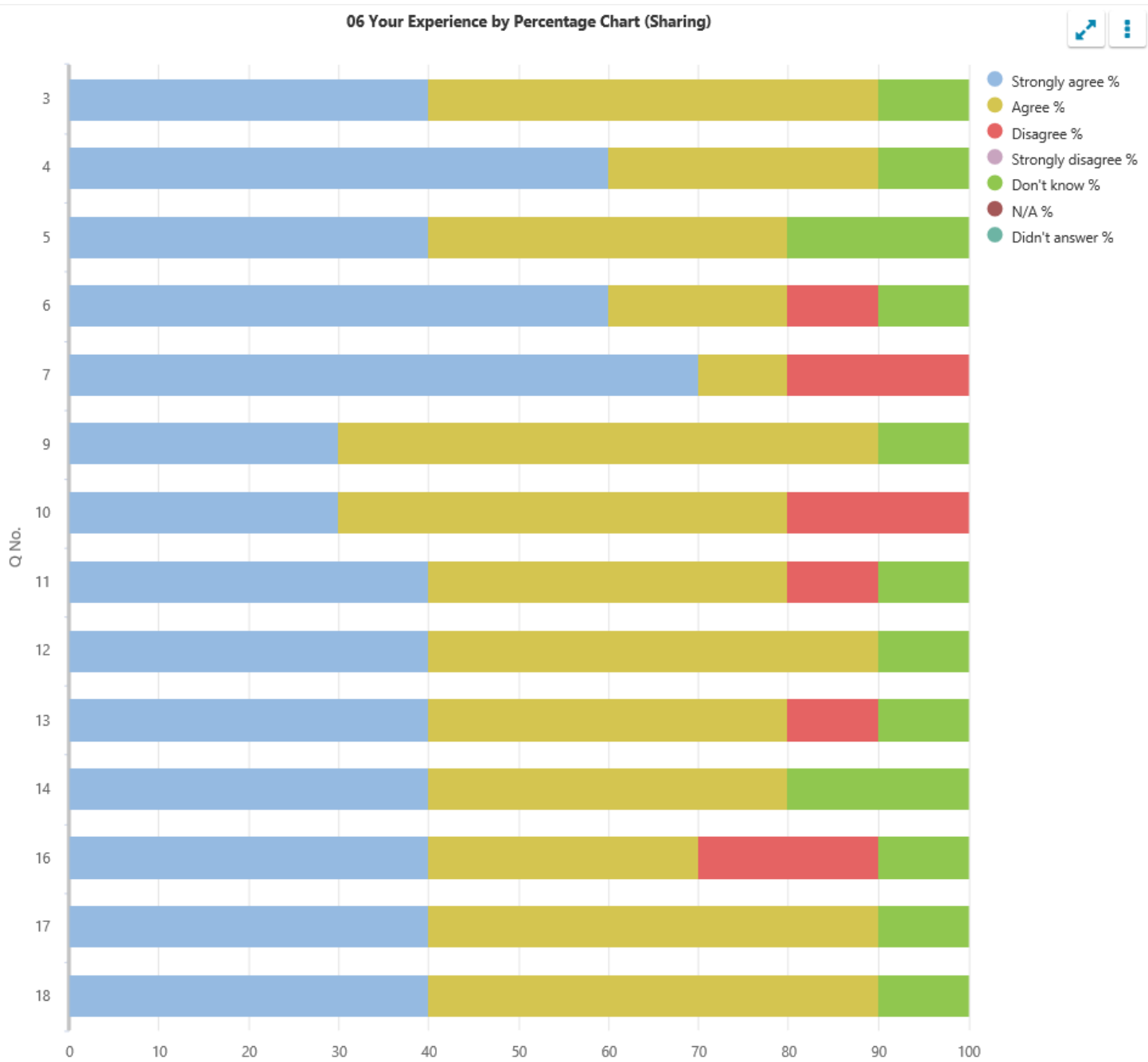
04 Your Experience by Percentage Chart (Non-Sharing) Moved



Partners with the school (06)

06 Your Experience by Percentage (Sharing)										
Q No.	Question	Response Count	Strongly agree %	Agree %	Disagree %	Strongly disagree %	Don't know %	N/A %	Didn't answer %	
3	My service/organisation works in partnership with the school on a regular basis.	10	40	50	0	0	10	0	0	
4	We are aware of the school's procedures for reporting child protection and safeguarding concerns.	10	60	30	0	0	10	0	0	
5	My service/organisation has a clear understanding of the school's strategies for raising attainment for all.	10	40	40	0	0	20	0	0	
6	There are effective arrangements in place for jointly planning provision with the school.	10	60	20	10	0	10	0	0	
7	There are effective arrangements for jointly delivering provision with the school.	10	70	10	20	0	0	0	0	
9	Roles and responsibilities are clearly defined within the partnership.	10	30	60	0	0	10	0	0	
10	Effective arrangements are in place to evaluate the impact of our partnership working.	10	30	50	20	0	0	0	0	
11	My service/organisation is kept up to date with changes in the school which may affect the services we deliver.	10	40	40	10	0	10	0	0	
12	The school provides my service/organisation with relevant information about the needs of children and young people.	10	40	50	0	0	10	0	0	
13	Arrangements are in place to support my service/organisation to share relevant information about the progress of children and young people with the school.	10	40	40	10	0	10	0	0	
14	The school values the contribution made by my service/organisation.	10	40	40	0	0	20	0	0	
16	There are opportunities to network, share practice and participate in joint training and development with the school.	10	40	30	20	0	10	0	0	
17	My service/organisation has a clear understanding of the social, cultural and economic context of the school.	10	40	50	0	0	10	0	0	
18	Overall, partnership working with the school works well.	10	40	50	0	0	10	0	0	

06 Your Experience by Percentage Chart (Sharing)



School teachers (10)

10 Your Experience by Percentage (Sharing)										
Q No	Question	Response Count	Strongly agree %	Agree %	Disagree %	Strongly disagree %	Don't know %	N/A %	Didn't answer %	
2	I find it rewarding to be a member of staff at this school.	17	70.59	23.53	0	0	5.88	0	0	
3	I feel a valued part of the school's community.	17	58.82	35.29	0	0	5.88	0	0	
4	I am encouraged to learn and share practice with colleagues from other schools.	17	41.18	47.06	0	0	5.88	5.88	0	
5	I am given the opportunity to learn and share practice with colleagues from other schools.	17	35.29	52.94	0	0	5.88	5.88	0	
6	I have a clear understanding of the social, cultural and economic context of the school.	17	47.06	47.06	0	0	5.88	0	0	
7	I feel appropriately supported by the school to undertake my role.	17	64.71	29.41	0	0	5.88	0	0	
8	I am supported to engage in professional learning.	17	29.41	58.82	0	0	5.88	0	5.88	
9	My professional learning enables me to reflect on and improve my practice.	17	41.18	47.06	0	0	5.88	0	5.88	
10	I have regular opportunities to undertake leadership roles.	17	23.53	52.94	0	0	5.88	11.76	5.88	
11	I have opportunities to be involved in agreeing priorities for the school.	17	41.18	41.18	5.88	0	0	5.88	5.88	
12	I am actively involved in the school's ongoing self-evaluation.	17	29.41	47.06	0	0	5.88	11.76	5.88	
13	GTCS standards are used to support professional dialogue.	17	11.76	64.71	0	0	5.88	11.76	5.88	
14	I use information, including data, effectively to identify and reduce inequalities in children's and young people's outcomes.	17	29.41	52.94	0	0	5.88	5.88	5.88	
15	I understand how to apply the school's procedures relating to child protection and safeguarding.	17	82.35	11.76	0	0	5.88	0	0	
16	The school's vision and values underpins my work.	17	52.94	41.18	0	0	5.88	0	0	

17	Staff treat all children and young people fairly and with respect.	17	76.47	17.65	0	0	5.88	0	0
18	Colleagues treat each other with respect.	17	64.71	29.41	0	0	5.88	0	0
19	Children and young people are encouraged and supported to treat others with respect.	17	82.35	11.76	0	0	5.88	0	0
20	Children and young people are well behaved.	17	35.29	58.82	0	0	5.88	0	0
21	The school deals effectively with any bullying.	17	64.71	29.41	0	0	5.88	0	0
22	I am provided with feedback when I report an incident.	17	52.94	41.18	0	0	5.88	0	0
23	Staff at all levels within the school communicate effectively with each other.	17	41.18	52.94	0	0	5.88	0	0
24	The school's arrangements for engaging parents in their child's learning are effective.	17	35.29	52.94	0	0	11.76	0	0
25	The school is well led and managed.	17	88.24	5.88	0	0	5.88	0	0
26	Collaborative working across the school is effective in taking forward improvement.	17	47.06	41.18	0	0	11.76	0	0
27	Children and young people are engaged in their learning.	17	23.53	70.59	0	0	5.88	0	0
28	I give children and young people regular feedback which helps them to progress.	17	23.53	70.59	0	0	5.88	0	0
29	Children and young people are provided with experiences which meet their learning needs.	17	47.06	47.06	0	0	5.88	0	0
30	Children and young people are involved in talking about and planning their learning.	17	0	94.12	0	0	5.88	0	0
31	Children and young people are involved in setting their learning targets.	17	0	82.35	17.65	0	0	0	0
32	Children and young people have the opportunity to lead their learning.	17	5.88	88.24	0	0	5.88	0	0
33	I receive appropriate support for planning, preparation and assessment.	17	35.29	41.18	0	0	5.88	11.76	5.88
34	The school has effective strategies to support children and young people with their learning, including those requiring additional support.	17	41.18	41.18	5.88	0	5.88	0	5.88
35	Staff have a shared understanding of their 'responsibility of all' in literacy and numeracy and health and wellbeing.	17	35.29	52.94	0	0	5.88	0	5.88

36	Moderation activities are helping me to make sound professional judgements.	17	5.88	52.94	0	0	11.76	17.65	11.76
37	I have regular opportunities to help shape the curriculum through discussions with colleagues, parents and partners.	17	5.88	64.71	0	0	5.88	11.76	11.76
38	I am aware of and involved in the school's strategies for raising attainment for all.	17	23.53	58.82	0	0	5.88	5.88	5.88

