

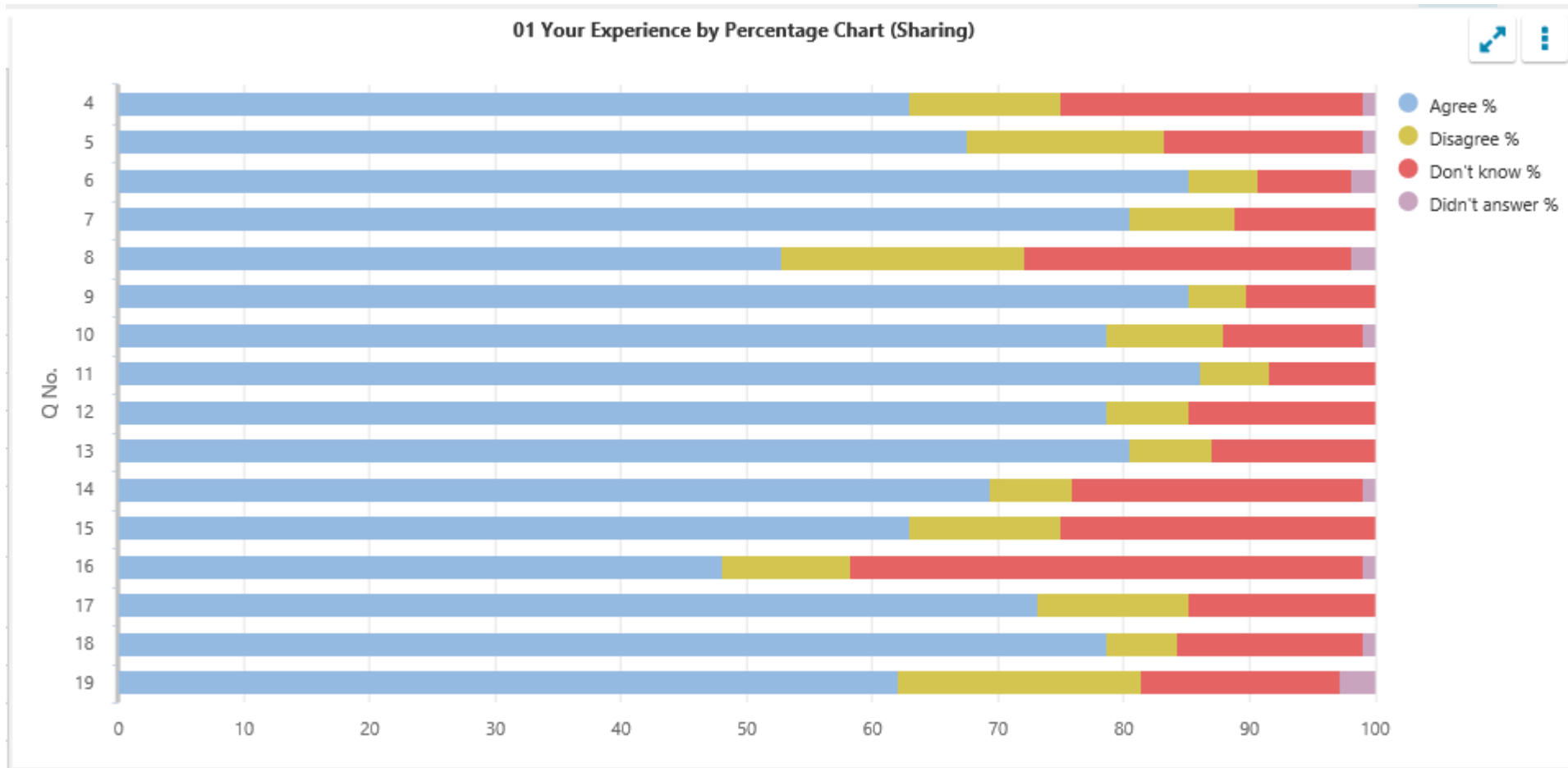
Southwood Primary School and Nursery Class

Pre-inspection questionnaire summary report

Inspection week: 16 September 2019

Children in primary stages (01)

01 Your Experience by Percentage (Sharing)						
Q No.	Question	Response Count	Agree %	Disagree %	Don't know %	Didn't answer %
4	I feel safe when I am at school.	108	62.96	12.04	24.07	0.93
5	My school helps me to feel safe.	108	67.59	15.74	15.74	0.93
6	I have someone in my school I can speak to if I am upset or worried about something.	108	85.19	5.56	7.41	1.85
7	Staff treat me fairly and with respect.	108	80.56	8.33	11.11	0
8	Other children treat me fairly and with respect.	108	52.78	19.44	25.93	1.85
9	My school helps me to understand and respect other people.	108	85.19	4.63	10.19	0
10	My school is helping me to become confident.	108	78.7	9.26	11.11	0.93
11	My school teaches me how to lead a healthy lifestyle.	108	86.11	5.56	8.33	0
12	There are lots of chances at my school for me to get regular exercise.	108	78.7	6.48	14.81	0
13	My school offers me the opportunity to take part in activities in school beyond the classroom and timetabled day.	108	80.56	6.48	12.96	0
14	I have the opportunity to discuss my achievements outwith school with an adult in school who knows me well.	108	69.44	6.48	23.15	0.93
15	My school listens to my views.	108	62.96	12.04	25	0
16	My school takes my views into account.	108	48.15	10.19	40.74	0.93
17	I feel comfortable approaching staff with questions or suggestions.	108	73.15	12.04	14.81	0
18	Staff help me to understand how I am progressing in my school work.	108	78.7	5.56	14.81	0.93
19	My homework helps me to understand and improve my work in school.	108	62.04	19.44	15.74	2.78

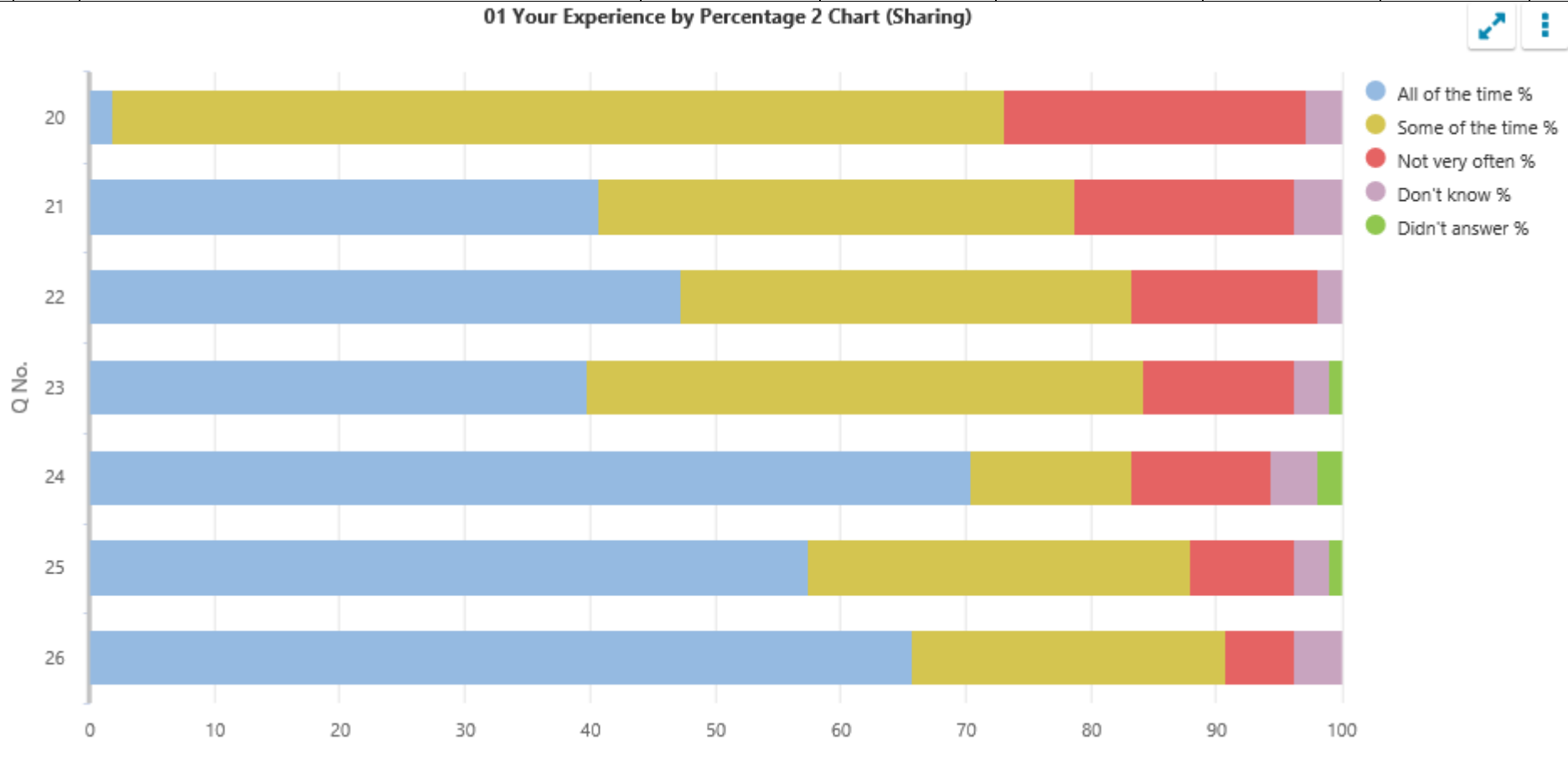


01 Your Experience by Percentage 2 (Sharing)

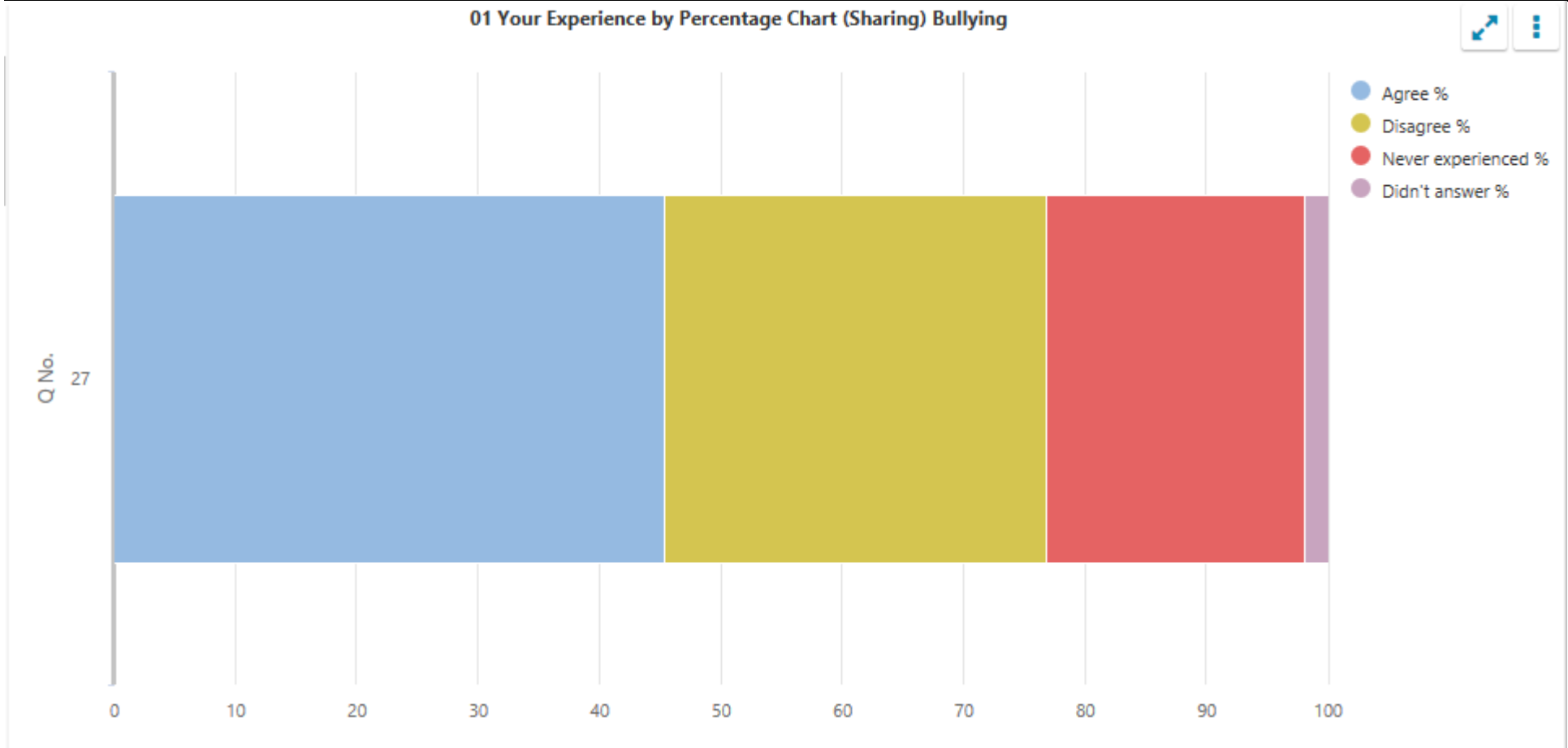
Q No.	Question	Response Count	All of the time %	Some of the time %	Not very often %	Don't know %	Didn't answer %
20	Other children behave well.	108	1.85	71.3	24.07	2.78	0

21	My teachers ask me about what things I want to learn in school.	108	40.74	37.96	17.59	3.7	0
22	I enjoy learning at school.	108	47.22	36.11	14.81	1.85	0
23	I feel that my work in school is hard enough.	108	39.81	44.44	12.04	2.78	0.93
24	I know who to ask to get help if I find my work too hard.	108	70.37	12.96	11.11	3.7	1.85
25	I am encouraged by staff to do the best I can.	108	57.41	30.56	8.33	2.78	0.93
26	I am happy with the quality of teaching in my school.	108	65.74	25	5.56	3.7	0

01 Your Experience by Percentage 2 Chart (Sharing)

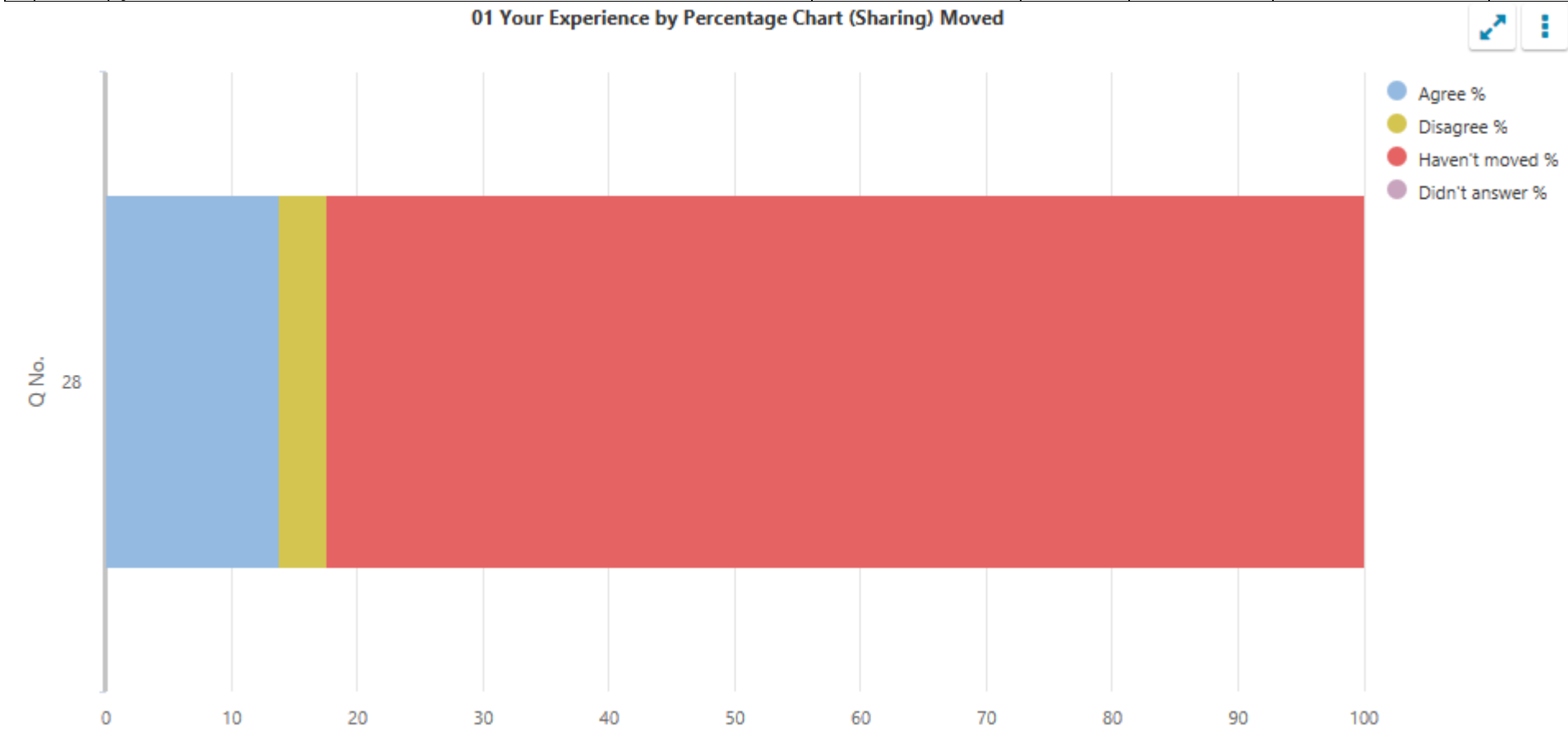


01 Your Experience by Percentage (Sharing) Bullying						
Q No.	Question	Response Count	Agree %	Disagree %	Never experienced %	Didn't answer %
27	My school deals well with any bullying.	108	45.37	31.48	21.3	1.85



01 Your Experience by Percentage (Sharing) Moved						
Q No.	Question	Response Count	Agree %	Disagree %	Haven't moved %	Didn't answer %
28	I was well supported if I moved to a new school within the last year.	108	13.89	3.7	82.41	0

01 Your Experience by Percentage Chart (Sharing) Moved

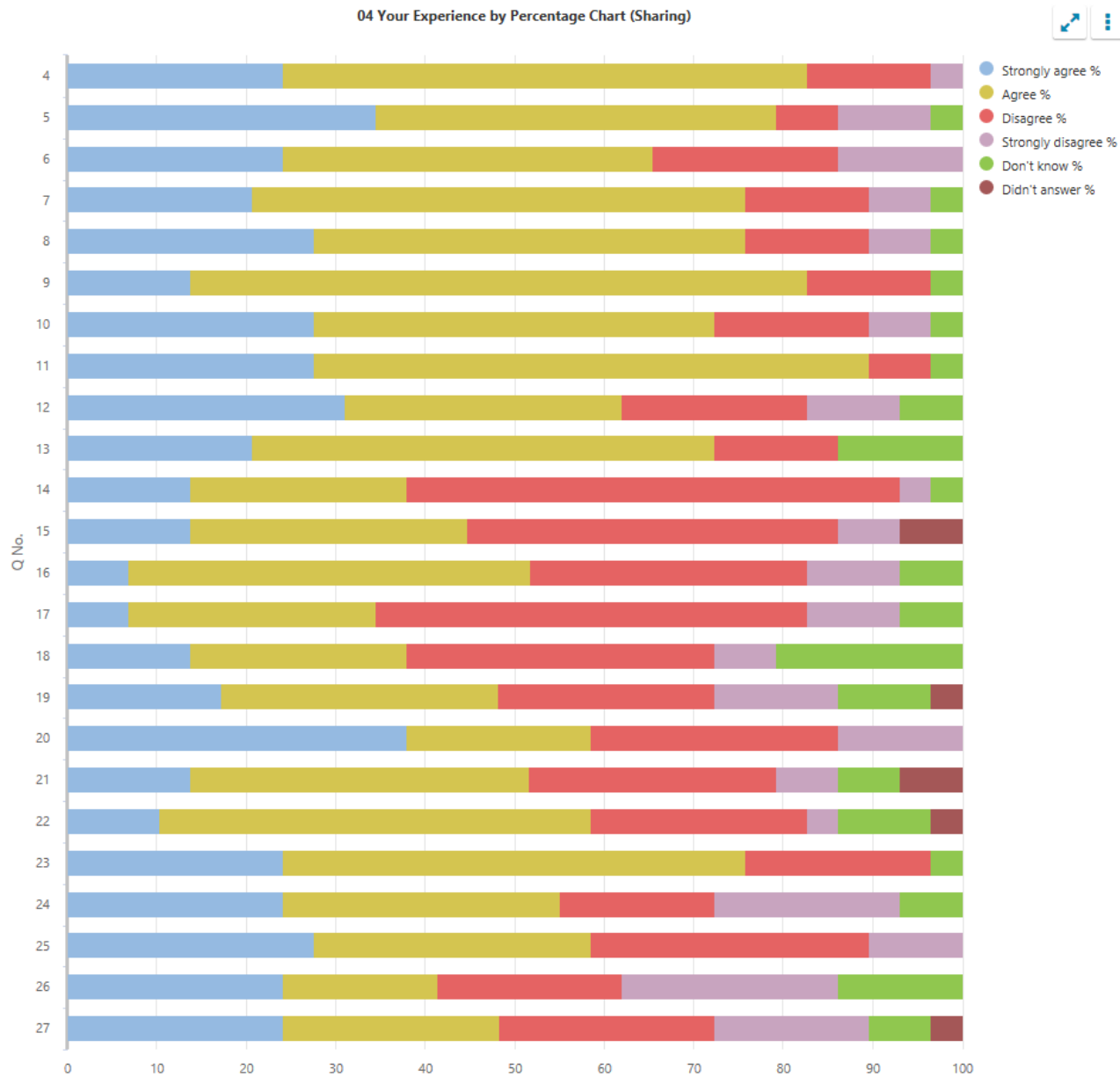


Parents/carers of children in primary stages (04)

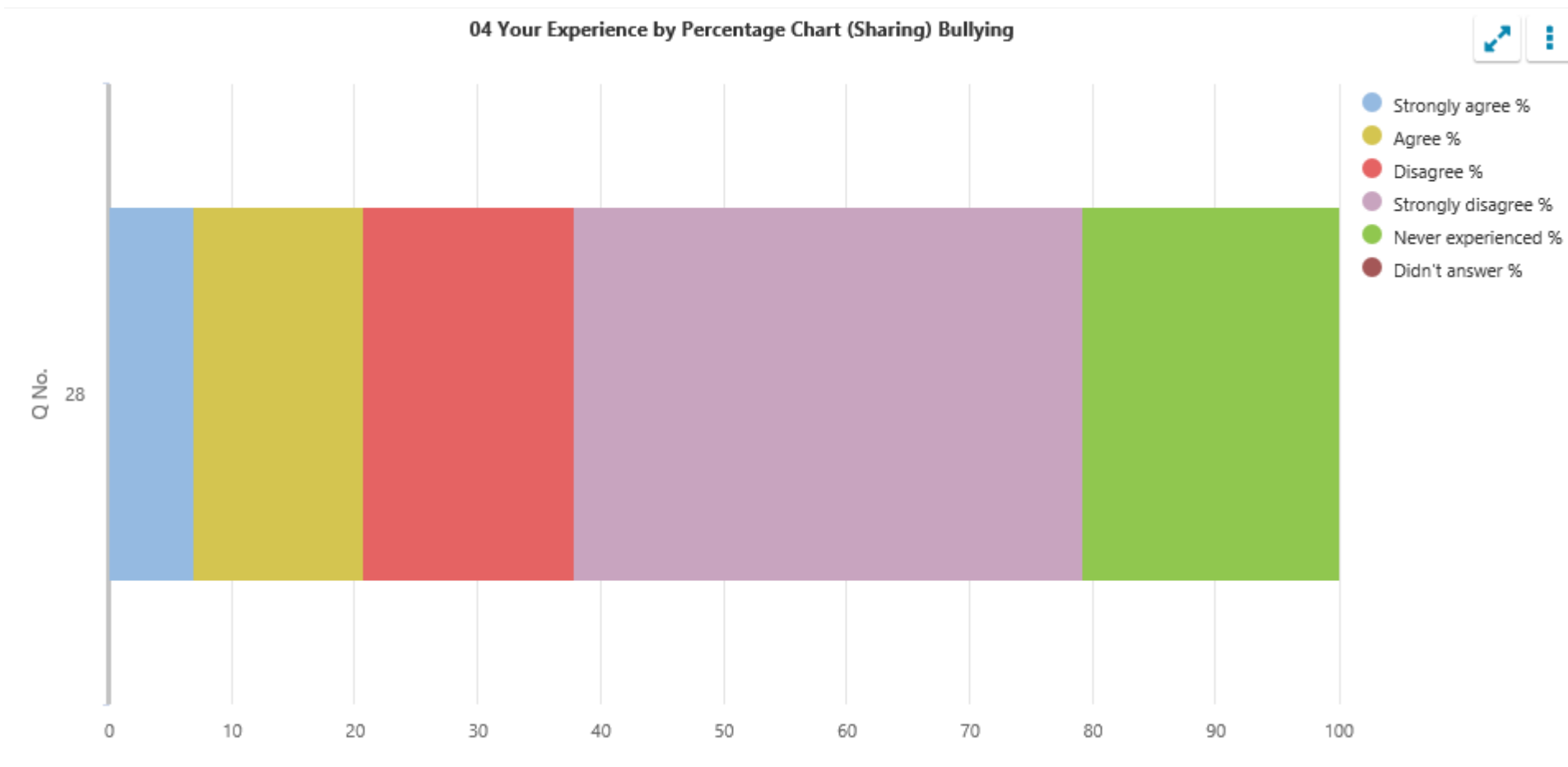
04 Your Experience by Percentage (Sharing)									
Q No.	Question	Response Count	Strongly agree %	Agree %	Disagree %	Strongly disagree %	Don't know %	Didn't answer %	
4	My child likes being at this school.	29	24.14	58.62	13.79	3.45	0	0	
5	Staff treat my child fairly and with respect.	29	34.48	44.83	6.9	10.34	3.45	0	
6	I feel that my child is safe at the school.	29	24.14	41.38	20.69	13.79	0	0	
7	The school helps my child to feel confident.	29	20.69	55.17	13.79	6.9	3.45	0	
8	I feel staff really know my child as an individual.	29	27.59	48.28	13.79	6.9	3.45	0	
9	My child finds their learning activities hard enough.	29	13.79	68.97	13.79	0	3.45	0	
10	My child receives the help he/she needs to do well.	29	27.59	44.83	17.24	6.9	3.45	0	
11	My child is encouraged by the school to be healthy and take regular exercise.	29	27.59	62.07	6.9	0	3.45	0	
12	The school supports my child's emotional wellbeing.	29	31.03	31.03	20.69	10.34	6.9	0	
13	My child is making good progress at the school.	29	20.69	51.72	13.79	0	13.79	0	
14	I receive helpful, regular feedback about how my child is learning and developing e.g. informal feedback, reports and learning profiles.	29	13.79	24.14	55.17	3.45	3.45	0	
15	The information I receive about how my child is doing reaches me at the right time.	29	13.79	31.03	41.38	6.9	0	6.9	
16	I understand how my child's progress is assessed.	29	6.9	44.83	31.03	10.34	6.9	0	
17	The school gives me advice on how to support my child's learning at home.	29	6.9	27.59	48.28	10.34	6.9	0	
18	The school organises activities where my child and I can learn together.	29	13.79	24.14	34.48	6.9	20.69	0	
19	The school takes my views into account when making changes.	29	17.24	31.03	24.14	13.79	10.34	3.45	
20	I feel comfortable approaching the school with questions, suggestions and/or a problem.	29	37.93	20.69	27.59	13.79	0	0	

21	I feel encouraged to be involved in the work of the Parent Council and/or parent association.	29	13.79	37.93	27.59	6.9	6.9	6.9
22	I am kept informed about the work of the Parent Council and/or parent association.	29	10.34	48.28	24.14	3.45	10.34	3.45
23	I am satisfied with the quality of teaching in the school.	29	24.14	51.72	20.69	0	3.45	0
24	The school is well led and managed.	29	24.14	31.03	17.24	20.69	6.9	0
25	The school encourages children to treat others with respect.	29	27.59	31.03	31.03	10.34	0	0
26	I would recommend the school to other parents.	29	24.14	17.24	20.69	24.14	13.79	0
27	Overall, I am satisfied with the school.	29	24.14	24.14	24.14	17.24	6.9	3.45

04 Your Experience by Percentage Chart (Sharing)



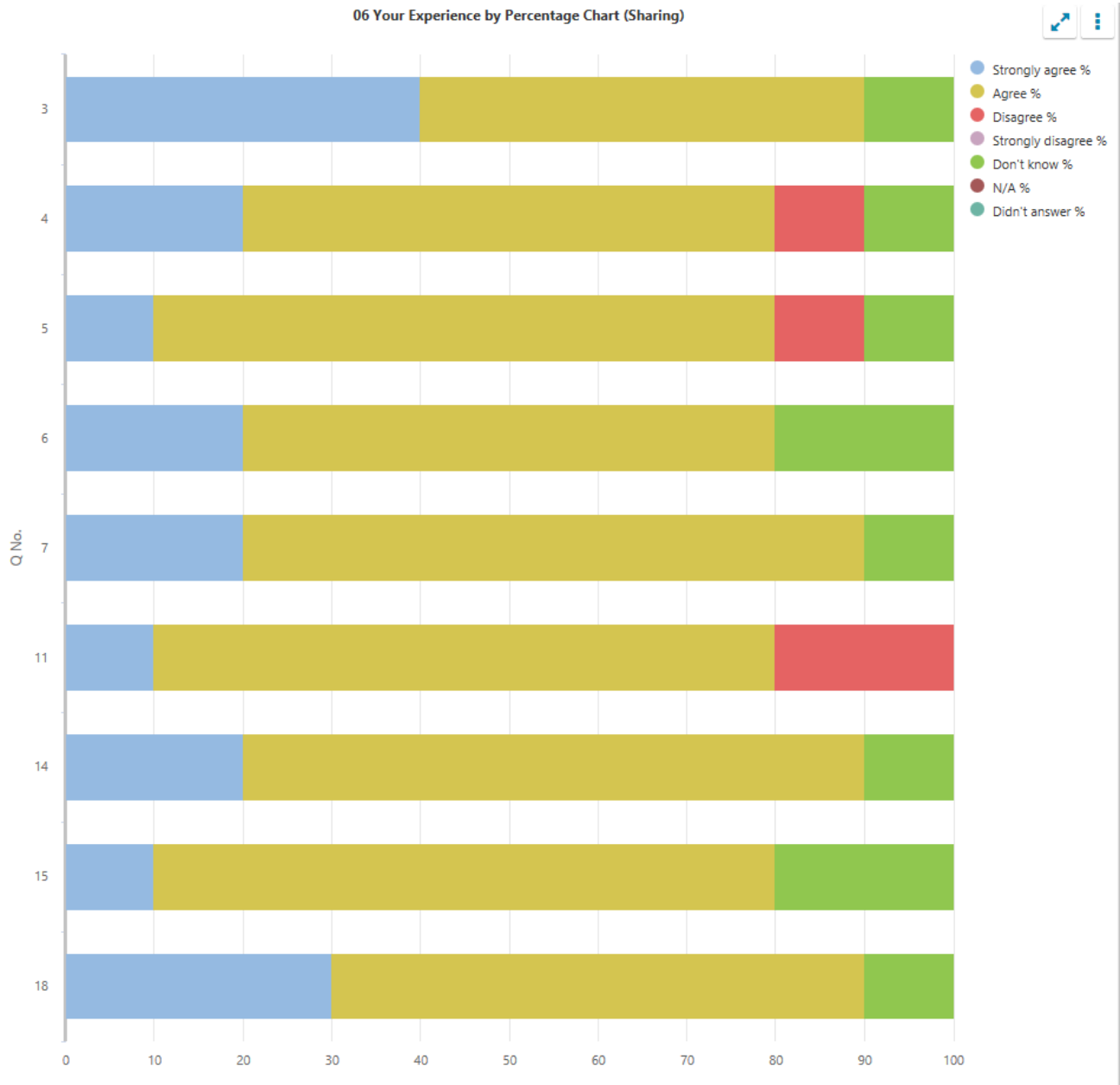
04 Your Experience by Percentage (Sharing) Bullying									
Q No.	Question	Response Count	Strongly agree %	Agree %	Disagree %	Strongly disagree %	Never experienced %	Didn't answer %	
28	The school deals well with any bullying.	29	6.9	13.79	17.24	41.38	20.69	0	



Partners with the school (06)

06 Your Experience by Percentage (Sharing)										
Q No.	Question	Response Count	Strongly agree %	Agree %	Disagree %	Strongly disagree %	Don't know %	N/A %	Didn't answer %	
3	My service/organisation works in partnership with the school on a regular basis.	10	40	50	0	0	10	0	0	
4	We are aware of the school's procedures for reporting child protection and safeguarding concerns.	10	20	60	10	0	10	0	0	
5	My service/organisation has a clear understanding of the school's strategies for raising attainment for all.	10	10	70	10	0	10	0	0	
6	There are effective arrangements in place for jointly planning provision with the school.	10	20	60	0	0	20	0	0	
7	There are effective arrangements for jointly delivering provision with the school.	10	20	70	0	0	10	0	0	
11	My service/organisation is kept up to date with changes in the school which may affect the services we deliver.	10	10	70	20	0	0	0	0	
14	The school values the contribution made by my service/organisation.	10	20	70	0	0	10	0	0	
15	The school actively promotes my service/organisation to potential users, as appropriate.	10	10	70	0	0	20	0	0	
18	Overall, partnership working with the school works well.	10	30	60	0	0	10	0	0	

06 Your Experience by Percentage Chart (Sharing)



School teachers (10)

10 Your Experience by Percentage (Sharing)										
Q No.	Question	Response Count	Strongly agree %	Agree %	Disagree %	Strongly disagree %	Don't know %	N/A %	Didn't answer %	
2	I find it rewarding to be a member of staff at this school.	224	61.61	29.46	0.45	0	6.7	0.45	1.34	
3	I feel a valued part of the school's community.	224	59.38	30.8	2.68	0	4.91	0.89	1.34	
4	I am encouraged to learn and share practice with colleagues from other schools.	224	35.27	46.43	5.8	0.89	7.14	2.23	2.23	
5	I am given the opportunity to learn and share practice with colleagues from other schools.	224	28.57	51.79	6.25	1.34	6.7	4.46	0.89	
6	I have a clear understanding of the social, cultural and economic context of the school.	224	68.3	23.66	0	0	6.25	0.45	1.34	
7	I feel appropriately supported by the school to undertake my role.	224	50.89	37.95	3.13	0.89	5.36	0.45	1.34	
8	I am supported to engage in professional learning.	224	54.46	35.27	1.34	0	6.25	0.89	1.79	
9	My professional learning enables me to reflect on and improve my practice.	224	58.93	32.14	0	0	6.25	0.45	2.23	
10	I have regular opportunities to undertake leadership roles.	202	41.09	40.59	3.47	0.5	4.95	7.43	1.98	
11	I have opportunities to be involved in agreeing priorities for the school.	224	42.41	40.63	4.02	0	4.91	5.36	2.68	
12	I am actively involved in the school's ongoing self-evaluation.	213	46.01	39.91	2.35	0.47	5.16	3.29	2.82	
13	GTCS standards are used to support professional dialogue.	224	33.93	52.23	2.68	0	6.25	3.13	1.79	
14	I use information, including data, effectively to identify and reduce inequalities in children's and young people's outcomes.	224	47.32	42.86	0.45	0	7.14	0.45	1.79	
15	I understand how to apply the school's procedures relating to child protection and safeguarding.	224	76.79	14.73	0	0.45	6.25	0	1.79	
16	The school's vision and values underpins my work.	224	64.29	26.79	0.89	0	6.25	0.45	1.34	
17	Staff treat all children and young people fairly and with respect.	224	76.34	15.18	0	0.45	6.25	0	1.79	

18	Colleagues treat each other with respect.	224	67.86	23.21	0.45	0.45	5.8	0.45	1.79
19	Children and young people are encouraged and supported to treat others with respect.	224	81.25	10.27	0	0	6.25	0	2.23
20	Children and young people are well behaved.	209	31.1	59.33	0.96	0	6.22	1.44	0.96
21	The school deals effectively with any bullying.	224	46.88	39.73	1.79	0	9.38	0.89	1.34
22	I am provided with feedback when I report an incident.	212	34.43	48.58	5.19	0	5.66	5.19	0.94
23	Staff at all levels within the school communicate effectively with each other.	224	33.04	47.32	10.27	0.89	7.59	0	0.89
24	The school's arrangements for engaging parents in their child's learning are effective.	224	46.43	40.63	1.79	0	8.04	2.23	0.89
25	The school is well led and managed.	224	50.45	33.93	5.36	1.34	6.25	0.89	1.79
26	Collaborative working across the school is effective in taking forward improvement.	224	41.52	43.75	2.68	0	9.82	0.89	1.34
27	Children and young people are engaged in their learning.	224	47.77	44.2	0	0	6.7	0.45	0.89
28	I give children and young people regular feedback which helps them to progress.	224	64.29	28.13	0	0	6.25	0.45	0.89
29	Children and young people are provided with experiences which meet their learning needs.	224	57.59	33.93	0.45	0	6.25	0.45	1.34
30	Children and young people are involved in talking about and planning their learning.	224	36.16	53.57	1.79	0	6.7	0.89	0.89
31	Children and young people are involved in setting their learning targets.	224	38.84	49.55	3.57	0	5.36	1.34	1.34
32	Children and young people have the opportunity to lead their learning.	224	28.57	60.27	2.23	0.45	6.25	1.34	0.89
33	I receive appropriate support for planning, preparation and assessment.	224	39.29	44.64	5.36	0.89	5.8	2.68	1.34
34	The school has effective strategies to support children and young people with their learning, including those requiring additional support.	224	46.43	42.41	2.68	0	6.7	0.45	1.34
35	Staff have a shared understanding of their 'responsibility of all' in literacy and numeracy and health and wellbeing.	224	55.36	33.04	1.79	0	7.59	0.45	1.79
36	Moderation activities are helping me to make sound professional judgements.	202	36.14	45.54	1.98	0.5	7.43	6.44	1.98

37	I have regular opportunities to help shape the curriculum through discussions with colleagues, parents and partners.	224	34.82	49.55	3.57	0	6.7	3.57	1.79
38	I am aware of and involved in the school's strategies for raising attainment for all.	224	49.55	39.73	1.34	0	7.14	0.89	1.34

10 Your Experience by Percentage Chart (Sharing)

