

# Greyfriars RC Primary School

## Pre-inspection questionnaire summary report Inspection week: 7 November 2022

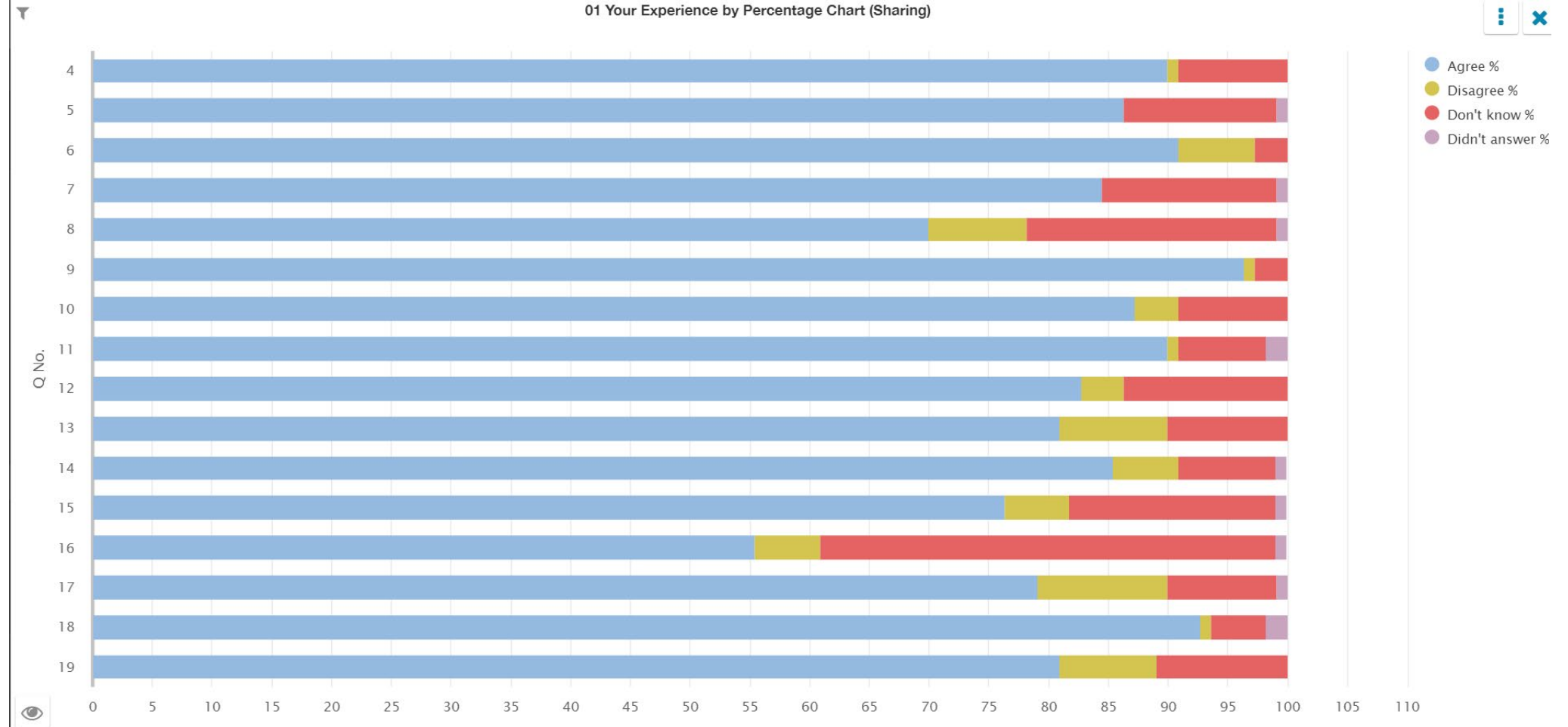
## Questionnaire for children in primary stages (01)

## 01 Your experience by percentage (sharing)

Q No.	Question	Response Count	Agree %	Disagree %	Don't know %	Didn't answer %
4	I feel safe when I am at school.	110	90	0.91	9.09	0.00
5	My school helps me to feel safe.	110	86.36	0.00	12.73	0.91
6	I have someone in my school I can speak to if I am upset or worried about something.	110	90.91	6.36	2.73	0.00
7	Staff treat me fairly and with respect.	110	84.55	0.00	14.55	0.91
8	Other children treat me fairly and with respect.	110	70	8.18	20.91	0.91
9	My school helps me to understand and respect other people.	110	96.36	0.91	2.73	0.00
10	My school is helping me to become confident.	110	87.27	3.64	9.09	0.00
11	My school teaches me how to lead a healthy lifestyle.	110	90	0.91	7.27	1.82
12	There are lots of chances at my school for me to get regular exercise.	110	82.73	3.64	13.64	0.00
13	My school offers me the opportunity to take part in activities in school beyond the classroom and timetabled day.	110	80.91	9.09	10	0.00
14	I have the opportunity to discuss my achievements outwith school with an adult in school who knows me well.	110	85.45	5.45	8.18	0.91
15	My school listens to my views.	110	76.36	5.45	17.27	0.91
16	My school takes my views into account.	110	55.45	5.45	38.18	0.91
17	I feel comfortable approaching staff with questions or suggestions.	110	79.09	10.91	9.09	0.91
18	Staff help me to understand how I am progressing in my school work.	110	92.73	0.91	4.55	1.82
19	My homework helps me to understand and improve my work in school.	110	80.91	8.18	10.91	0.00

01 Your experience by percentage chart (sharing)

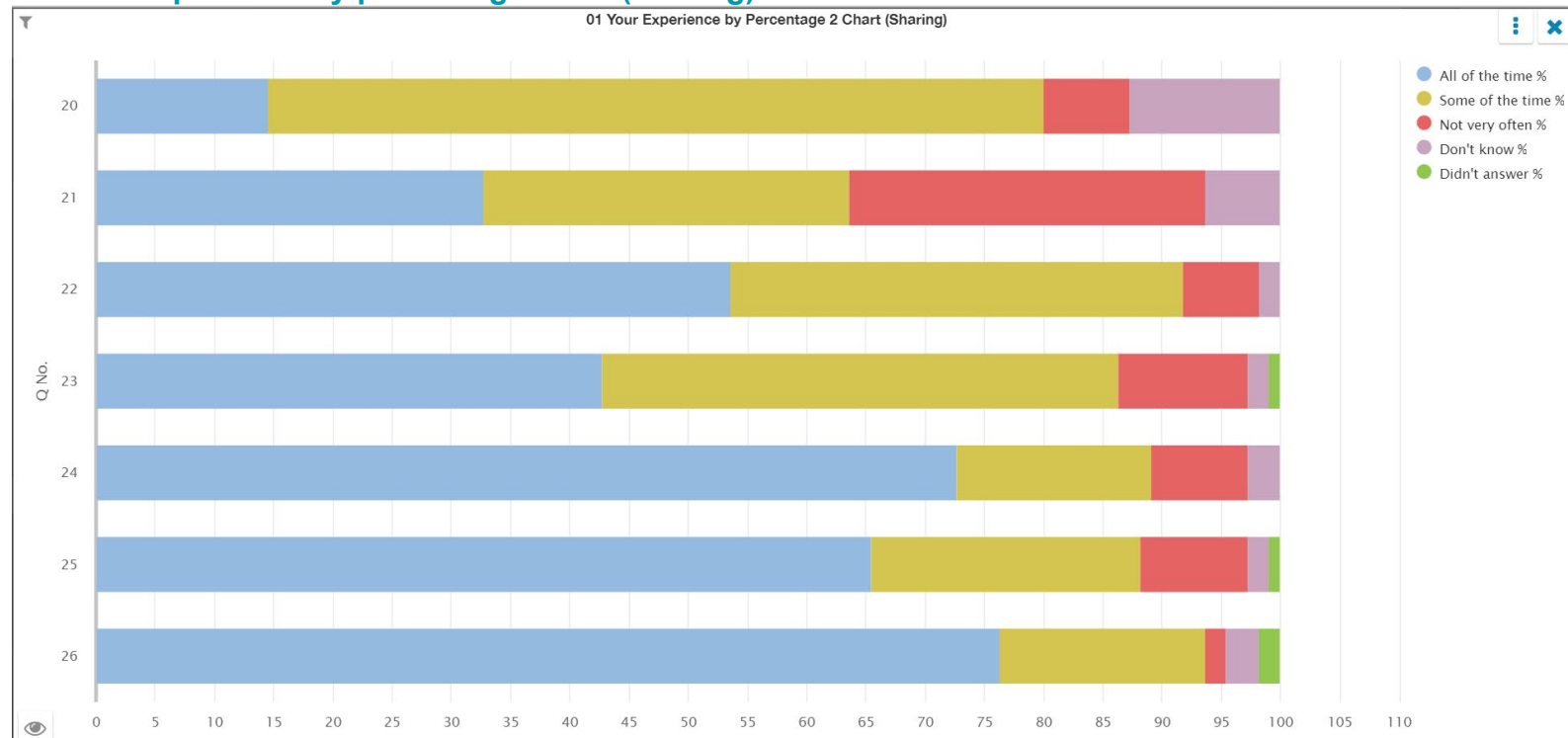
01 Your Experience by Percentage Chart (Sharing)



01 Your experience by percentage 2 (sharing)

Q No.	Question	Response Count	All of the time %	Some of the time %	Not very often %	Don't know %	Didn't answer %
20	Other children behave well.	110	14.55	65.45	7.27	12.73	0.00
21	My teachers ask me about what things I want to learn in school.	110	32.73	30.91	30	6.36	0.00
22	I enjoy learning at school.	110	53.64	38.18	6.36	1.82	0.00
23	I feel that my work in school is hard enough.	110	42.73	43.64	10.91	1.82	0.91
24	I know who to ask to get help if I find my work too hard.	110	72.73	16.36	8.18	2.73	0.00
25	I am encouraged by staff to do the best I can.	110	65.45	22.73	9.09	1.82	0.91
26	I am happy with the quality of teaching in my school.	110	76.36	17.27	1.82	2.73	1.82

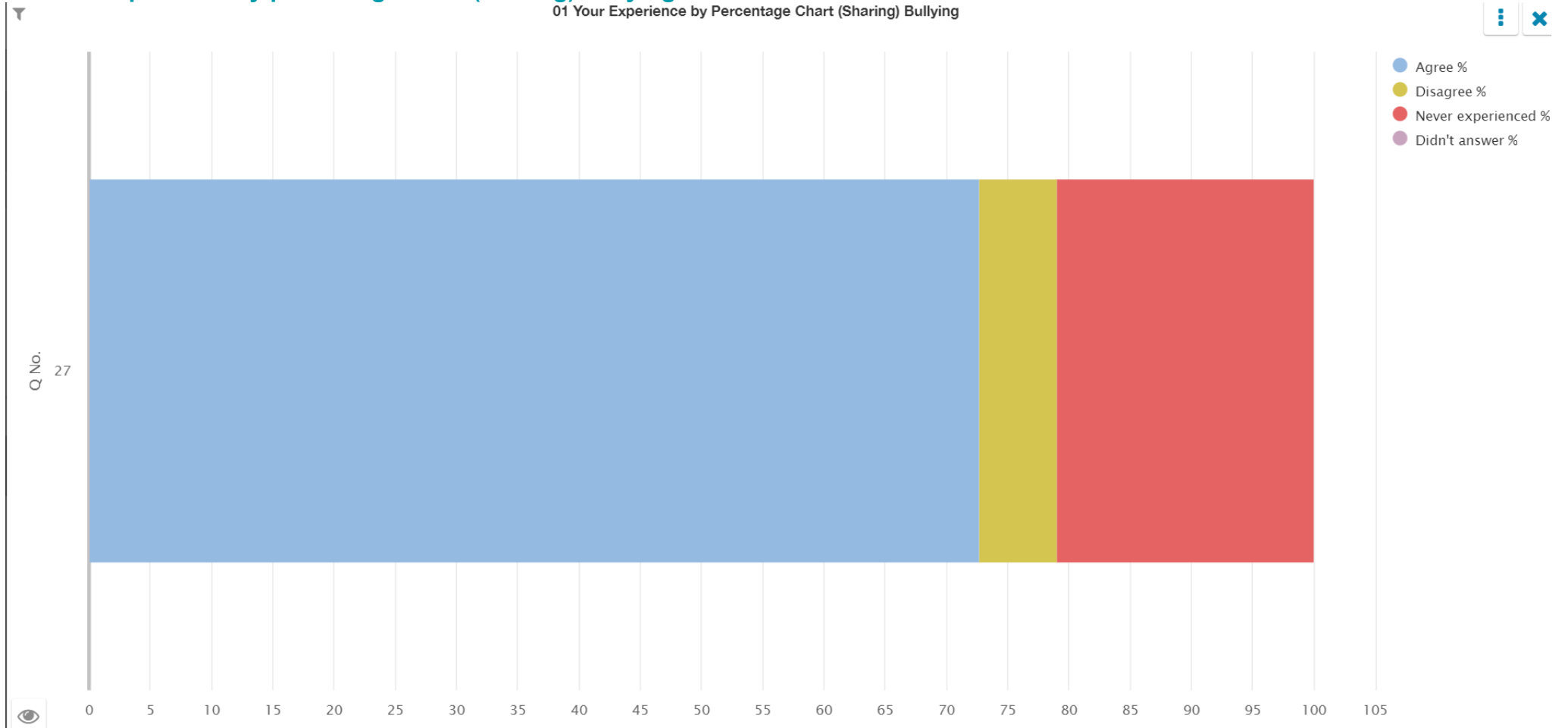
01 Your experience by percentage chart (sharing)



01 Your experience by percentage (sharing) bullying

Q No.	Question	Response Count	Agree %	Disagree %	Never experienced %	Didn't answer %
27	My school deals well with any bullying.	110	72.73	6.36	20.91	0.00

01 Your experience by percentage chart (sharing) bullying



## Questionnaire for parents/carers of children in primary stages (04)

### 04 Your experience by percentage (sharing)

Q No.	Question	Response Count	Strongly agree %	Agree %	Disagree %	Strongly disagree %	Don't know %	Didn't answer %
4	My child likes being at this school.	34	55.88	38.24	0.00	2.94	2.94	0.00
5	Staff treat my child fairly and with respect.	34	52.94	38.24	0.00	0.00	8.82	0.00
6	I feel that my child is safe at the school.	34	64.71	32.35	0.00	0.00	2.94	0.00
7	The school helps my child to feel confident.	34	44.12	44.12	0.00	0.00	8.82	2.94
8	I feel staff really know my child as an individual.	34	41.18	44.12	2.94	0.00	11.76	0.00
9	My child finds their learning activities hard enough.	34	26.47	44.12	20.59	0.00	5.88	2.94
10	My child receives the help he/she needs to do well.	34	26.47	52.94	11.76	0.00	8.82	0.00
11	My child is encouraged by the school to be healthy and take regular exercise.	34	32.35	52.94	8.82	0.00	5.88	0.00
12	The school supports my child's emotional wellbeing.	34	26.47	58.82	2.94	0.00	11.76	0.00
13	My child is making good progress at the school.	34	32.35	55.88	8.82	0.00	2.94	0.00
14	I receive helpful, regular feedback about how my child is learning and developing e.g. informal feedback, reports and learning profiles.	34	17.65	35.29	38.24	5.88	2.94	0.00
15	The information I receive about how my child is doing reaches me at the right time.	34	14.71	35.29	32.35	5.88	8.82	2.94
16	I understand how my child's progress is assessed.	34	20.59	38.24	29.41	5.88	5.88	0.00
17	The school gives me advice on how to support my child's learning at home.	34	14.71	23.53	52.94	2.94	5.88	0.00
18	The school organises activities where my child and I can learn together.	34	14.71	23.53	29.41	11.76	17.65	2.94
19	The school takes my views into account when making changes.	34	14.71	38.24	14.71	11.76	17.65	2.94
20	I feel comfortable approaching the school with questions, suggestions and/or a problem.	34	38.24	50	2.94	5.88	2.94	0.00
21	I feel encouraged to be involved in the work of the Parent Council and/or parent association.	34	35.29	44.12	2.94	2.94	14.71	0.00
22	I am kept informed about the work of the Parent Council and/or parent association.	34	29.41	58.82	8.82	0.00	2.94	0.00

<b>Q No.</b>	<b>Question (cont.)</b>	<b>Response Count</b>	<b>Strongly agree %</b>	<b>Agree %</b>	<b>Disagree %</b>	<b>Strongly disagree %</b>	<b>Don't know %</b>	<b>Didn't answer %</b>
23	I am satisfied with the quality of teaching in the school.	34	35.29	52.94	5.88	0.00	5.88	0.00
24	The school is well led and managed.	34	38.24	44.12	5.88	0.00	11.76	0.00
25	The school encourages children to treat others with respect.	34	61.76	35.29	0.00	0.00	2.94	0.00
26	I would recommend the school to other parents.	34	55.88	32.35	5.88	0.00	2.94	2.94
27	Overall, I am satisfied with the school.	34	41.18	50	5.88	0.00	2.94	0.00

04 Your experience by percentage chart (sharing)

04 Your Experience by Percentage Chart (Sharing)

