

# Gartocharn Primary School

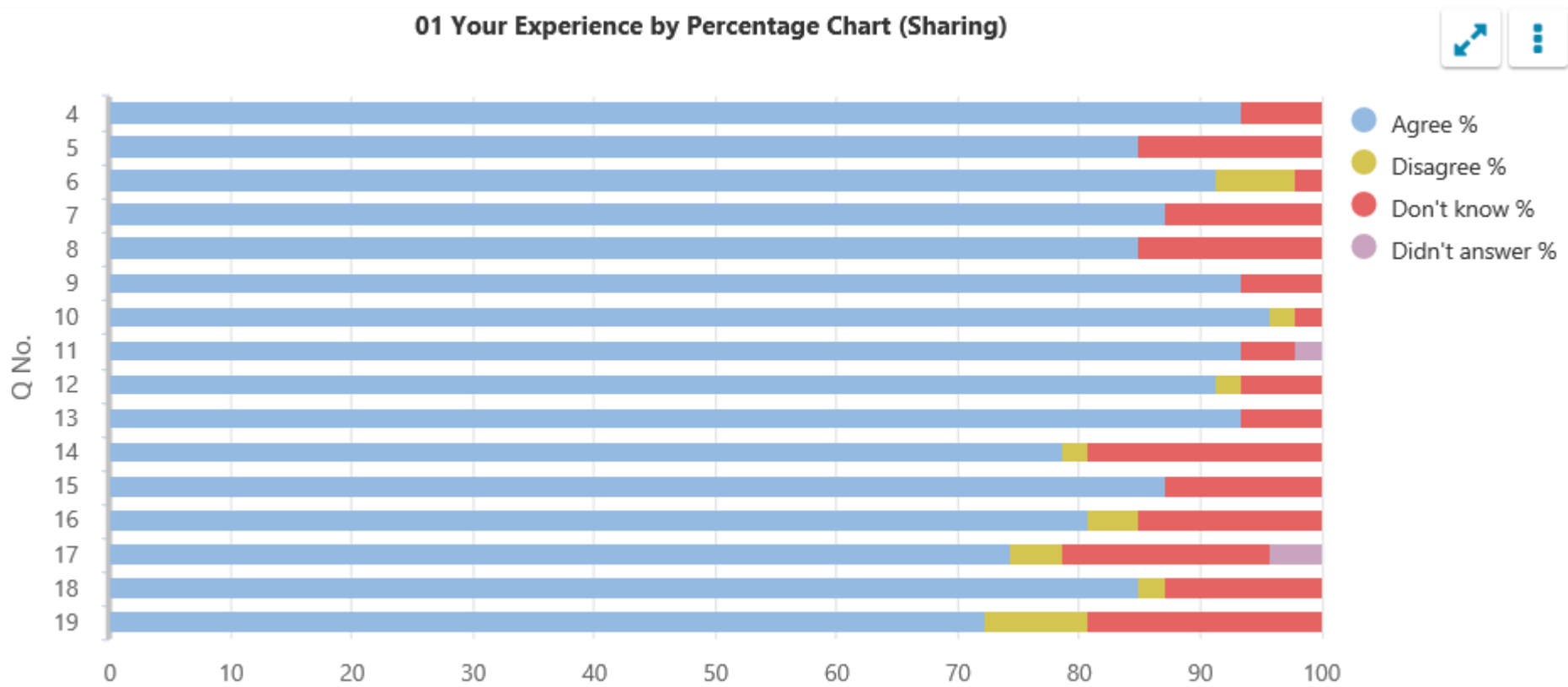
**Pre-inspection questionnaire summary report**

**Inspection week: 9 September 2019**

## Children in primary stages (01)

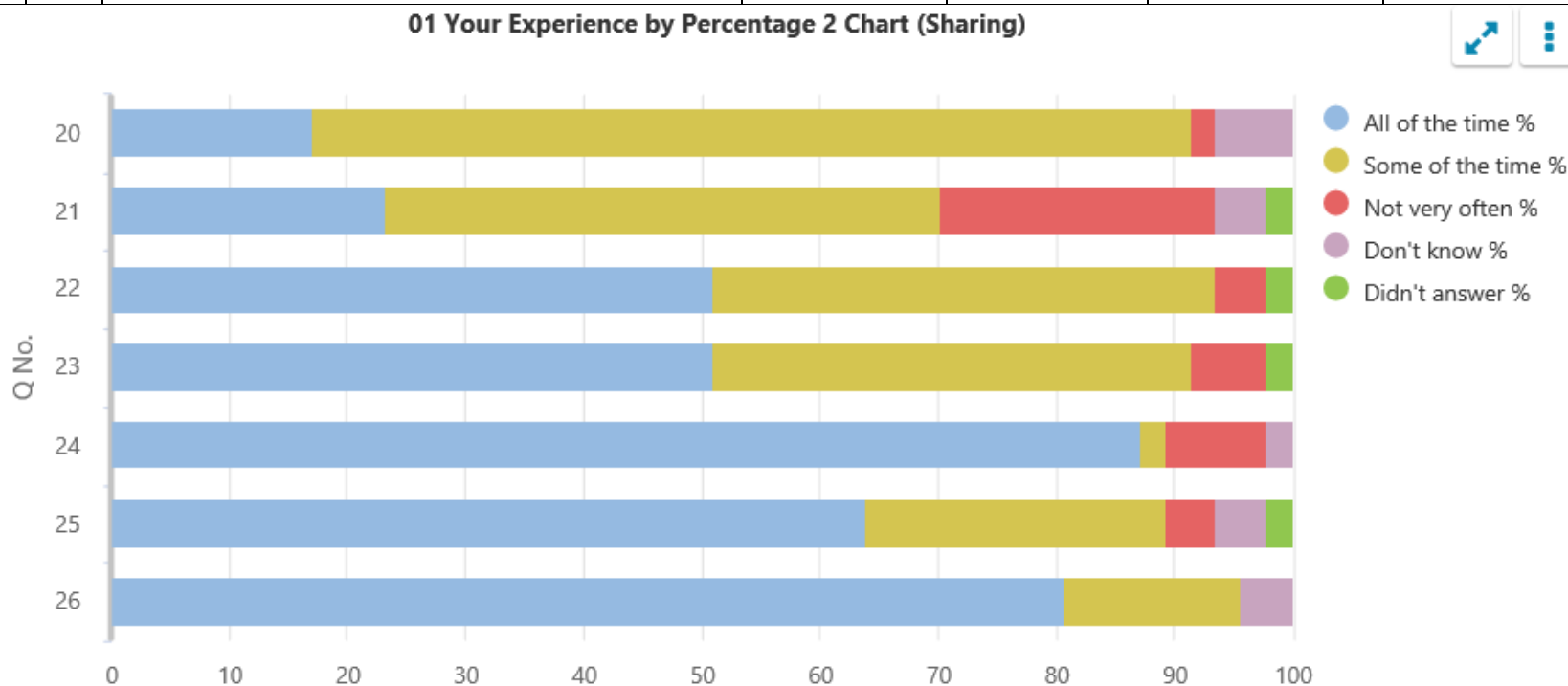
01 Your Experience by Percentage (Sharing)						
Q No.	Question	Response Count	Agree %	Disagree %	Don't know %	Didn't answer %
4	I feel safe when I am at school.	47	93.62	0	6.38	0
5	My school helps me to feel safe.	47	85.11	0	14.89	0
6	I have someone in my school I can speak to if I am upset or worried about something.	47	91.49	6.38	2.13	0
7	Staff treat me fairly and with respect.	47	87.23	0	12.77	0
8	Other children treat me fairly and with respect.	47	85.11	0	14.89	0
9	My school helps me to understand and respect other people.	47	93.62	0	6.38	0
10	My school is helping me to become confident.	47	95.74	2.13	2.13	0
11	My school teaches me how to lead a healthy lifestyle.	47	93.62	0	4.26	2.13
12	There are lots of chances at my school for me to get regular exercise.	47	91.49	2.13	6.38	0
13	My school offers me the opportunity to take part in activities in school beyond the classroom and timetabled day.	47	93.62	0	6.38	0
14	I have the opportunity to discuss my achievements outwith school with an adult in school who knows me well.	47	78.72	2.13	19.15	0
15	My school listens to my views.	47	87.23	0	12.77	0
16	My school takes my views into account.	47	80.85	4.26	14.89	0
17	I feel comfortable approaching staff with questions or suggestions.	47	74.47	4.26	17.02	4.26
18	Staff help me to understand how I am progressing in my school work.	47	85.11	2.13	12.77	0
19	My homework helps me to understand and improve my work in school.	47	72.34	8.51	19.15	0

01 Your Experience by Percentage Chart (Sharing)

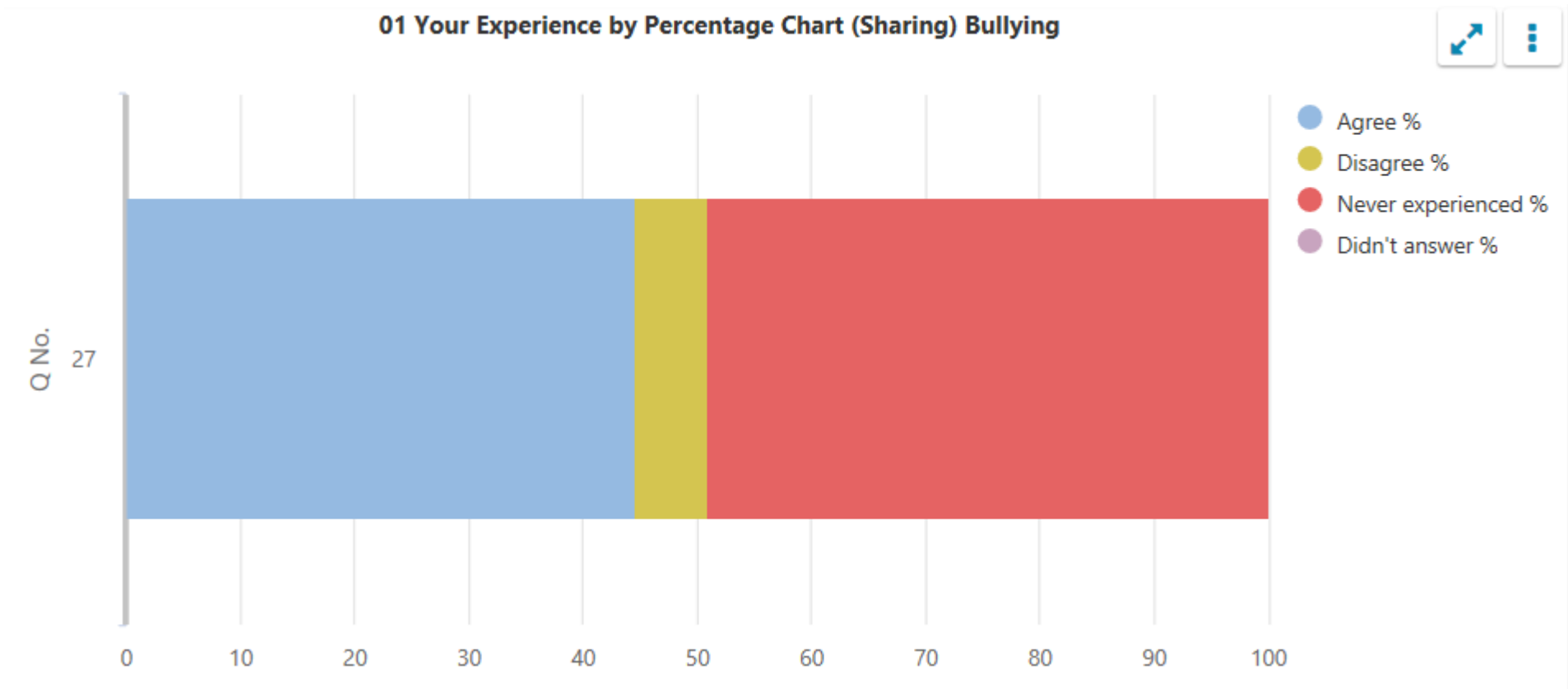


01 Your Experience by Percentage 2 (Sharing)							
Q No.	Question	Response Count	All of the time %	Some of the time %	Not very often %	Don't know %	Didn't answer %
20	Other children behave well.	47	17.02	74.47	2.13	6.38	0
21	My teachers ask me about what things I want to learn in school.	47	23.4	46.81	23.4	4.26	2.13
22	I enjoy learning at school.	47	51.06	42.55	4.26	0	2.13
23	I feel that my work in school is hard enough.	47	51.06	40.43	6.38	0	2.13
24	I know who to ask to get help if I find my work too hard.	47	87.23	2.13	8.51	2.13	0
25	I am encouraged by staff to do the best I can.	47	63.83	25.53	4.26	4.26	2.13
26	I am happy with the quality of teaching in my school.	47	80.85	14.89	0	4.26	0

01 Your Experience by Percentage 2 Chart (Sharing)



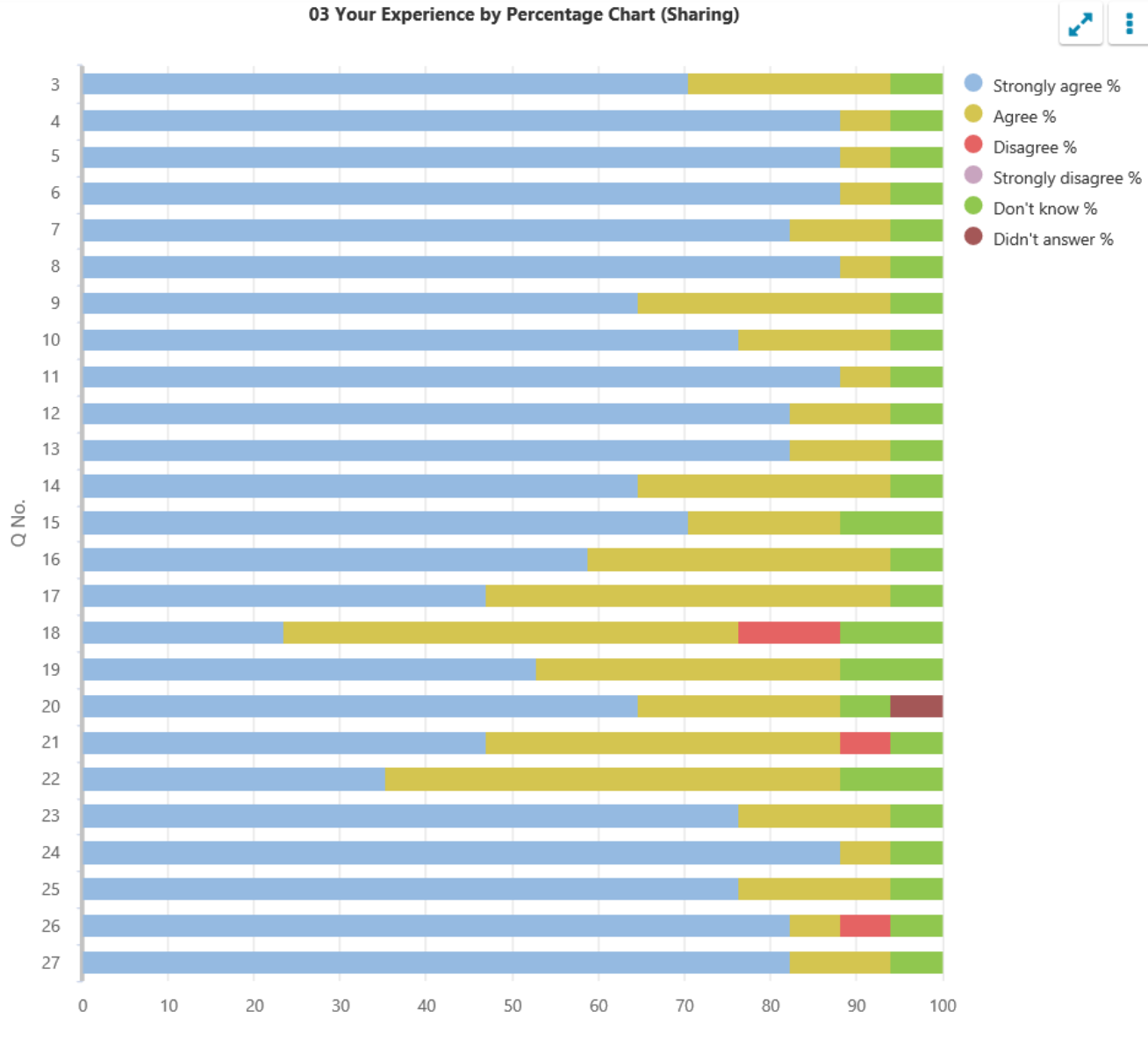
01 Your Experience by Percentage (Sharing) Bullying						
Q No.	Question	Response Count	Agree %	Disagree %	Never experienced %	Didn't answer %
27	My school deals well with any bullying.	47	44.68	6.38	48.94	0



# Parents/carers of children in the early learning and childcare setting (03)

03 Your Experience by Percentage (Sharing)									
Q No.	Question	Response Count	Strongly agree %	Agree %	Disagree %	Strongly disagree %	Don't know %	Didn't answer %	
3	My child likes being at this setting.	17	70.59	23.53	0	0	5.88	0	
4	Staff treat my child fairly and with respect.	17	88.24	5.88	0	0	5.88	0	
5	I feel that my child is safe at the setting.	17	88.24	5.88	0	0	5.88	0	
6	My child's behaviour is managed effectively.	17	88.24	5.88	0	0	5.88	0	
7	The setting helps my child to feel confident.	17	82.35	11.76	0	0	5.88	0	
8	I feel staff really know my child as an individual.	17	88.24	5.88	0	0	5.88	0	
9	The learning experiences my child has at the setting are at the right level for them.	17	64.71	29.41	0	0	5.88	0	
10	My child's learning and development is well supported by the staff in the setting.	17	76.47	17.65	0	0	5.88	0	
11	My child is encouraged to be healthy and to be physically active.	17	88.24	5.88	0	0	5.88	0	
12	The setting supports my child's emotional wellbeing.	17	82.35	11.76	0	0	5.88	0	
13	My child is making good progress at the setting.	17	82.35	11.76	0	0	5.88	0	
14	I receive helpful, regular feedback about how my child is learning and developing e.g. informal feedback, reports and learning profiles.	17	64.71	29.41	0	0	5.88	0	
15	The information I receive about how my child is learning and developing is shared with me when I request it.	17	70.59	17.65	0	0	11.76	0	
16	I understand how the setting monitors my child's progress in learning.	17	58.82	35.29	0	0	5.88	0	
17	The setting gives me ideas on how to support my child's learning at home.	17	47.06	47.06	0	0	5.88	0	

18	The setting organises activities where my child and I can learn together.	17	23.53	52.94	11.76	0	11.76	0
19	The setting takes my views into account when making changes.	17	52.94	35.29	0	0	11.76	0
20	I feel comfortable approaching the setting with questions, suggestions and/or a problem.	17	64.71	23.53	0	0	5.88	5.88
21	I feel encouraged to be involved in the work of parent groups.	17	47.06	41.18	5.88	0	5.88	0
22	I am kept informed about the work of parent groups.	17	35.29	52.94	0	0	11.76	0
23	The setting is well led and managed.	17	76.47	17.65	0	0	5.88	0
24	The setting encourages children to treat others kindly and with respect.	17	88.24	5.88	0	0	5.88	0
25	I would recommend the setting to other parents.	17	76.47	17.65	0	0	5.88	0
26	My child was well supported as they started at the setting or moved to a new room or group.	17	82.35	5.88	5.88	0	5.88	0
27	Overall, I am satisfied with the setting.	17	82.35	11.76	0	0	5.88	0



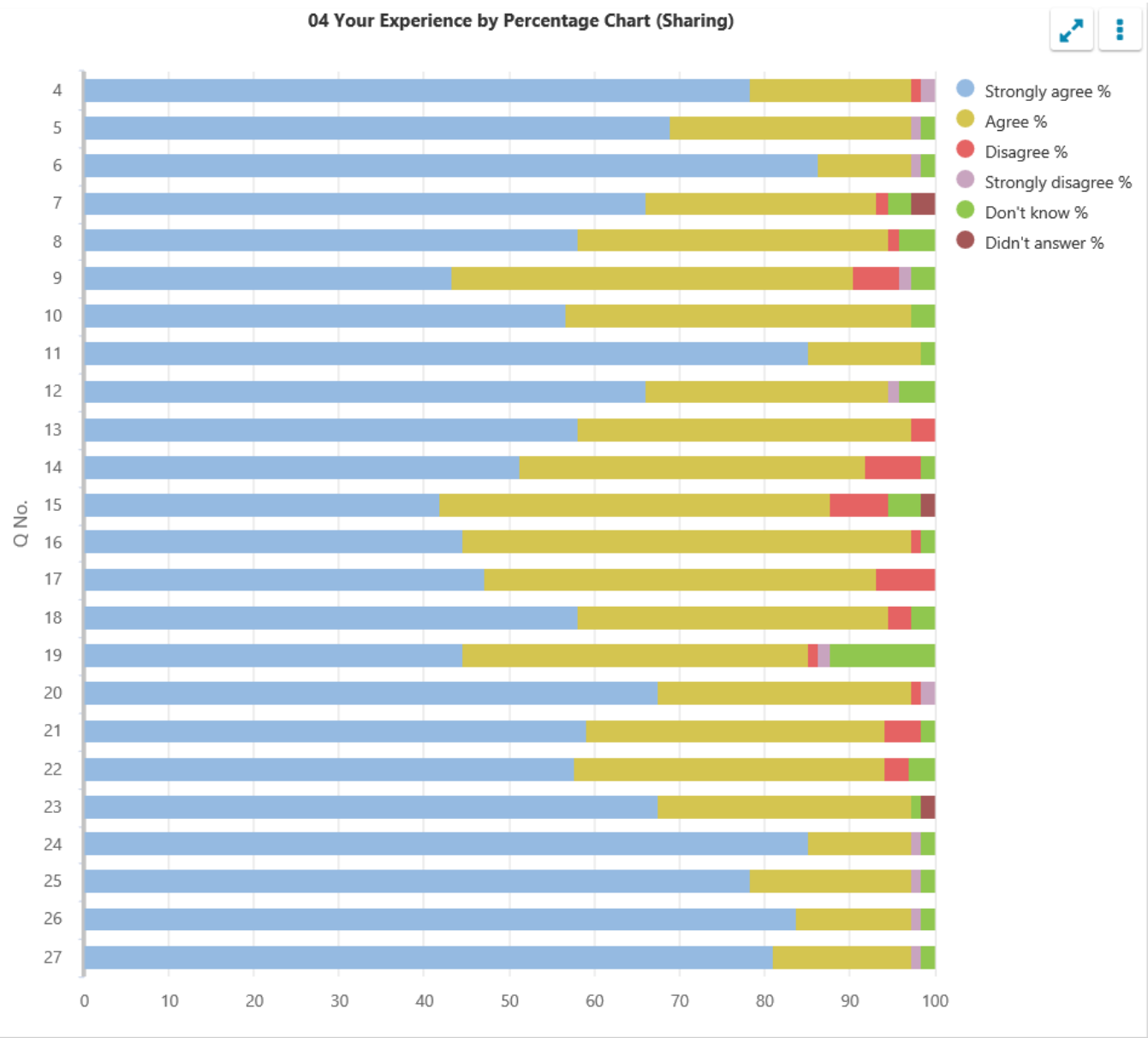


# Parents/carers of children in primary stages (04)

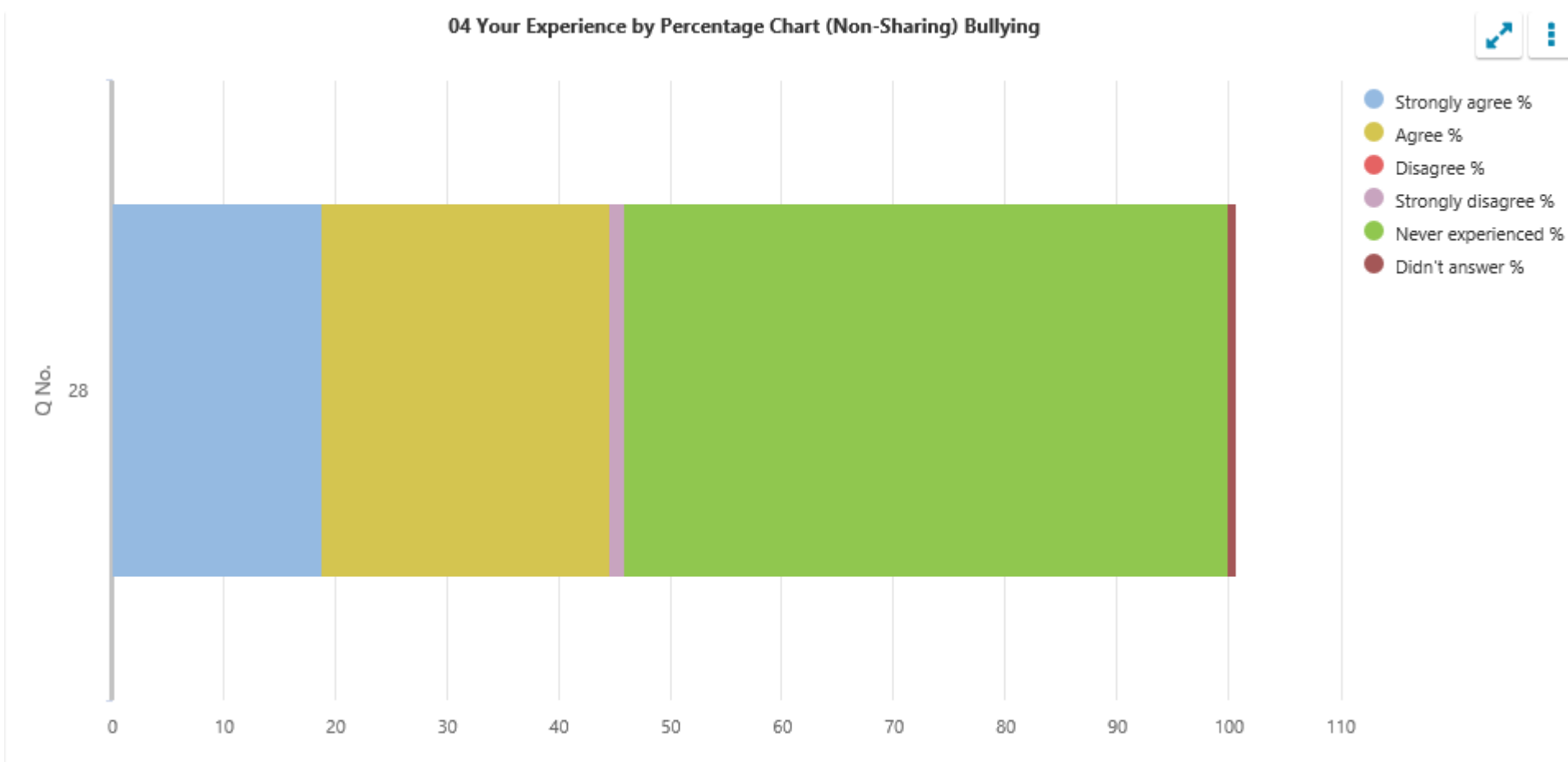
04 Your Experience by Percentage (Sharing)								
Q No.	Question	Response Count	Strongly agree %	Agree %	Disagree %	Strongly disagree %	Don't know %	Didn't answer %
4	My child likes being at this school.	74	78.38	18.92	1.35	1.35	0	0
5	Staff treat my child fairly and with respect.	74	68.92	28.38	0	1.35	1.35	0
6	I feel that my child is safe at the school.	74	86.49	10.81	0	1.35	1.35	0
7	The school helps my child to feel confident.	74	66.22	27.03	1.35	0	2.7	2.7
8	I feel staff really know my child as an individual.	74	58.11	36.49	1.35	0	4.05	0
9	My child finds their learning activities hard enough.	74	43.24	47.3	5.41	1.35	2.7	0
10	My child receives the help he/she needs to do well.	74	56.76	40.54	0	0	2.7	0
11	My child is encouraged by the school to be healthy and take regular exercise.	74	85.14	13.51	0	0	1.35	0
12	The school supports my child's emotional wellbeing.	74	66.22	28.38	0	1.35	4.05	0
13	My child is making good progress at the school.	74	58.11	39.19	2.7	0	0	0
14	I receive helpful, regular feedback about how my child is learning and developing e.g. informal feedback, reports and learning profiles.	74	51.35	40.54	6.76	0	1.35	0
15	The information I receive about how my child is doing reaches me at the right time.	74	41.89	45.95	6.76	0	4.05	1.35
16	I understand how my child's progress is assessed.	74	44.59	52.7	1.35	0	1.35	0
17	The school gives me advice on how to support my child's learning at home.	74	47.3	45.95	6.76	0	0	0
18	The school organises activities where my child and I can learn together.	74	58.11	36.49	2.7	0	2.7	0
19	The school takes my views into account when making changes.	74	44.59	40.54	1.35	1.35	12.16	0
20	I feel comfortable approaching the school with questions, suggestions and/or a problem.	74	67.57	29.73	1.35	1.35	0	0

21	I feel encouraged to be involved in the work of the Parent Council and/or parent association.	71	59.15	35.21	4.23	0	1.41	0
22	I am kept informed about the work of the Parent Council and/or parent association.	71	57.75	36.62	2.82	0	2.82	0
23	I am satisfied with the quality of teaching in the school.	74	67.57	29.73	0	0	1.35	1.35
24	The school is well led and managed.	74	85.14	12.16	0	1.35	1.35	0
25	The school encourages children to treat others with respect.	74	78.38	18.92	0	1.35	1.35	0
26	I would recommend the school to other parents.	74	83.78	13.51	0	1.35	1.35	0
27	Overall, I am satisfied with the school.	74	81.08	16.22	0	1.35	1.35	0

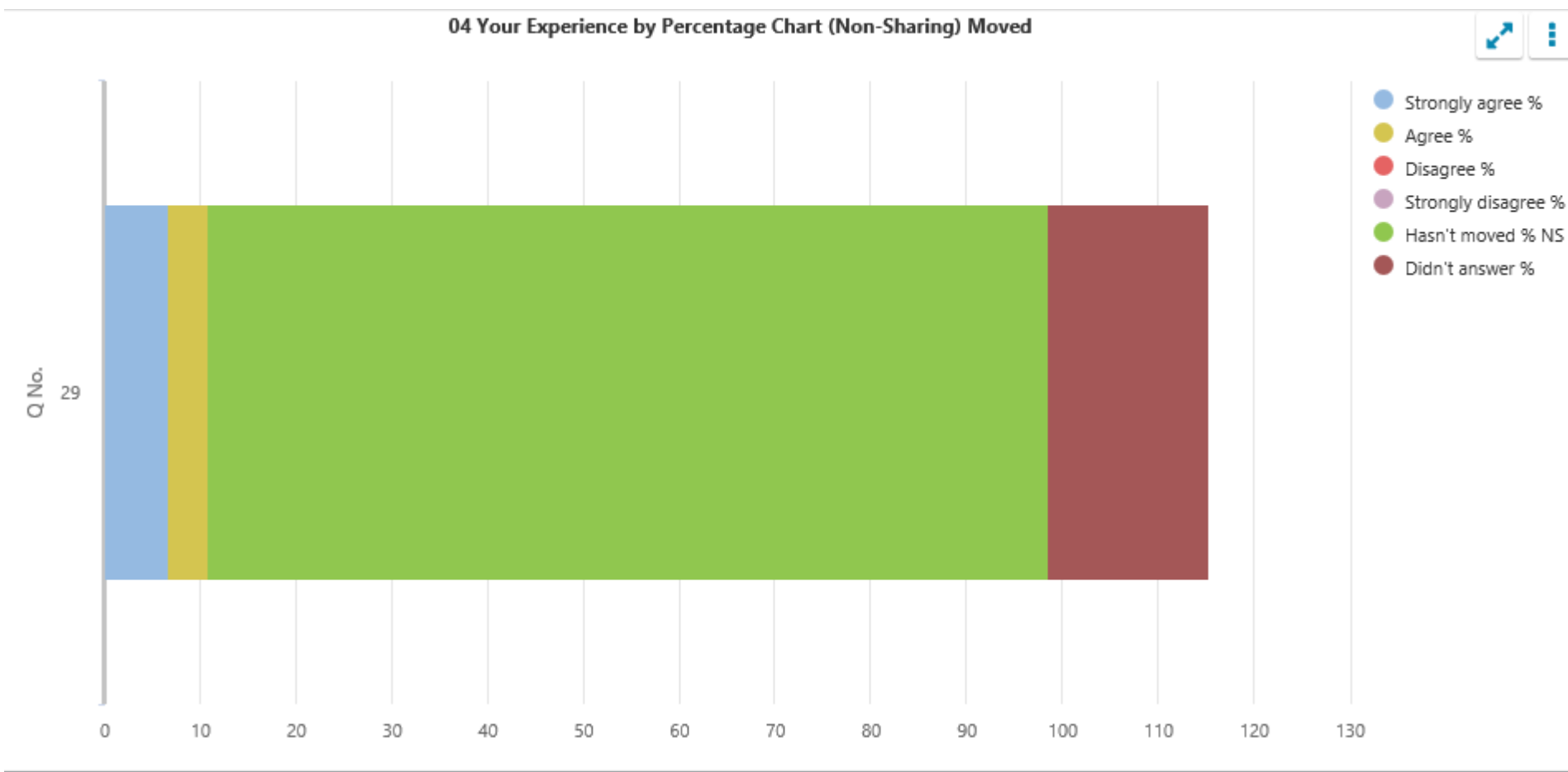
04 Your Experience by Percentage Chart (Sharing)



04 Your Experience by Percentage (Non-Sharing) Bullying									
Q No.	Question	Response Count	Strongly agree %	Agree %	Disagree %	Strongly disagree %	Never experienced %	Didn't answer %	
28	The school deals well with any bullying.	74	18.92	25.68	0	1.35	54.05	0	



04 Your Experience by Percentage (Non-Sharing) Moved								
Q No.	Question	Response Count	Strongly agree %	Agree %	Disagree %	Strongly disagree %	Haven't moved %	Didn't answer %
29	My child was well supported if they moved to a new school within the last year.	74	6.76	4.05	0	0	0	1.35



## Partners with the school (06)

06 Your Experience by Percentage (Sharing)										
Q No.	Question	Response Count	Strongly agree %	Agree %	Disagree %	Strongly disagree %	Don't know %	N/A %	Didn't answer %	
3	My service/organisation works in partnership with the school on a regular basis.	16	56.25	31.25	0	0	6.25	0	6.25	
4	We are aware of the school's procedures for reporting child protection and safeguarding concerns.	16	50	25	0	0	6.25	12.5	6.25	
5	My service/organisation has a clear understanding of the school's strategies for raising attainment for all.	16	37.5	43.75	0	0	6.25	6.25	6.25	
6	There are effective arrangements in place for jointly planning provision with the school.	16	50	31.25	0	0	6.25	6.25	6.25	
7	There are effective arrangements for jointly delivering provision with the school.	16	62.5	25	0	0	6.25	0	6.25	
8	My service/organisation is involved in the school's self-evaluation of our joint work.	16	50	25	0	0	6.25	12.5	6.25	
9	Roles and responsibilities are clearly defined within the partnership.	16	50	31.25	0	0	6.25	6.25	6.25	
10	Effective arrangements are in place to evaluate the impact of our partnership working.	16	37.5	37.5	0	0	6.25	12.5	6.25	
11	My service/organisation is kept up to date with changes in the school which may affect the services we deliver.	16	37.5	37.5	0	0	6.25	12.5	6.25	
12	The school provides my service/organisation with relevant information about the needs of children and young people.	16	62.5	18.75	0	0	6.25	6.25	6.25	
13	Arrangements are in place to support my service/organisation to share relevant information about the progress of children and young people with the school.	16	43.75	18.75	0	0	6.25	25	6.25	
14	The school values the contribution made by my service/organisation.	16	62.5	25	0	0	6.25	0	6.25	
15	The school actively promotes my service/organisation to potential users, as appropriate.	16	37.5	25	0	0	6.25	18.75	12.5	

16	There are opportunities to network, share practice and participate in joint training and development with the school.	16	43.75	25	0	0	6.25	12.5	12.5
17	My service/organisation has a clear understanding of the social, cultural and economic context of the school.	16	43.75	25	0	0	6.25	12.5	12.5
18	Overall, partnership working with the school works well.	16	62.5	25	0	0	6.25	0	6.25

06 Your Experience by Percentage Chart (Sharing)

