

# Deanburn Primary School and Nursery Class

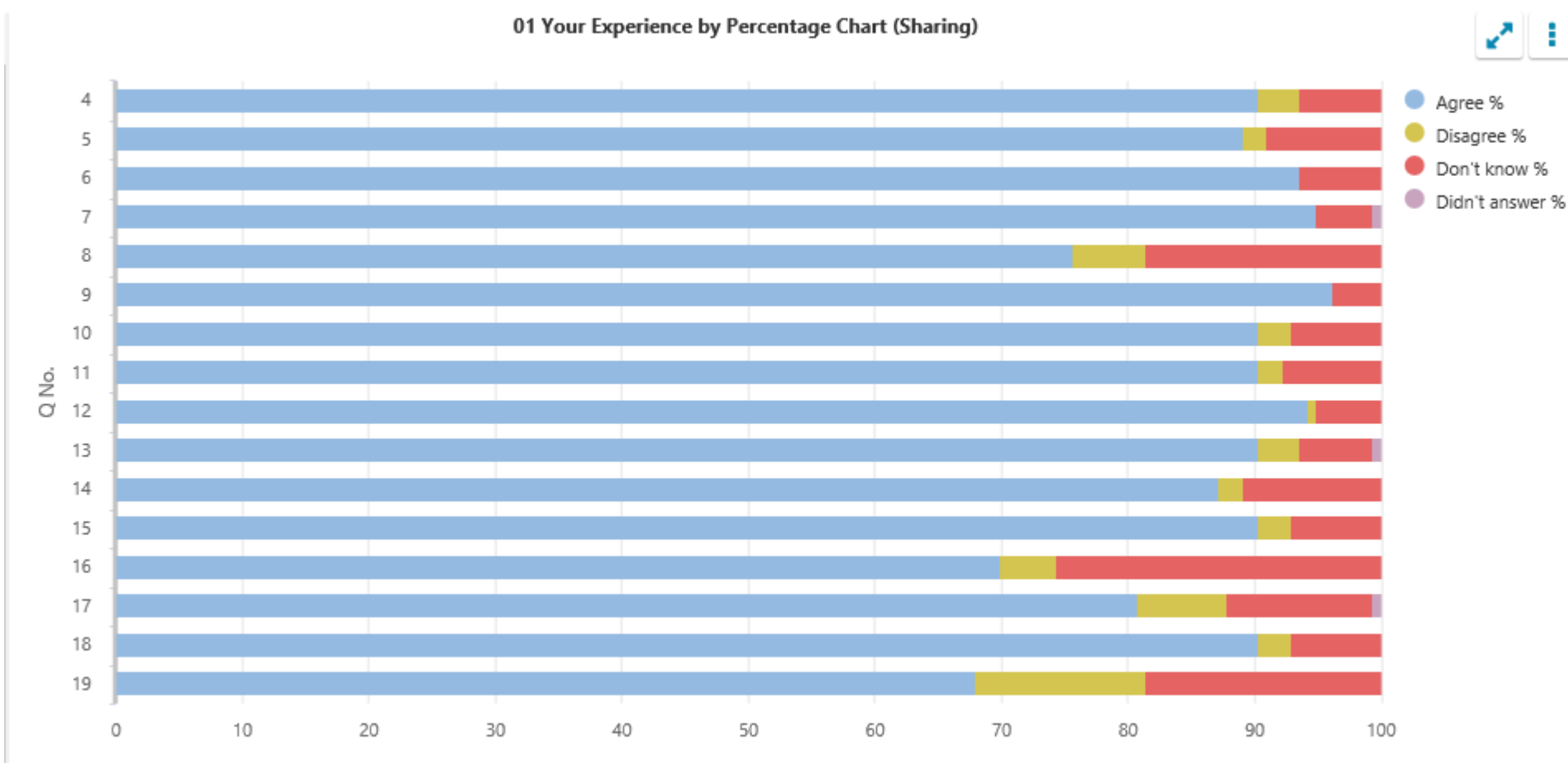
**Pre-inspection questionnaire summary report**

**Inspection week: 16 September 2019**

## Children in primary stages (01)

01 Your Experience by Percentage (Sharing)						
Q No.	Question	Response Count	Agree %	Disagree %	Don't know %	Didn't answer %
4	I feel safe when I am at school.	156	90.38	3.21	6.41	0
5	My school helps me to feel safe.	156	89.1	1.92	8.97	0
6	I have someone in my school I can speak to if I am upset or worried about something.	156	93.59	0	6.41	0
7	Staff treat me fairly and with respect.	156	94.87	0	4.49	0.64
8	Other children treat me fairly and with respect.	156	75.64	5.77	18.59	0
9	My school helps me to understand and respect other people.	156	96.15	0	3.85	0
10	My school is helping me to become confident.	156	90.38	2.56	7.05	0
11	My school teaches me how to lead a healthy lifestyle.	156	90.38	1.92	7.69	0
12	There are lots of chances at my school for me to get regular exercise.	156	94.23	0.64	5.13	0
13	My school offers me the opportunity to take part in activities in school beyond the classroom and timetabled day.	156	90.38	3.21	5.77	0.64
14	I have the opportunity to discuss my achievements outwith school with an adult in school who knows me well.	156	87.18	1.92	10.9	0
15	My school listens to my views.	156	90.38	2.56	7.05	0
16	My school takes my views into account.	156	69.87	4.49	25.64	0
17	I feel comfortable approaching staff with questions or suggestions.	156	80.77	7.05	11.54	0.64
18	Staff help me to understand how I am progressing in my school work.	156	90.38	2.56	7.05	0
19	My homework helps me to understand and improve my work in school.	156	67.95	13.46	18.59	0

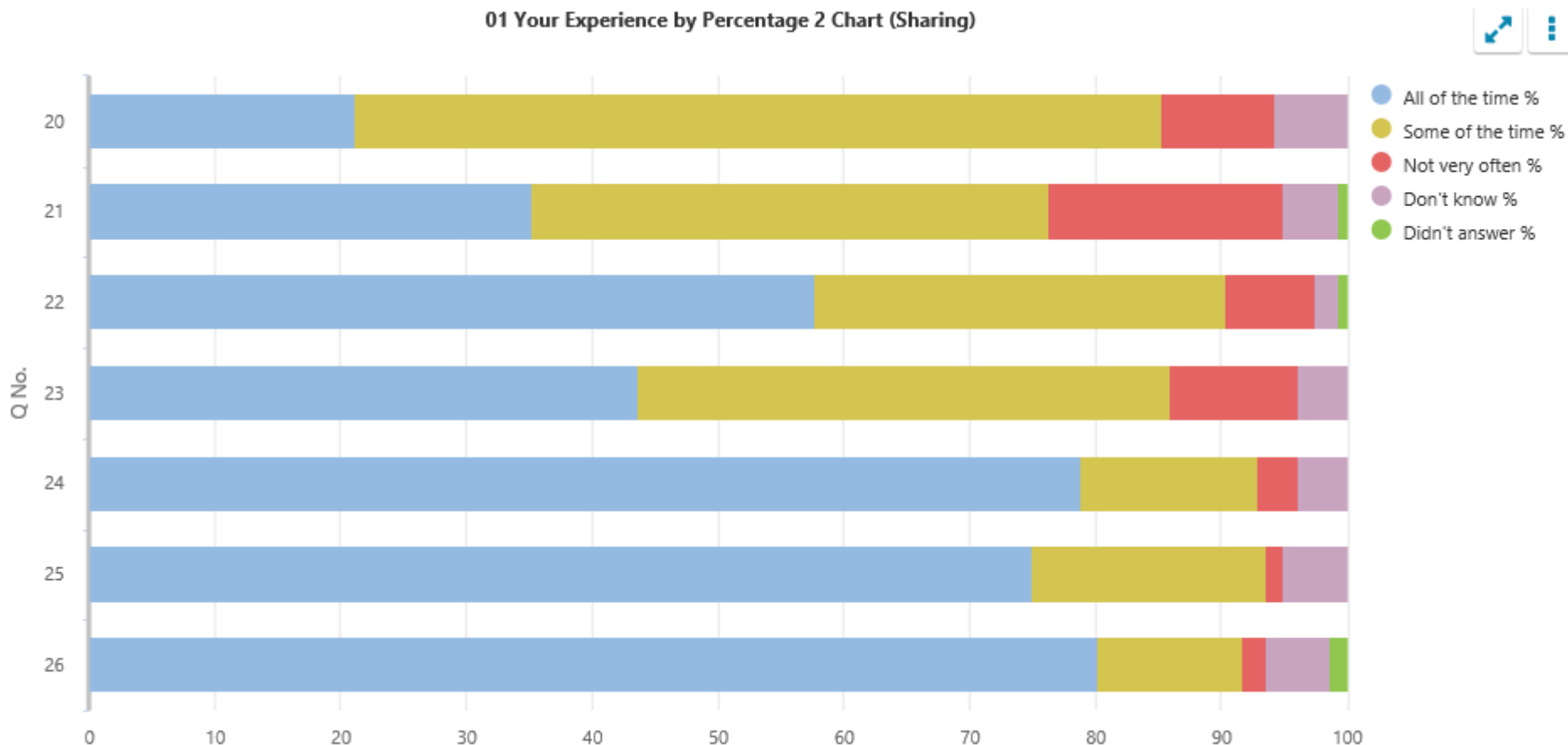
01 Your Experience by Percentage Chart (Sharing)



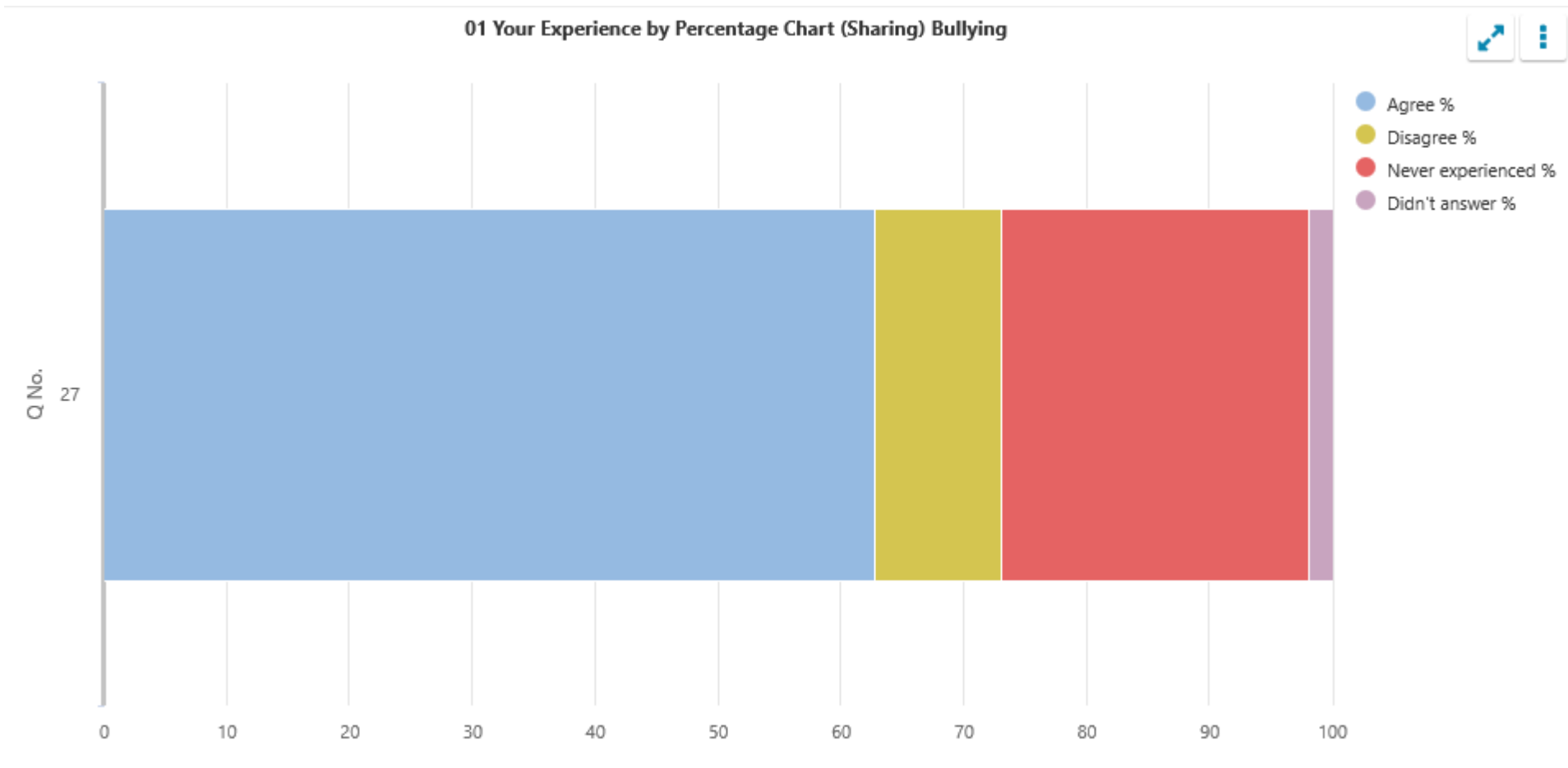
01 Your Experience by Percentage 2 (Sharing)								
Q No.	Question	Response Count	All of the time %	Some of the time %	Not very often %	Don't know %	Didn't answer %	
20	Other children behave well.	156	21.15	64.1	8.97	5.77	0	
21	My teachers ask me about what things I want to learn in school.	156	35.26	41.03	18.59	4.49	0.64	

22	I enjoy learning at school.	156	57.69	32.69	7.05	1.92	0.64
23	I feel that my work in school is hard enough.	156	43.59	42.31	10.26	3.85	0
24	I know who to ask to get help if I find my work too hard.	156	78.85	14.1	3.21	3.85	0
25	I am encouraged by staff to do the best I can.	156	75	18.59	1.28	5.13	0
26	I am happy with the quality of teaching in my school.	156	80.13	11.54	1.92	5.13	1.28

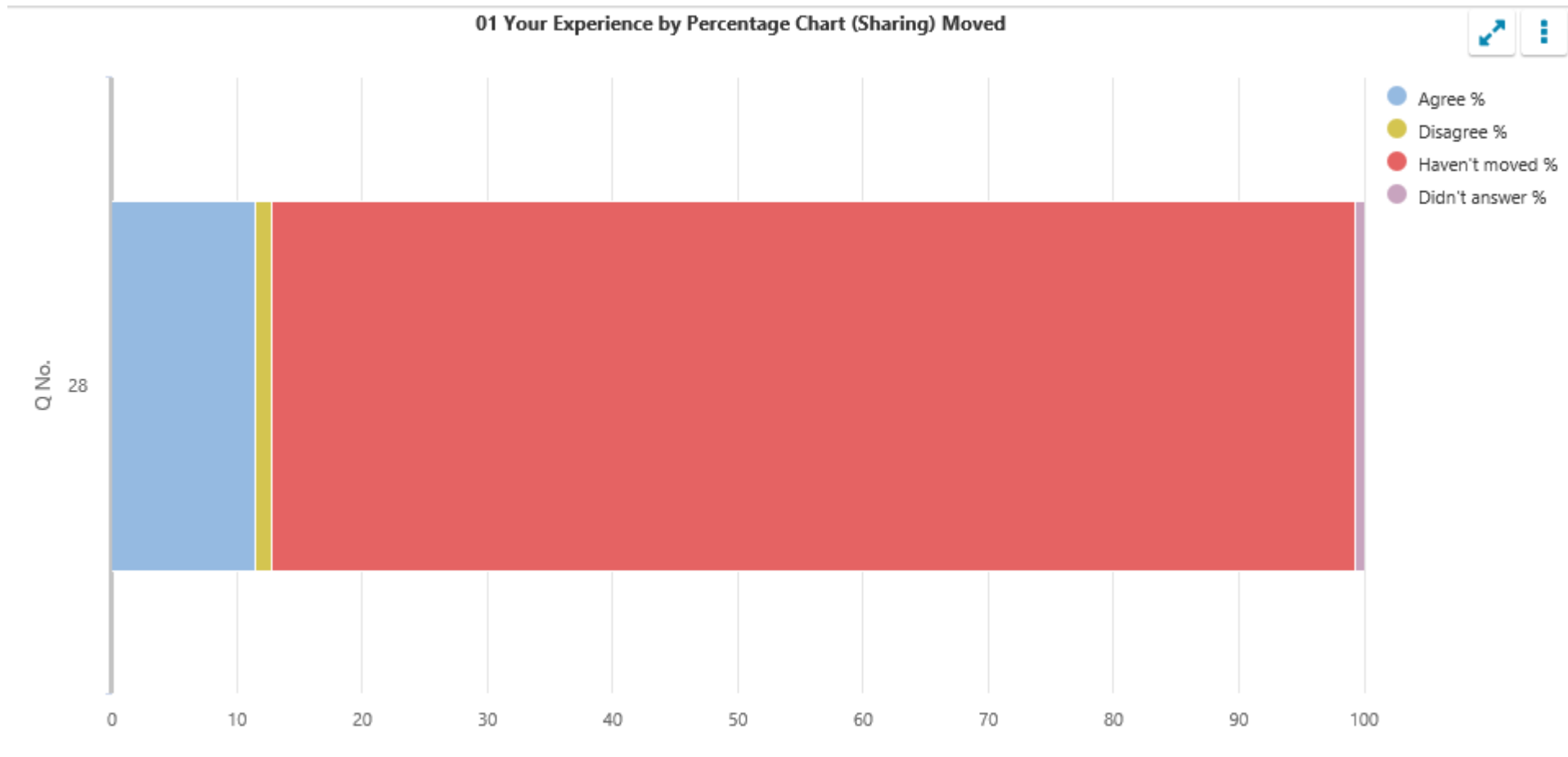
01 Your Experience by Percentage 2 Chart (Sharing)



01 Your Experience by Percentage (Sharing) Bullying						
Q No.	Question	Response Count	Agree %	Disagree %	Never experienced %	Didn't answer %
27	My school deals well with any bullying.	156	62.82	10.26	25	1.92



01 Your Experience by Percentage (Sharing) Moved						
Q No.	Question	Response Count	Agree %	Disagree %	Haven't moved %	Didn't answer %
28	I was well supported if I moved to a new school within the last year.	156	11.54	1.28	86.54	0.64



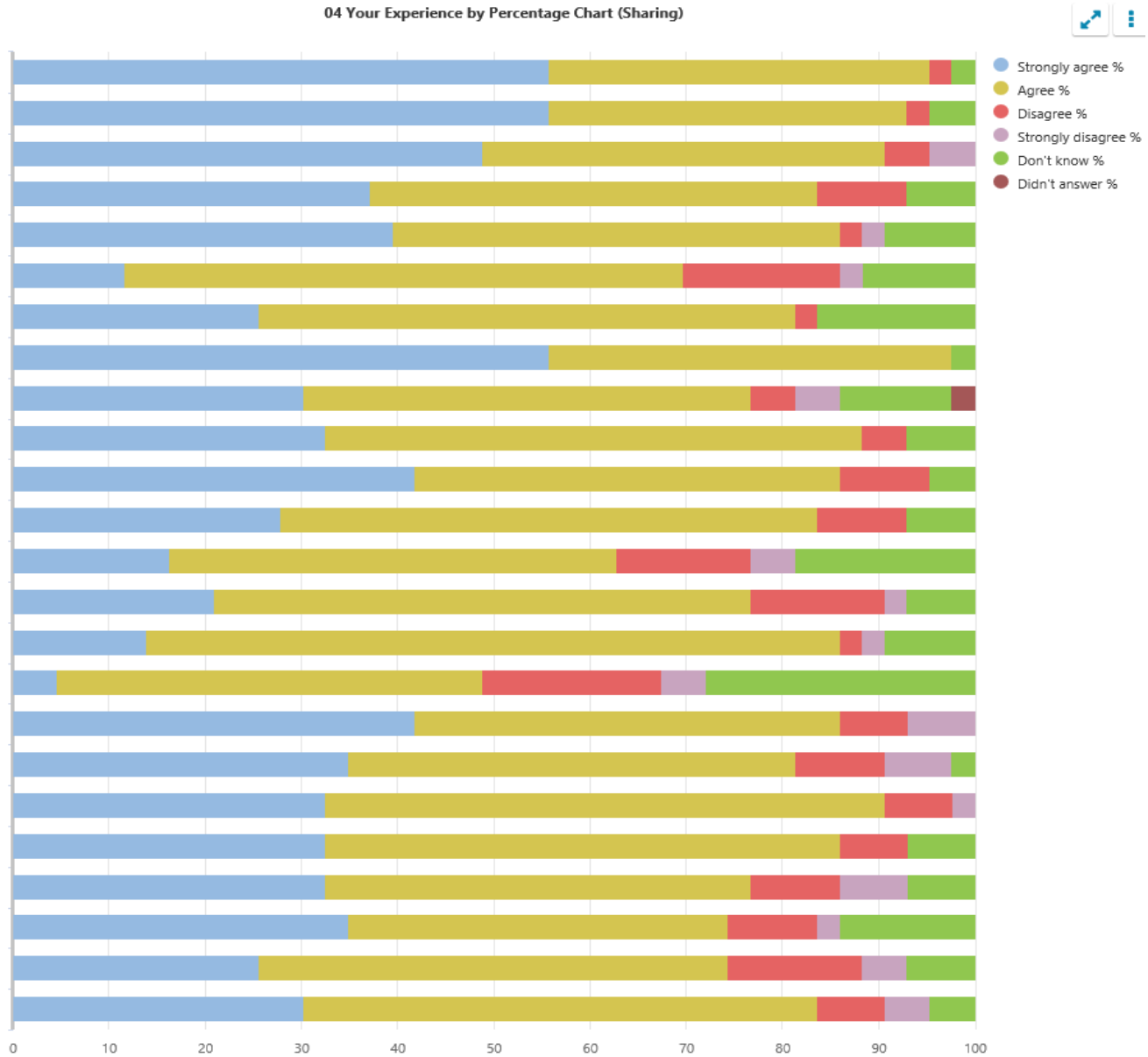
# Parents/carers of children in primary stages (04)

Q No.	Question	Response Count	Strongly agree %	Agree %	Disagree %	Strongly disagree %	Don't know %	Didn't answer %
4	My child likes being at this school.	43	55.81	39.53	2.33	0	2.33	0
5	Staff treat my child fairly and with respect.	43	55.81	37.21	2.33	0	4.65	0
6	I feel that my child is safe at the school.	43	48.84	41.86	4.65	4.65	0	0
7	The school helps my child to feel confident.	43	37.21	46.51	9.3	0	6.98	0
8	I feel staff really know my child as an individual.	43	39.53	46.51	2.33	2.33	9.3	0
9	My child finds their learning activities hard enough.	43	11.63	58.14	16.28	2.33	11.63	0
10	My child receives the help he/she needs to do well.	43	25.58	55.81	2.33	0	16.28	0
11	My child is encouraged by the school to be healthy and take regular exercise.	43	55.81	41.86	0	0	2.33	0
12	The school supports my child's emotional wellbeing.	43	30.23	46.51	4.65	4.65	11.63	2.33
13	My child is making good progress at the school.	43	32.56	55.81	4.65	0	6.98	0
14	I receive helpful, regular feedback about how my child is learning and developing e.g. informal feedback, reports and learning profiles.	43	41.86	44.19	9.3	0	4.65	0
15	The information I receive about how my child is doing reaches me at the right time.	43	27.91	55.81	9.3	0	6.98	0
16	I understand how my child's progress is assessed.	43	16.28	46.51	13.95	4.65	18.6	0
17	The school gives me advice on how to support my child's learning at home.	43	20.93	55.81	13.95	2.33	6.98	0
18	The school organises activities where my child and I can learn together.	43	13.95	72.09	2.33	2.33	9.3	0
19	The school takes my views into account when making changes.	43	4.65	44.19	18.6	4.65	27.91	0
20	I feel comfortable approaching the school with questions, suggestions and/or a problem.	43	41.86	44.19	6.98	6.98	0	0

21	I feel encouraged to be involved in the work of the Parent Council and/or parent association.	43	34.88	46.51	9.3	6.98	2.33	0
22	I am kept informed about the work of the Parent Council and/or parent association.	43	32.56	58.14	6.98	2.33	0	0
23	I am satisfied with the quality of teaching in the school.	43	32.56	53.49	6.98	0	6.98	0
24	The school is well led and managed.	43	32.56	44.19	9.3	6.98	6.98	0
25	The school encourages children to treat others with respect.	43	34.88	39.53	9.3	2.33	13.95	0
26	I would recommend the school to other parents.	43	25.58	48.84	13.95	4.65	6.98	0
27	Overall, I am satisfied with the school.	43	30.23	53.49	6.98	4.65	4.65	0

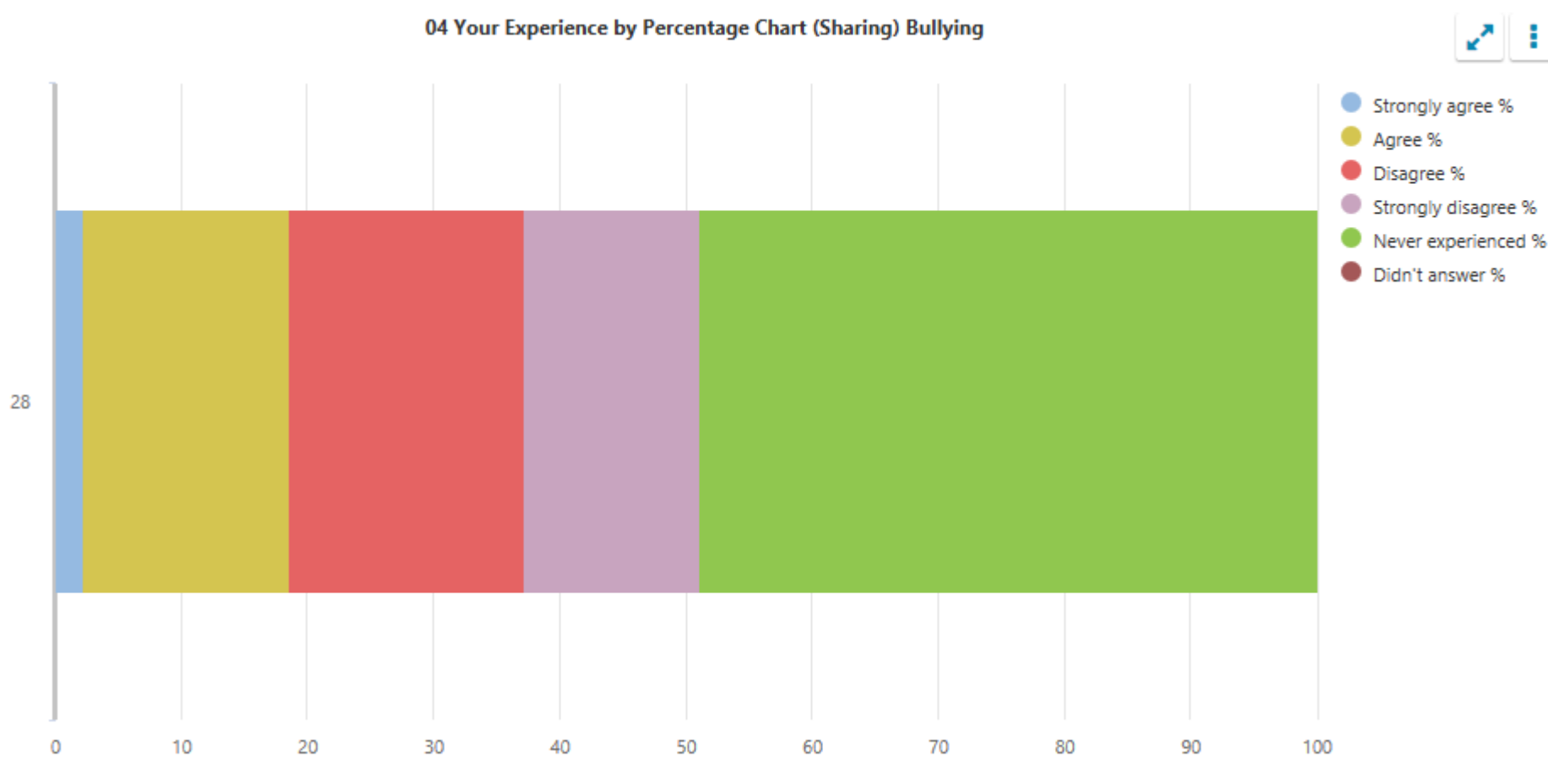


04 Your Experience by Percentage Chart (Sharing)



Q No.	Question	Response Count	Strongly agree %	Agree %	Disagree %	Strongly disagree %	Never experienced %	Didn't answer %
28	The school deals well with any bullying.	43	2.33	16.28	18.6	13.95	48.84	0

04 Your Experience by Percentage Chart (Sharing) Bullying



# School teachers (10)

Q No.	Question	Response Count	Strongly agree %	Agree %	Disagree %	Strongly disagree %	Don't know %	N/A %	Didn't answer %
2	I find it rewarding to be a member of staff at this school.	12	58.33	33.33	0	0	8.33	0	0
3	I feel a valued part of the school's community.	12	41.67	50	0	0	8.33	0	0
4	I am encouraged to learn and share practice with colleagues from other schools.	12	33.33	41.67	0	0	16.67	0	8.33
5	I am given the opportunity to learn and share practice with colleagues from other schools.	12	33.33	58.33	0	0	8.33	0	0
6	I have a clear understanding of the social, cultural and economic context of the school.	12	75	16.67	0	0	8.33	0	0
7	I feel appropriately supported by the school to undertake my role.	12	41.67	50	0	0	8.33	0	0
8	I am supported to engage in professional learning.	12	50	41.67	0	0	8.33	0	0
9	My professional learning enables me to reflect on and improve my practice.	12	58.33	33.33	0	0	8.33	0	0
10	I have regular opportunities to undertake leadership roles.	12	33.33	58.33	0	0	8.33	0	0
11	I have opportunities to be involved in agreeing priorities for the school.	12	41.67	50	0	0	8.33	0	0
12	I am actively involved in the school's ongoing self-evaluation.	12	58.33	33.33	0	0	8.33	0	0
13	GTCS standards are used to support professional dialogue.	12	8.33	83.33	0	0	8.33	0	0
14	I use information, including data, effectively to identify and reduce inequalities in children's and young people's outcomes.	12	41.67	50	0	0	8.33	0	0
15	I understand how to apply the school's procedures relating to child protection and safeguarding.	12	83.33	8.33	0	0	8.33	0	0
16	The school's vision and values underpins my work.	12	41.67	50	0	0	8.33	0	0

17	Staff treat all children and young people fairly and with respect.	12	83.33	8.33	0	0	8.33	0	0
18	Colleagues treat each other with respect.	12	66.67	25	0	0	8.33	0	0
19	Children and young people are encouraged and supported to treat others with respect.	12	91.67	0	0	0	8.33	0	0
20	Children and young people are well behaved.	12	25	66.67	0	0	8.33	0	0
21	The school deals effectively with any bullying.	12	25	66.67	0	0	8.33	0	0
23	Staff at all levels within the school communicate effectively with each other.	12	16.67	75	0	0	8.33	0	0
24	The school's arrangements for engaging parents in their child's learning are effective.	12	50	41.67	0	0	8.33	0	0
25	The school is well led and managed.	12	16.67	75	0	0	8.33	0	0
26	Collaborative working across the school is effective in taking forward improvement.	12	25	58.33	0	0	8.33	0	8.33
27	Children and young people are engaged in their learning.	12	33.33	58.33	0	0	8.33	0	0
28	I give children and young people regular feedback which helps them to progress.	12	58.33	33.33	0	0	8.33	0	0
29	Children and young people are provided with experiences which meet their learning needs.	12	50	41.67	0	0	8.33	0	0
30	Children and young people are involved in talking about and planning their learning.	12	25	66.67	0	0	8.33	0	0
31	Children and young people are involved in setting their learning targets.	12	16.67	75	0	0	8.33	0	0
32	Children and young people have the opportunity to lead their learning.	12	8.33	83.33	0	0	8.33	0	0
33	I receive appropriate support for planning, preparation and assessment.	12	8.33	83.33	0	0	8.33	0	0
34	The school has effective strategies to support children and young people with their learning, including those requiring additional support.	12	16.67	75	0	0	8.33	0	0
35	Staff have a shared understanding of their 'responsibility of all' in literacy and numeracy and health and wellbeing.	12	50	41.67	0	0	8.33	0	0
36	Moderation activities are helping me to make sound professional judgements.	12	33.33	58.33	0	0	8.33	0	0

37	I have regular opportunities to help shape the curriculum through discussions with colleagues, parents and partners.	12	25	58.33	0	0	16.67	0	0
38	I am aware of and involved in the school's strategies for raising attainment for all.	12	41.67	50	0	0	8.33	0	0

10 Your Experience by Percentage Chart (Sharing)

