

Calside Primary School and Nursery Class

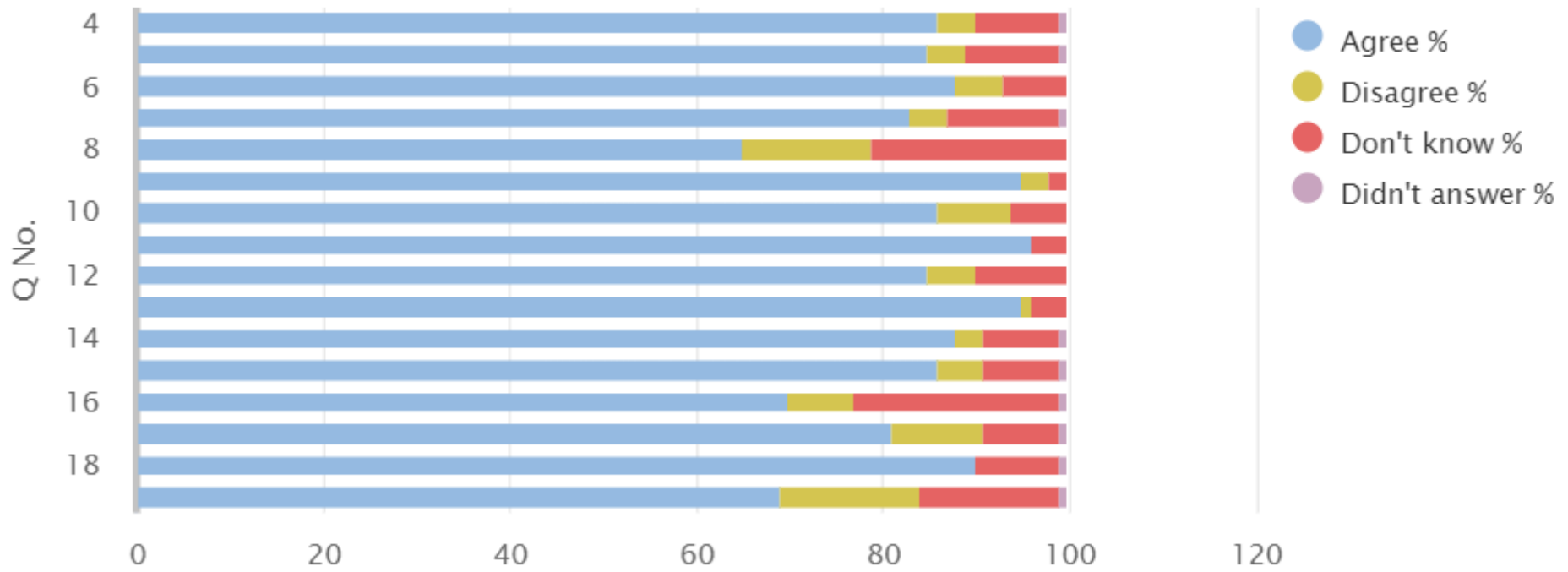
Pre-inspection questionnaire summary report
Inspection week: 3 June 2024

Questionnaire for children in primary stages (01)

01 Your experience by percentage (sharing)

| Q No. | Question | Response Count | Agree % | Disagree % | Don't know % | Didn't answer % |
|-------|---|----------------|---------|------------|--------------|-----------------|
| 4 | I feel safe when I am at school. | 100 | 86 | 4 | 9 | 1 |
| 5 | My school helps me to feel safe. | 100 | 85 | 4 | 10 | 1 |
| 6 | I have someone in my school I can speak to if I am upset or worried about something. | 100 | 88 | 5 | 7 | 0.00 |
| 7 | Staff treat me fairly and with respect. | 100 | 83 | 4 | 12 | 1 |
| 8 | Other children treat me fairly and with respect. | 100 | 65 | 14 | 21 | 0.00 |
| 9 | My school helps me to understand and respect other people. | 100 | 95 | 3 | 2 | 0.00 |
| 10 | My school is helping me to become confident. | 100 | 86 | 8 | 6 | 0.00 |
| 11 | My school teaches me how to lead a healthy lifestyle. | 100 | 96 | 0.00 | 4 | 0.00 |
| 12 | There are lots of chances at my school for me to get regular exercise. | 100 | 85 | 5 | 10 | 0.00 |
| 13 | My school offers me the opportunity to take part in activities in school beyond the classroom and timetabled day. | 100 | 95 | 1 | 4 | 0.00 |
| 14 | I have the opportunity to discuss my achievements outwith school with an adult in school who knows me well. | 100 | 88 | 3 | 8 | 1 |
| 15 | My school listens to my views. | 100 | 86 | 5 | 8 | 1 |
| 16 | My school takes my views into account. | 100 | 70 | 7 | 22 | 1 |
| 17 | I feel comfortable approaching staff with questions or suggestions. | 100 | 81 | 10 | 8 | 1 |
| 18 | Staff help me to understand how I am progressing in my school work. | 100 | 90 | 0.00 | 9 | 1 |
| 19 | My homework helps me to understand and improve my work in school. | 100 | 69 | 15 | 15 | 1 |

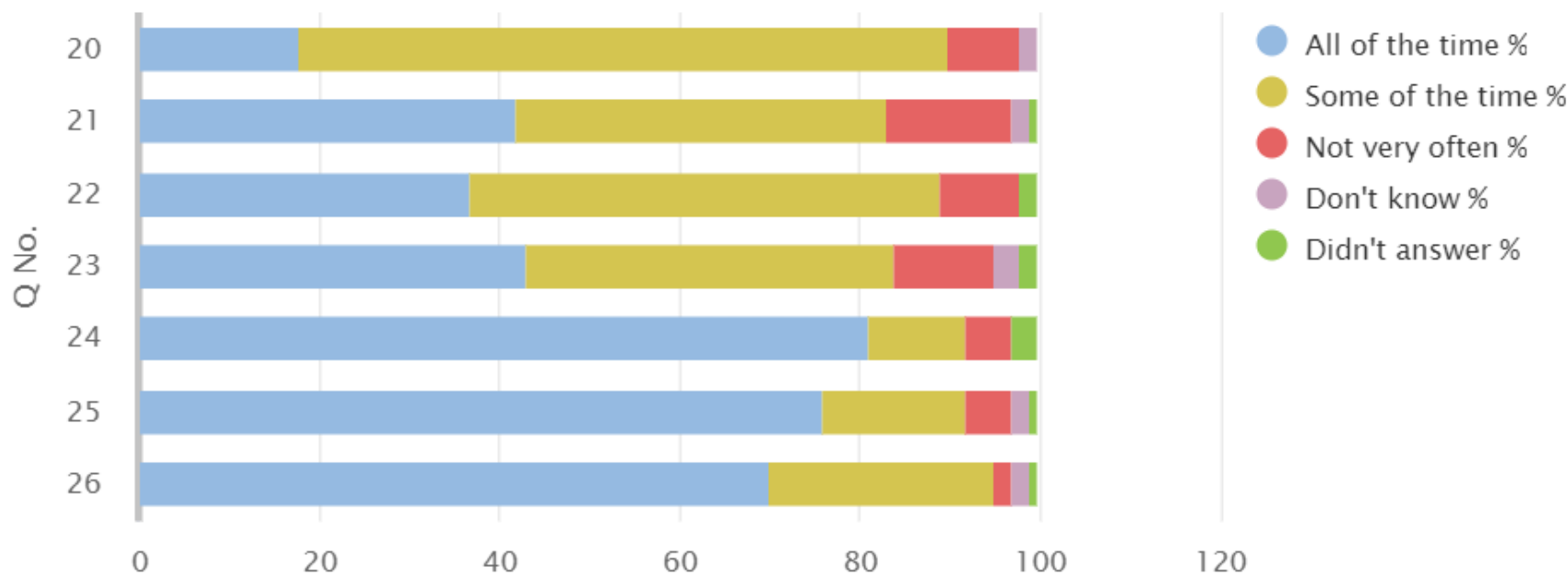
01 Your experience by percentage chart (sharing)



01 Your experience by percentage 2 (sharing)

| Q No. | Question | Response Count | All of the time % | Some of the time % | Not very often % | Don't know % | Didn't answer % |
|-------|---|----------------|-------------------|--------------------|------------------|--------------|-----------------|
| 20 | Other children behave well. | 100 | 18 | 72 | 8 | 2 | 0.00 |
| 21 | My teachers ask me about what things I want to learn in school. | 100 | 42 | 41 | 14 | 2 | 1 |
| 22 | I enjoy learning at school. | 100 | 37 | 52 | 9 | 0.00 | 2 |
| 23 | I feel that my work in school is hard enough. | 100 | 43 | 41 | 11 | 3 | 2 |
| 24 | I know who to ask to get help if I find my work too hard. | 100 | 81 | 11 | 5 | 0.00 | 3 |
| 25 | I am encouraged by staff to do the best I can. | 100 | 76 | 16 | 5 | 2 | 1 |
| 26 | I am happy with the quality of teaching in my school. | 100 | 70 | 25 | 2 | 2 | 1 |

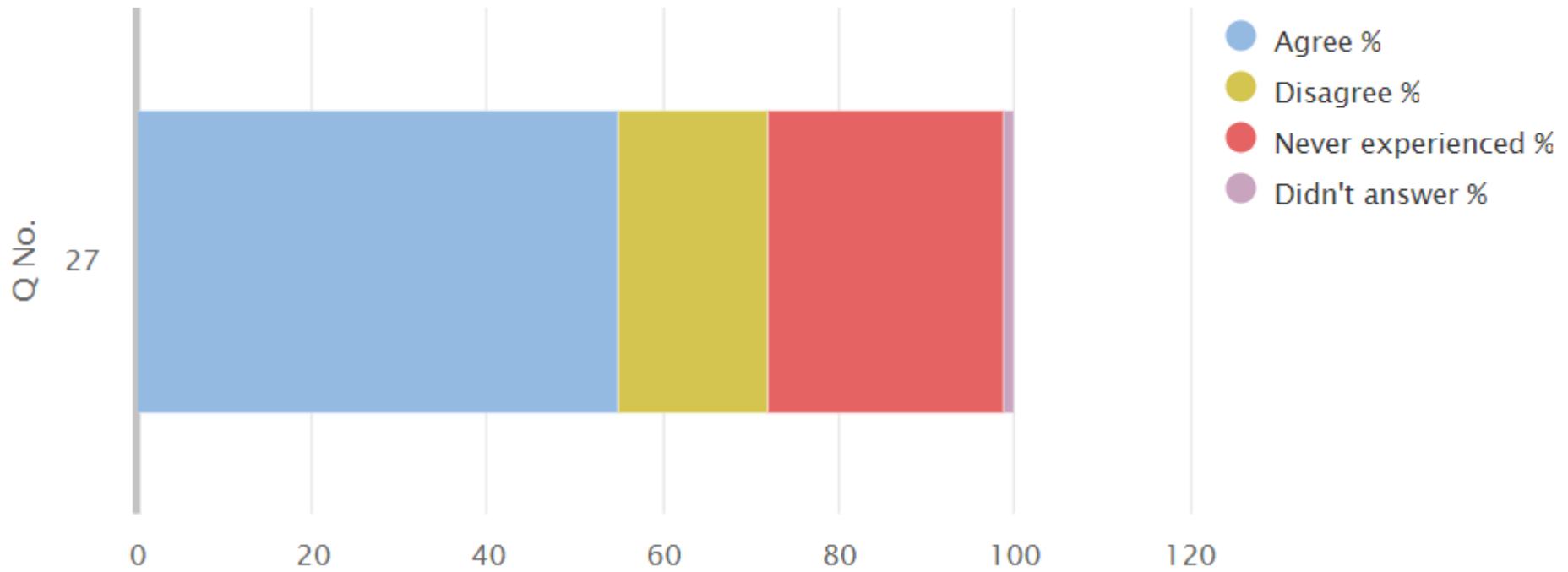
01 Your experience by percentage chart (sharing)



01 Your experience by percentage (sharing) bullying

| Q No. | Question | Response Count | Agree % | Disagree % | Never experienced % | Didn't answer % |
|-------|---|----------------|---------|------------|---------------------|-----------------|
| 27 | My school deals well with any bullying. | 100 | 55 | 17 | 27 | 1 |

01 Your experience by percentage chart (sharing) bullying



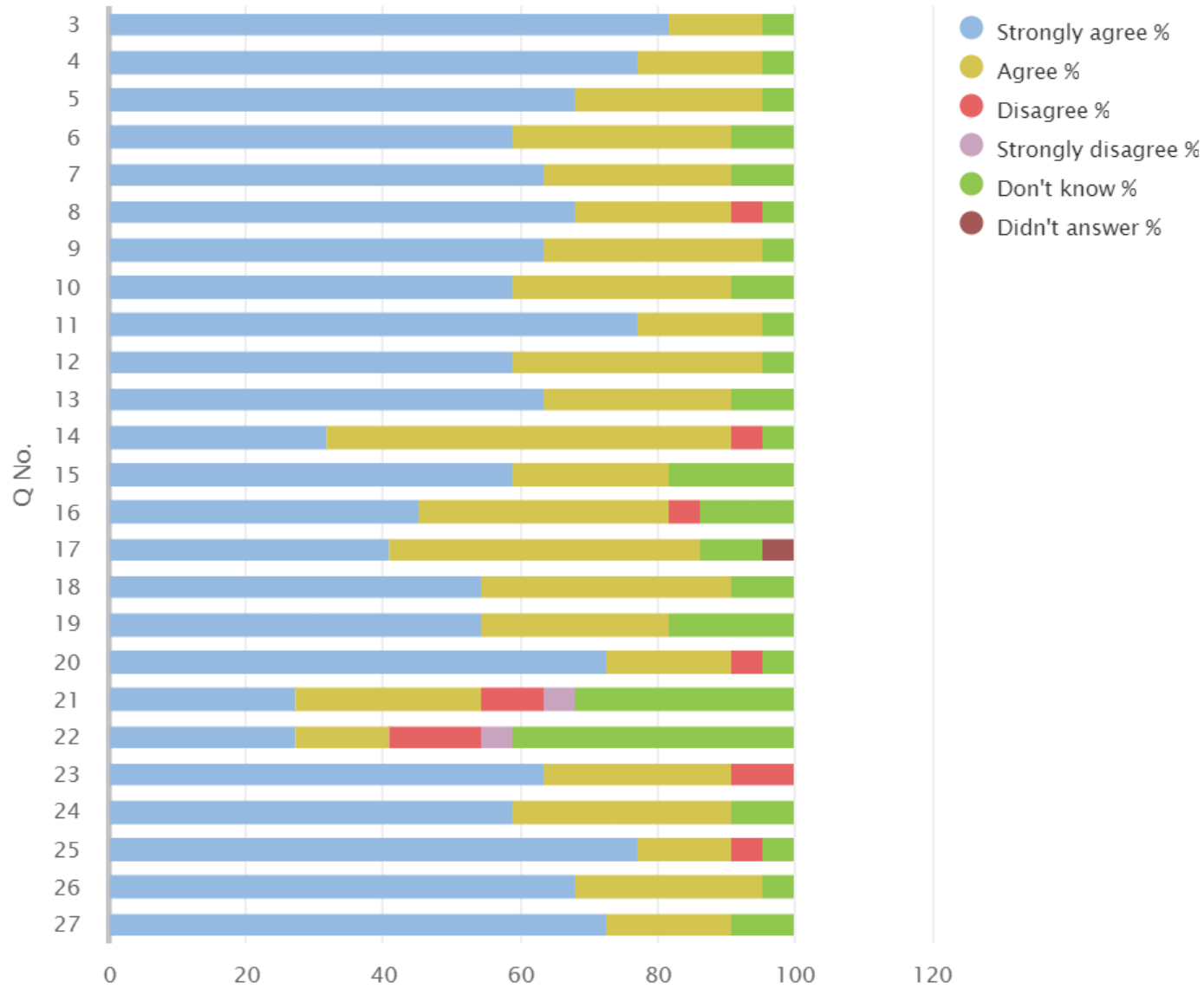
Questionnaire for parents/carers of children in the early learning and childcare setting (03)

03 Your experience by percentage (sharing)

| Q No. | Question | Response Count | Strongly agree % | Agree % | Disagree % | Strongly disagree % | Don't know % | Didn't answer % |
|-------|--|----------------|------------------|---------|------------|---------------------|--------------|-----------------|
| 3 | My child likes being at this setting. | 22 | 81.82 | 13.64 | 0.00 | 0.00 | 4.55 | 0.00 |
| 4 | Staff treat my child fairly and with respect. | 22 | 77.27 | 18.18 | 0.00 | 0.00 | 4.55 | 0.00 |
| 5 | I feel that my child is safe at the setting. | 22 | 68.18 | 27.27 | 0.00 | 0.00 | 4.55 | 0.00 |
| 6 | My child's behaviour is managed effectively. | 22 | 59.09 | 31.82 | 0.00 | 0.00 | 9.09 | 0.00 |
| 7 | The setting helps my child to feel confident. | 22 | 63.64 | 27.27 | 0.00 | 0.00 | 9.09 | 0.00 |
| 8 | I feel staff really know my child as an individual. | 22 | 68.18 | 22.73 | 4.55 | 0.00 | 4.55 | 0.00 |
| 9 | The learning experiences my child has at the setting are at the right level for them. | 22 | 63.64 | 31.82 | 0.00 | 0.00 | 4.55 | 0.00 |
| 10 | My child's learning and development is well supported by the staff in the setting. | 22 | 59.09 | 31.82 | 0.00 | 0.00 | 9.09 | 0.00 |
| 11 | My child is encouraged to be healthy and to be physically active. | 22 | 77.27 | 18.18 | 0.00 | 0.00 | 4.55 | 0.00 |
| 12 | The setting supports my child's emotional wellbeing. | 22 | 59.09 | 36.36 | 0.00 | 0.00 | 4.55 | 0.00 |
| 13 | My child is making good progress at the setting. | 22 | 63.64 | 27.27 | 0.00 | 0.00 | 9.09 | 0.00 |
| 14 | I receive helpful, regular feedback about how my child is learning and developing e.g. informal feedback, reports and learning profiles. | 22 | 31.82 | 59.09 | 4.55 | 0.00 | 4.55 | 0.00 |
| 15 | The information I receive about how my child is learning and developing is shared with me when I request it. | 22 | 59.09 | 22.73 | 0.00 | 0.00 | 18.18 | 0.00 |
| 16 | I understand how the setting monitors my child's progress in learning. | 22 | 45.45 | 36.36 | 4.55 | 0.00 | 13.64 | 0.00 |
| 17 | The setting gives me ideas on how to support my child's learning at home. | 22 | 40.91 | 45.45 | 0.00 | 0.00 | 9.09 | 4.55 |
| 18 | The setting organises activities where my child and I can learn together. | 22 | 54.55 | 36.36 | 0.00 | 0.00 | 9.09 | 0.00 |
| 19 | The setting takes my views into account when making changes. | 22 | 54.55 | 27.27 | 0.00 | 0.00 | 18.18 | 0.00 |
| 20 | I feel comfortable approaching the setting with questions, suggestions and/or a problem. | 22 | 72.73 | 18.18 | 4.55 | 0.00 | 4.55 | 0.00 |

| Q No. | Question (cont.) | Response Count | Strongly agree % | Agree % | Disagree % | Strongly disagree % | Don't know % | Didn't answer % |
|-------|---|----------------|------------------|---------|------------|---------------------|--------------|-----------------|
| 21 | I feel encouraged to be involved in the work of parent groups. | 22 | 27.27 | 27.27 | 9.09 | 4.55 | 31.82 | 0.00 |
| 22 | I am kept informed about the work of parent groups. | 22 | 27.27 | 13.64 | 13.64 | 4.55 | 40.91 | 0.00 |
| 23 | The setting is well led and managed. | 22 | 63.64 | 27.27 | 9.09 | 0.00 | 0.00 | 0.00 |
| 24 | The setting encourages children to treat others kindly and with respect. | 22 | 59.09 | 31.82 | 0.00 | 0.00 | 9.09 | 0.00 |
| 25 | I would recommend the setting to other parents. | 22 | 77.27 | 13.64 | 4.55 | 0.00 | 4.55 | 0.00 |
| 26 | My child was well supported as they started at the setting or moved to a new room or group. | 22 | 68.18 | 27.27 | 0.00 | 0.00 | 4.55 | 0.00 |
| 27 | Overall, I am satisfied with the setting. | 22 | 72.73 | 18.18 | 0.00 | 0.00 | 9.09 | 0.00 |

03 Your experience by percentage chart (sharing)



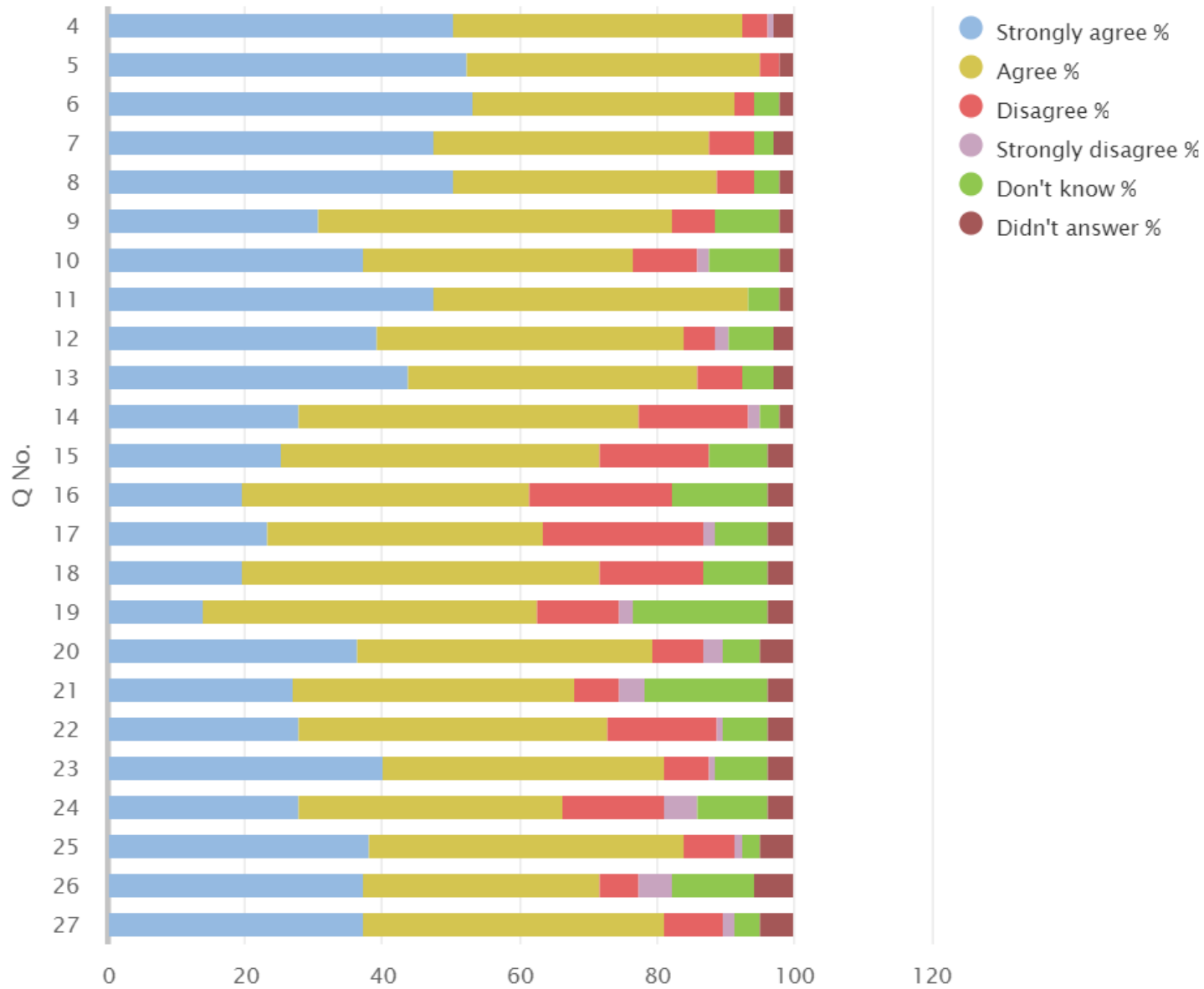
Questionnaire for parents/carers of children in primary stages (04)

04 Your experience by percentage (sharing)

| Q No. | Question | Response Count | Strongly agree % | Agree % | Disagree % | Strongly disagree % | Don't know % | Didn't answer % |
|-------|--|----------------|------------------|---------|------------|---------------------|--------------|-----------------|
| 4 | My child likes being at this school. | 107 | 50.47 | 42.06 | 3.74 | 0.93 | 0.00 | 2.8 |
| 5 | Staff treat my child fairly and with respect. | 107 | 52.34 | 42.99 | 2.8 | 0.00 | 0.00 | 1.87 |
| 6 | I feel that my child is safe at the school. | 107 | 53.27 | 38.32 | 2.8 | 0.00 | 3.74 | 1.87 |
| 7 | The school helps my child to feel confident. | 107 | 47.66 | 40.19 | 6.54 | 0.00 | 2.8 | 2.8 |
| 8 | I feel staff really know my child as an individual. | 107 | 50.47 | 38.32 | 5.61 | 0.00 | 3.74 | 1.87 |
| 9 | My child finds their learning activities hard enough. | 107 | 30.84 | 51.4 | 6.54 | 0.00 | 9.35 | 1.87 |
| 10 | My child receives the help he/she needs to do well. | 107 | 37.38 | 39.25 | 9.35 | 1.87 | 10.28 | 1.87 |
| 11 | My child is encouraged by the school to be healthy and take regular exercise. | 107 | 47.66 | 45.79 | 0.00 | 0.00 | 4.67 | 1.87 |
| 12 | The school supports my child's emotional wellbeing. | 107 | 39.25 | 44.86 | 4.67 | 1.87 | 6.54 | 2.8 |
| 13 | My child is making good progress at the school. | 107 | 43.93 | 42.06 | 6.54 | 0.00 | 4.67 | 2.8 |
| 14 | I receive helpful, regular feedback about how my child is learning and developing e.g. informal feedback, reports and learning profiles. | 107 | 28.04 | 49.53 | 15.89 | 1.87 | 2.8 | 1.87 |
| 15 | The information I receive about how my child is doing reaches me at the right time. | 107 | 25.23 | 46.73 | 15.89 | 0.00 | 8.41 | 3.74 |
| 16 | I understand how my child's progress is assessed. | 107 | 19.63 | 42.06 | 20.56 | 0.00 | 14.02 | 3.74 |
| 17 | The school gives me advice on how to support my child's learning at home. | 107 | 23.36 | 40.19 | 23.36 | 1.87 | 7.48 | 3.74 |
| 18 | The school organises activities where my child and I can learn together. | 107 | 19.63 | 52.34 | 14.95 | 0.00 | 9.35 | 3.74 |
| 19 | The school takes my views into account when making changes. | 107 | 14.02 | 48.6 | 12.15 | 1.87 | 19.63 | 3.74 |
| 20 | I feel comfortable approaching the school with questions, suggestions and/or a problem. | 107 | 36.45 | 42.99 | 7.48 | 2.8 | 5.61 | 4.67 |
| 21 | I feel encouraged to be involved in the work of the Parent Council and/or parent association. | 107 | 27.1 | 41.12 | 6.54 | 3.74 | 17.76 | 3.74 |
| 22 | I am kept informed about the work of the Parent Council and/or parent association. | 107 | 28.04 | 44.86 | 15.89 | 0.93 | 6.54 | 3.74 |

| Q No. | Question (cont.) | Response Count | Strongly agree % | Agree % | Disagree % | Strongly disagree % | Don't know % | Didn't answer % |
|-------|--|----------------|------------------|---------|------------|---------------------|--------------|-----------------|
| 23 | I am satisfied with the quality of teaching in the school. | 107 | 40.19 | 41.12 | 6.54 | 0.93 | 7.48 | 3.74 |
| 24 | The school is well led and managed. | 107 | 28.04 | 38.32 | 14.95 | 4.67 | 10.28 | 3.74 |
| 25 | The school encourages children to treat others with respect. | 107 | 38.32 | 45.79 | 7.48 | 0.93 | 2.8 | 4.67 |
| 26 | I would recommend the school to other parents. | 107 | 37.38 | 34.58 | 5.61 | 4.67 | 12.15 | 5.61 |
| 27 | Overall, I am satisfied with the school. | 107 | 37.38 | 43.93 | 8.41 | 1.87 | 3.74 | 4.67 |

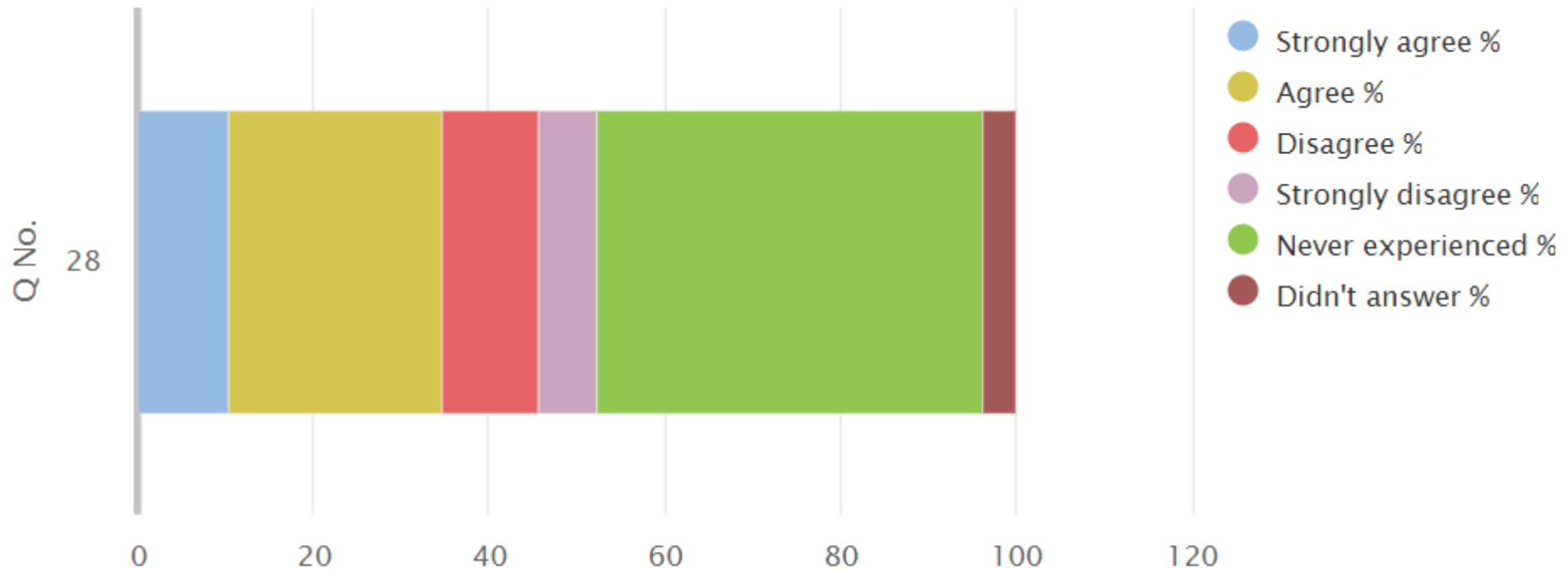
04 Your experience by percentage chart (sharing)



04 Your experience by percentage (sharing) bullying

| Q No. | Question | Response Count | Strongly agree % | Agree % | Disagree % | Strongly disagree % | Never experienced % | Didn't answer % |
|-------|--|----------------|------------------|---------|------------|---------------------|---------------------|-----------------|
| 28 | The school deals well with any bullying. | 107 | 10.28 | 24.3 | 11.21 | 6.54 | 43.93 | 3.74 |

04 Your experience by percentage chart (sharing) bullying



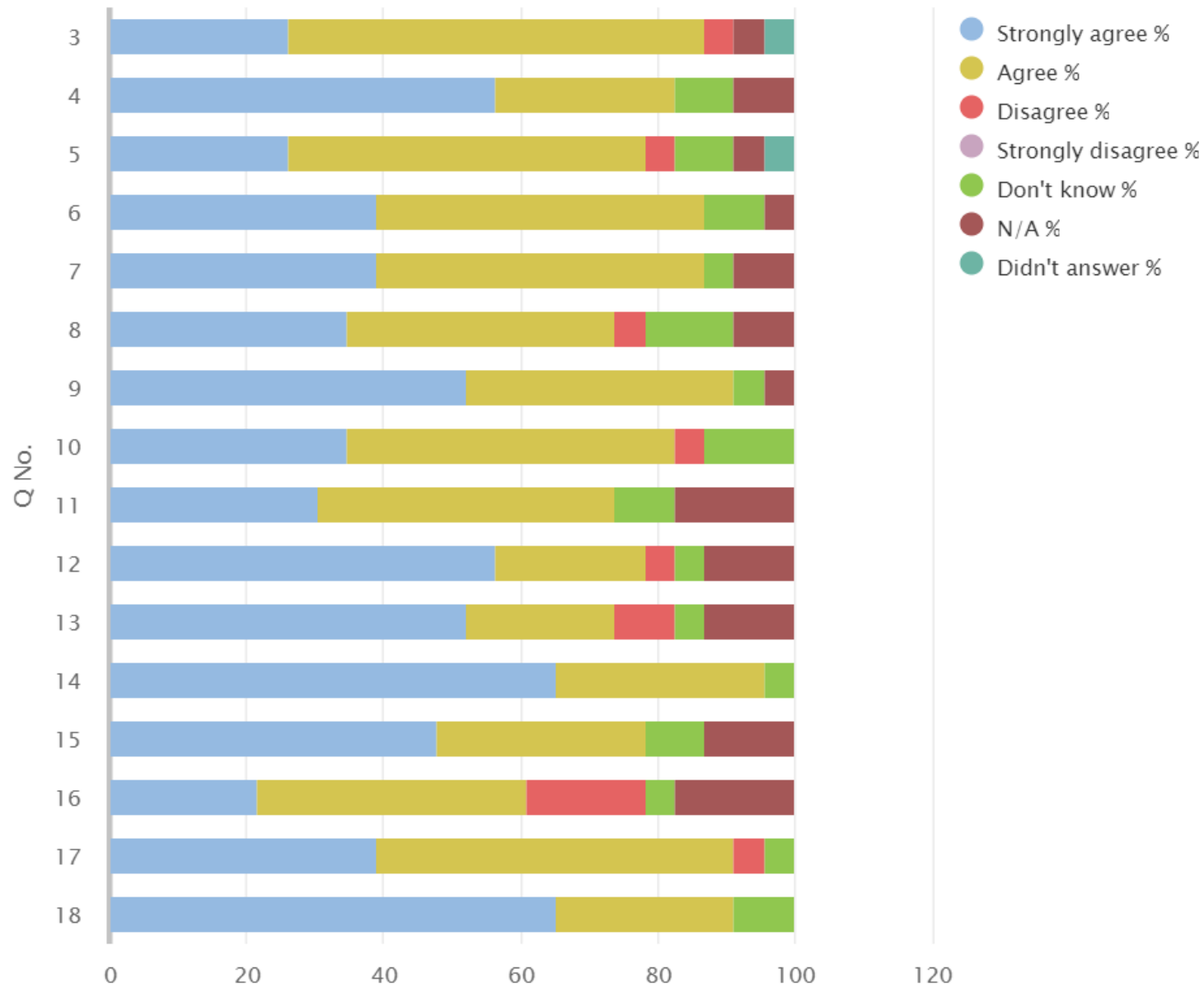
Questionnaire for partners with the school (06)

06 Your experience by percentage (sharing)

| Q No. | Question | Response Count | Strongly agree % | Agree % | Disagree % | Strongly disagree % | Don't know % | N/A % | Didn't answer % |
|-------|---|----------------|------------------|---------|------------|---------------------|--------------|-------|-----------------|
| 3 | My service/organisation works in partnership with the school on a regular basis. | 23 | 26.09 | 60.87 | 4.35 | 0.00 | 0.00 | 4.35 | 4.35 |
| 4 | We are aware of the school's procedures for reporting child protection and safeguarding concerns. | 23 | 56.52 | 26.09 | 0.00 | 0.00 | 8.7 | 8.7 | 0.00 |
| 5 | My service/organisation has a clear understanding of the school's strategies for raising attainment for all. | 23 | 26.09 | 52.17 | 4.35 | 0.00 | 8.7 | 4.35 | 4.35 |
| 6 | There are effective arrangements in place for jointly planning provision with the school. | 23 | 39.13 | 47.83 | 0.00 | 0.00 | 8.7 | 4.35 | 0.00 |
| 7 | There are effective arrangements for jointly delivering provision with the school. | 23 | 39.13 | 47.83 | 0.00 | 0.00 | 4.35 | 8.7 | 0.00 |
| 8 | My service/organisation is involved in the school's self-evaluation of our joint work. | 23 | 34.78 | 39.13 | 4.35 | 0.00 | 13.04 | 8.7 | 0.00 |
| 9 | Roles and responsibilities are clearly defined within the partnership. | 23 | 52.17 | 39.13 | 0.00 | 0.00 | 4.35 | 4.35 | 0.00 |
| 10 | Effective arrangements are in place to evaluate the impact of our partnership working. | 23 | 34.78 | 47.83 | 4.35 | 0.00 | 13.04 | 0.00 | 0.00 |
| 11 | My service/organisation is kept up to date with changes in the school which may affect the services we deliver. | 23 | 30.43 | 43.48 | 0.00 | 0.00 | 8.7 | 17.39 | 0.00 |
| 12 | The school provides my service/organisation with relevant information about the needs of children and young people. | 23 | 56.52 | 21.74 | 4.35 | 0.00 | 4.35 | 13.04 | 0.00 |
| 13 | Arrangements are in place to support my service/organisation to share relevant information about the progress of children and young people with the school. | 23 | 52.17 | 21.74 | 8.7 | 0.00 | 4.35 | 13.04 | 0.00 |
| 14 | The school values the contribution made by my service/organisation. | 23 | 65.22 | 30.43 | 0.00 | 0.00 | 4.35 | 0.00 | 0.00 |
| 15 | The school actively promotes my service/organisation to potential users, as appropriate. | 23 | 47.83 | 30.43 | 0.00 | 0.00 | 8.7 | 13.04 | 0.00 |

| Q No. | Question (cont.) | Response Count | Strongly agree % | Agree % | Disagree % | Strongly disagree % | Don't know % | N/A % | Didn't answer % |
|-------|---|----------------|------------------|---------|------------|---------------------|--------------|-------|-----------------|
| 16 | There are opportunities to network, share practice and participate in joint training and development with the school. | 23 | 21.74 | 39.13 | 17.39 | 0.00 | 4.35 | 17.39 | 0.00 |
| 17 | My service/organisation has a clear understanding of the social, cultural and economic context of the school. | 23 | 39.13 | 52.17 | 4.35 | 0.00 | 4.35 | 0.00 | 0.00 |
| 18 | Overall, partnership working with the school works well. | 23 | 65.22 | 26.09 | 0.00 | 0.00 | 8.7 | 0.00 | 0.00 |

06 Your experience by percentage chart (sharing)



Questionnaire for school teachers (10)

10 Your experience by percentage (sharing)

| Q No. | Question | Response Count | Strongly agree % | Agree % | Disagree % | Strongly disagree % | Don't know % | N/A % | Didn't answer % |
|-------|---|----------------|------------------|---------|------------|---------------------|--------------|-------|-----------------|
| 2 | I find it rewarding to be a member of staff at this school. | 20 | 65 | 30 | 0.00 | 0.00 | 5 | 0.00 | 0.00 |
| 3 | I feel a valued part of the school's community. | 20 | 55 | 35 | 0.00 | 0.00 | 10 | 0.00 | 0.00 |
| 4 | I am encouraged to learn and share practice with colleagues from other schools. | 20 | 55 | 40 | 0.00 | 0.00 | 5 | 0.00 | 0.00 |
| 5 | I am given the opportunity to learn and share practice with colleagues from other schools. | 20 | 25 | 60 | 0.00 | 0.00 | 10 | 0.00 | 5 |
| 6 | I have a clear understanding of the social, cultural and economic context of the school. | 20 | 65 | 30 | 0.00 | 0.00 | 5 | 0.00 | 0.00 |
| 7 | I feel appropriately supported by the school to undertake my role. | 20 | 65 | 30 | 0.00 | 0.00 | 5 | 0.00 | 0.00 |
| 8 | I am supported to engage in professional learning. | 20 | 70 | 25 | 0.00 | 0.00 | 5 | 0.00 | 0.00 |
| 9 | My professional learning enables me to reflect on and improve my practice. | 20 | 60 | 35 | 0.00 | 0.00 | 5 | 0.00 | 0.00 |
| 10 | I have regular opportunities to undertake leadership roles. | 20 | 55 | 30 | 0.00 | 0.00 | 10 | 5 | 0.00 |
| 11 | I have opportunities to be involved in agreeing priorities for the school. | 20 | 70 | 25 | 0.00 | 0.00 | 5 | 0.00 | 0.00 |
| 12 | I am actively involved in the school's ongoing self-evaluation. | 20 | 55 | 30 | 0.00 | 0.00 | 5 | 5 | 5 |
| 13 | GTCS standards are used to support professional dialogue. | 20 | 55 | 40 | 0.00 | 0.00 | 5 | 0.00 | 0.00 |
| 14 | I use information, including data, effectively to identify and reduce inequalities in children's and young people's outcomes. | 20 | 50 | 45 | 0.00 | 0.00 | 5 | 0.00 | 0.00 |
| 15 | I understand how to apply the school's procedures relating to child protection and safeguarding. | 20 | 85 | 10 | 0.00 | 0.00 | 5 | 0.00 | 0.00 |
| 16 | The school's vision and values underpins my work. | 20 | 65 | 30 | 0.00 | 0.00 | 5 | 0.00 | 0.00 |
| 17 | Staff treat all children and young people fairly and with respect. | 20 | 90 | 5 | 0.00 | 0.00 | 5 | 0.00 | 0.00 |

| Q No. | Question (cont.) | Response Count | Strongly agree % | Agree % | Disagree % | Strongly disagree % | Don't know % | N/A % | Didn't answer % |
|-------|---|----------------|------------------|---------|------------|---------------------|--------------|-------|-----------------|
| 18 | Colleagues treat each other with respect. | 20 | 60 | 35 | 0.00 | 0.00 | 5 | 0.00 | 0.00 |
| 19 | Children and young people are encouraged and supported to treat others with respect. | 20 | 90 | 5 | 0.00 | 0.00 | 5 | 0.00 | 0.00 |
| 20 | Children and young people are well behaved. | 20 | 30 | 65 | 0.00 | 0.00 | 5 | 0.00 | 0.00 |
| 21 | The school deals effectively with any bullying. | 20 | 70 | 25 | 0.00 | 0.00 | 5 | 0.00 | 0.00 |
| 22 | I am provided with feedback when I report an incident. | 20 | 50 | 30 | 0.00 | 0.00 | 5 | 15 | 0.00 |
| 23 | Staff at all levels within the school communicate effectively with each other. | 20 | 45 | 50 | 0.00 | 0.00 | 5 | 0.00 | 0.00 |
| 24 | The school's arrangements for engaging parents in their child's learning are effective. | 20 | 55 | 40 | 0.00 | 0.00 | 5 | 0.00 | 0.00 |
| 25 | The school is well led and managed. | 20 | 50 | 45 | 0.00 | 0.00 | 5 | 0.00 | 0.00 |
| 26 | Collaborative working across the school is effective in taking forward improvement. | 20 | 60 | 35 | 0.00 | 0.00 | 5 | 0.00 | 0.00 |
| 27 | Children and young people are engaged in their learning. | 20 | 55 | 40 | 0.00 | 0.00 | 5 | 0.00 | 0.00 |
| 28 | I give children and young people regular feedback which helps them to progress. | 20 | 55 | 40 | 0.00 | 0.00 | 5 | 0.00 | 0.00 |
| 29 | Children and young people are provided with experiences which meet their learning needs. | 20 | 60 | 35 | 0.00 | 0.00 | 5 | 0.00 | 0.00 |
| 30 | Children and young people are involved in talking about and planning their learning. | 20 | 55 | 35 | 0.00 | 0.00 | 5 | 5 | 0.00 |
| 31 | Children and young people are involved in setting their learning targets. | 20 | 55 | 35 | 0.00 | 0.00 | 5 | 5 | 0.00 |
| 32 | Children and young people have the opportunity to lead their learning. | 20 | 65 | 30 | 0.00 | 0.00 | 5 | 0.00 | 0.00 |
| 33 | I receive appropriate support for planning, preparation and assessment. | 20 | 45 | 50 | 0.00 | 0.00 | 5 | 0.00 | 0.00 |
| 34 | The school has effective strategies to support children and young people with their learning, including those requiring additional support. | 20 | 50 | 40 | 5 | 0.00 | 5 | 0.00 | 0.00 |
| 35 | Staff have a shared understanding of their 'responsibility of all' in literacy and numeracy and health and wellbeing. | 20 | 60 | 35 | 0.00 | 0.00 | 5 | 0.00 | 0.00 |

| Q No. | Question (cont.) | Response Count | Strongly agree % | Agree % | Disagree % | Strongly disagree % | Don't know % | N/A % | Didn't answer % |
|-------|--|----------------|------------------|---------|------------|---------------------|--------------|-------|-----------------|
| 36 | Moderation activities are helping me to make sound professional judgements. | 20 | 30 | 55 | 0.00 | 0.00 | 5 | 10 | 0.00 |
| 37 | I have regular opportunities to help shape the curriculum through discussions with colleagues, parents and partners. | 20 | 45 | 45 | 0.00 | 0.00 | 5 | 5 | 0.00 |
| 38 | I am aware of and involved in the school's strategies for raising attainment for all. | 20 | 45 | 45 | 0.00 | 0.00 | 5 | 5 | 0.00 |

10 Your experience by percentage chart (sharing)

