

Alva Primary School and Nursery Class

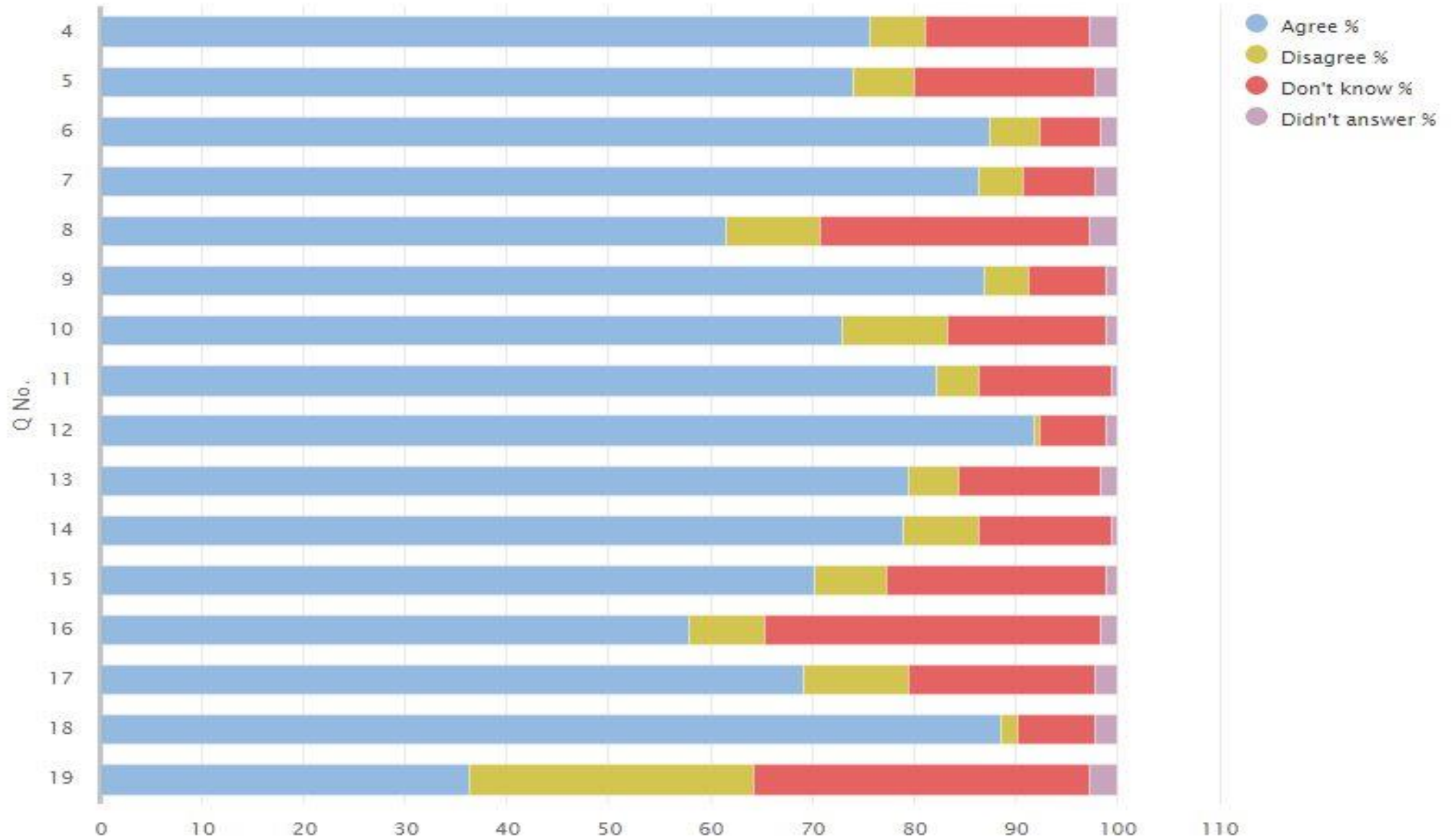
Pre-inspection questionnaire summary report
Inspection week: 29 January 2024

Questionnaire for children in primary stages (01)

01 Your experience by percentage (sharing)

| Q No. | Question | Response Count | Agree % | Disagree % | Don't know % | Didn't answer % |
|-------|---|----------------|---------|------------|--------------|-----------------|
| 4 | I feel safe when I am at school. | 185 | 75.68 | 5.41 | 16.22 | 2.70 |
| 5 | My school helps me to feel safe. | 185 | 74.05 | 5.95 | 17.84 | 2.16 |
| 6 | I have someone in my school I can speak to if I am upset or worried about something. | 185 | 87.57 | 4.86 | 5.95 | 1.62 |
| 7 | Staff treat me fairly and with respect. | 185 | 86.49 | 4.32 | 7.03 | 2.16 |
| 8 | Other children treat me fairly and with respect. | 185 | 61.62 | 9.19 | 26.49 | 2.70 |
| 9 | My school helps me to understand and respect other people. | 185 | 87.03 | 4.32 | 7.57 | 1.08 |
| 10 | My school is helping me to become confident. | 185 | 72.97 | 10.27 | 15.68 | 1.08 |
| 11 | My school teaches me how to lead a healthy lifestyle. | 185 | 82.16 | 4.32 | 12.97 | 0.54 |
| 12 | There are lots of chances at my school for me to get regular exercise. | 185 | 91.89 | 0.54 | 6.49 | 1.08 |
| 13 | My school offers me the opportunity to take part in activities in school beyond the classroom and timetabled day. | 185 | 79.46 | 4.86 | 14.05 | 1.62 |
| 14 | I have the opportunity to discuss my achievements outwith school with an adult in school who knows me well. | 185 | 78.92 | 7.57 | 12.97 | 0.54 |
| 15 | My school listens to my views. | 185 | 70.27 | 7.03 | 21.62 | 1.08 |
| 16 | My school takes my views into account. | 185 | 57.84 | 7.57 | 32.97 | 1.62 |
| 17 | I feel comfortable approaching staff with questions or suggestions. | 185 | 69.19 | 10.27 | 18.38 | 2.16 |
| 18 | Staff help me to understand how I am progressing in my school work. | 185 | 88.65 | 1.62 | 7.57 | 2.16 |
| 19 | My homework helps me to understand and improve my work in school. | 185 | 36.22 | 28.11 | 32.97 | 2.70 |

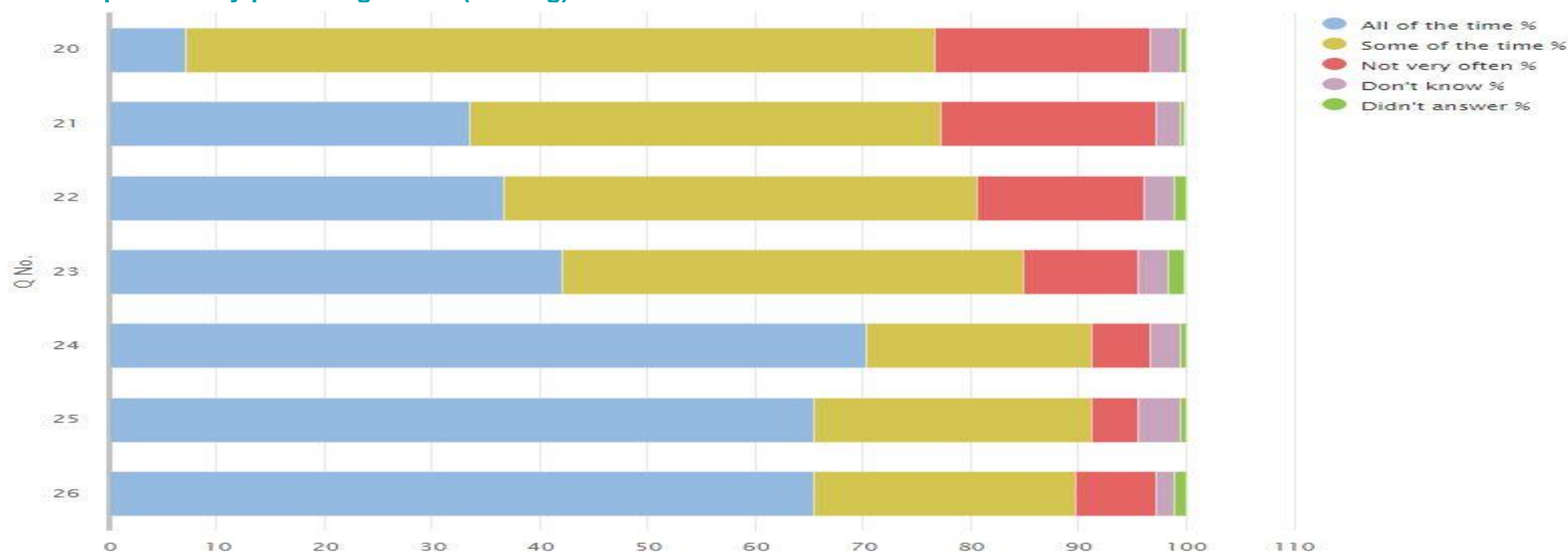
01 Your experience by percentage chart (sharing)



01 Your experience by percentage 2 (sharing)

| Q No. | Question | Response Count | All of the time % | Some of the time % | Not very often % | Don't know % | Didn't answer % |
|-------|---|----------------|-------------------|--------------------|------------------|--------------|-----------------|
| 20 | Other children behave well. | 185 | 7.03 | 69.73 | 20.00 | 2.70 | 0.54 |
| 21 | My teachers ask me about what things I want to learn in school. | 185 | 33.51 | 43.78 | 20.00 | 2.16 | 0.54 |
| 22 | I enjoy learning at school. | 185 | 36.76 | 43.78 | 15.68 | 2.70 | 1.08 |
| 23 | I feel that my work in school is hard enough. | 185 | 42.16 | 42.70 | 10.81 | 2.70 | 1.62 |
| 24 | I know who to ask to get help if I find my work too hard. | 185 | 70.27 | 21.08 | 5.41 | 2.70 | 0.54 |
| 25 | I am encouraged by staff to do the best I can. | 185 | 65.41 | 25.95 | 4.32 | 3.78 | 0.54 |
| 26 | I am happy with the quality of teaching in my school. | 185 | 65.41 | 24.32 | 7.57 | 1.62 | 1.08 |

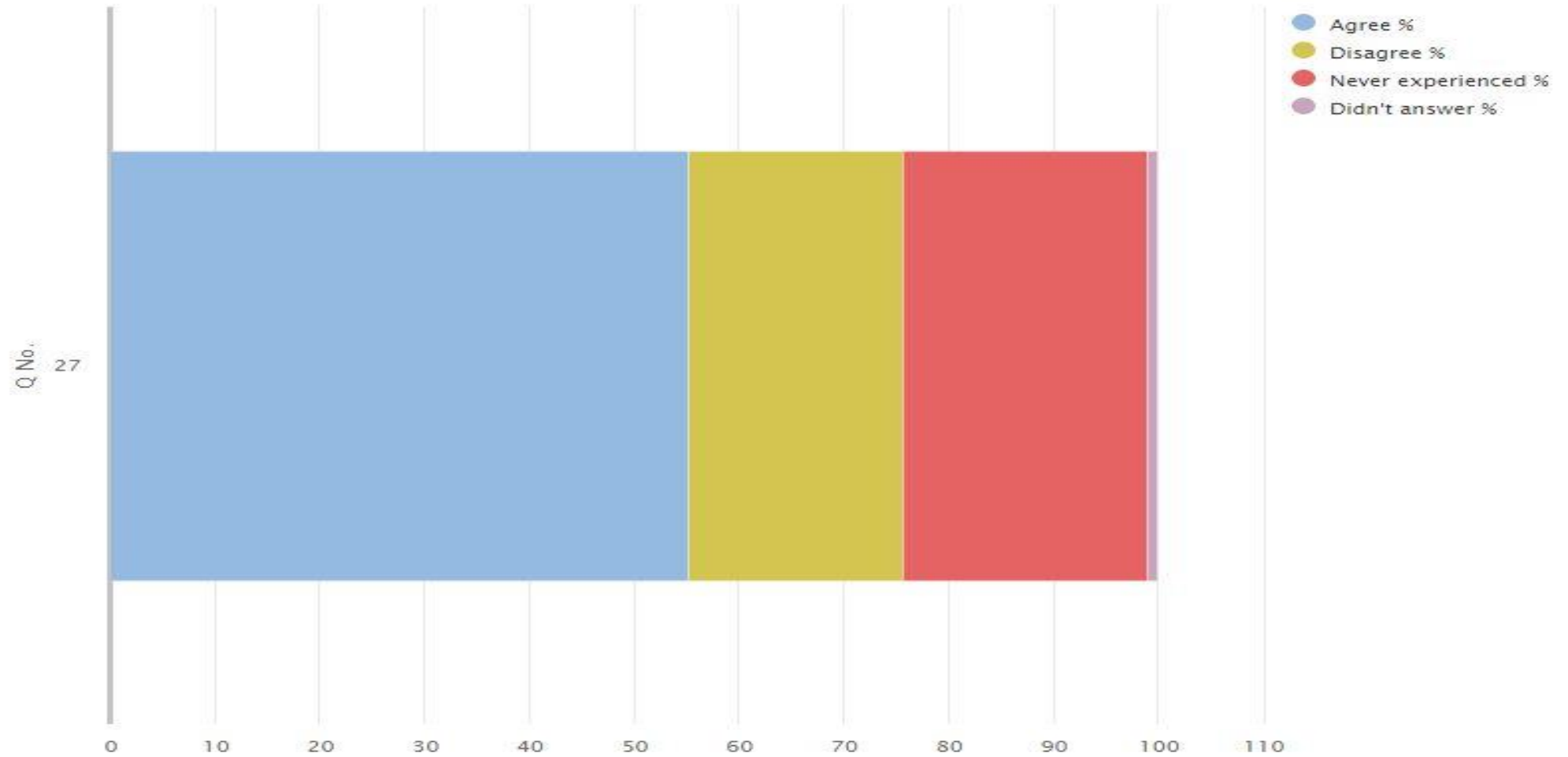
01 Your experience by percentage chart (sharing)



01 Your experience by percentage (sharing) bullying

| Q No. | Question | Response Count | Agree % | Disagree % | Never experienced % | Didn't answer % |
|-------|---|----------------|---------|------------|---------------------|-----------------|
| 27 | My school deals well with any bullying. | 185 | 55.14 | 20.54 | 23.24 | 1.08 |

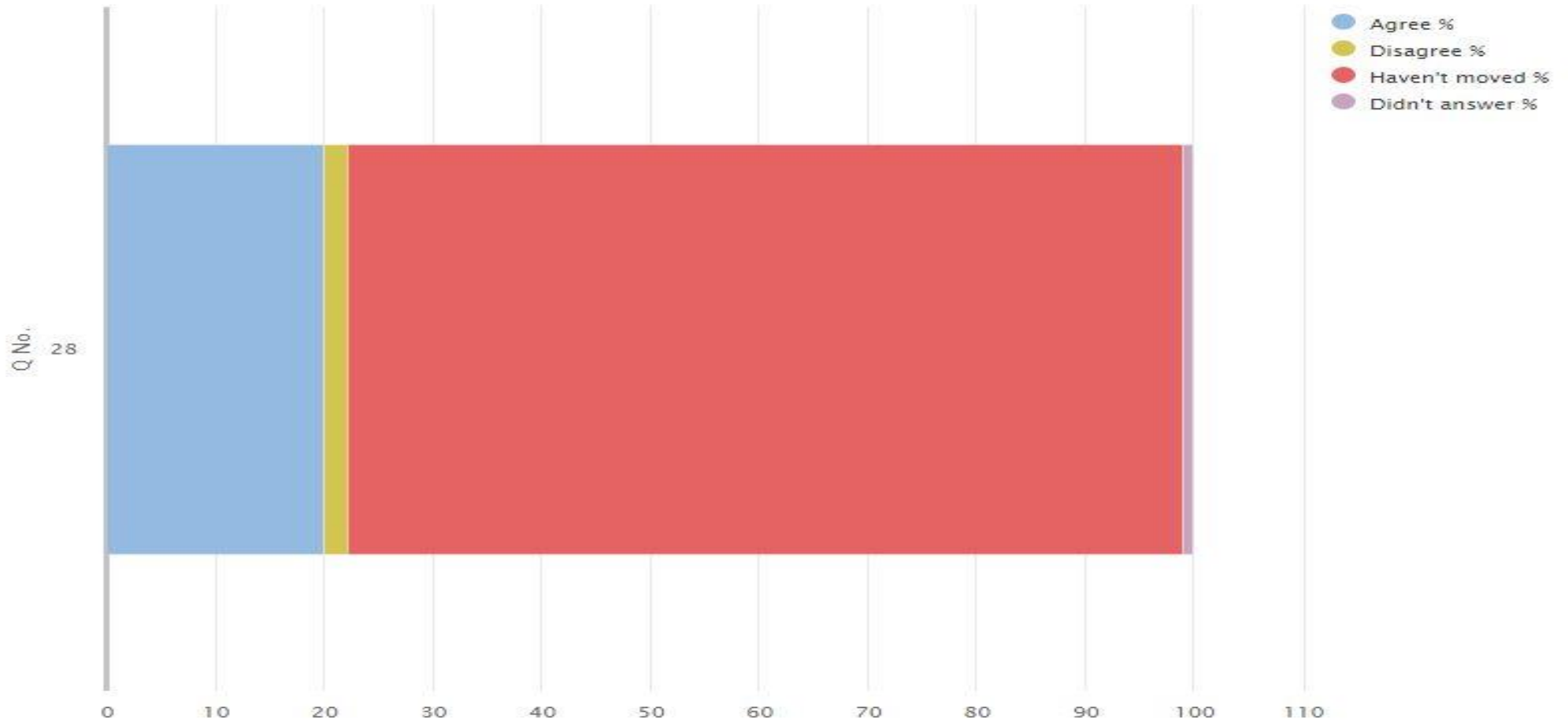
01 Your experience by percentage chart (sharing) bullying



01 Your experience by percentage (sharing) moved

| Q No. | Question | Response Count | Agree % | Disagree % | Haven't moved % | Didn't answer % |
|-------|---|----------------|---------|------------|-----------------|-----------------|
| 28 | I was well supported if I moved to a new school within the last year. | 185 | 20.00 | 2.16 | 76.76 | 1.08 |

01 Your experience by percentage chart (sharing) moved

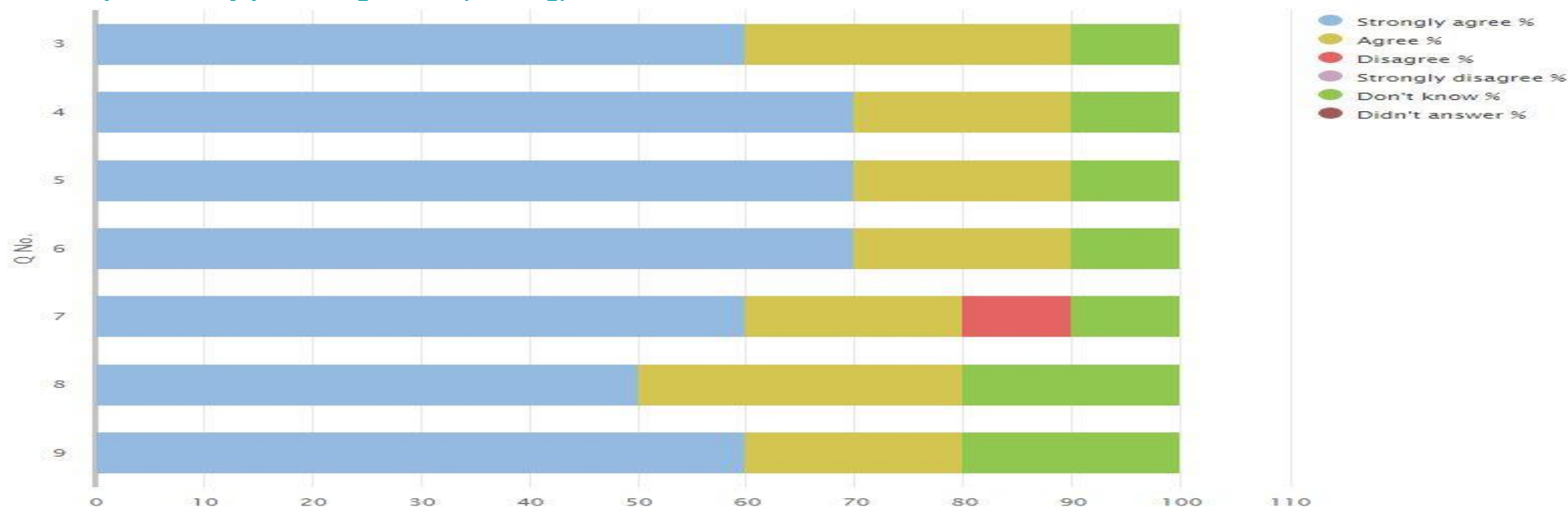


Questionnaire for parents/carers of children in the early learning and childcare setting (03)

03 Your experience by percentage (sharing)

| Q No. | Question | Response Count | Strongly agree % | Agree % | Disagree % | Strongly disagree % | Don't know % | Didn't answer % |
|-------|---|----------------|------------------|---------|------------|---------------------|--------------|-----------------|
| 3 | My child likes being at this setting. | 10 | 60.00 | 30.00 | 0.00 | 0.00 | 10.00 | 0.00 |
| 4 | Staff treat my child fairly and with respect. | 10 | 70.00 | 20.00 | 0.00 | 0.00 | 10.00 | 0.00 |
| 5 | I feel that my child is safe at the setting. | 10 | 70.00 | 20.00 | 0.00 | 0.00 | 10.00 | 0.00 |
| 6 | My child's behaviour is managed effectively. | 10 | 70.00 | 20.00 | 0.00 | 0.00 | 10.00 | 0.00 |
| 7 | The setting helps my child to feel confident. | 10 | 60.00 | 20.00 | 10.00 | 0.00 | 10.00 | 0.00 |
| 8 | I feel staff really know my child as an individual. | 10 | 50.00 | 30.00 | 0.00 | 0.00 | 20.00 | 0.00 |
| 9 | The learning experiences my child has at the setting are at the right level for them. | 10 | 60.00 | 20.00 | 0.00 | 0.00 | 20.00 | 0.00 |

03 Your experience by percentage chart (sharing)



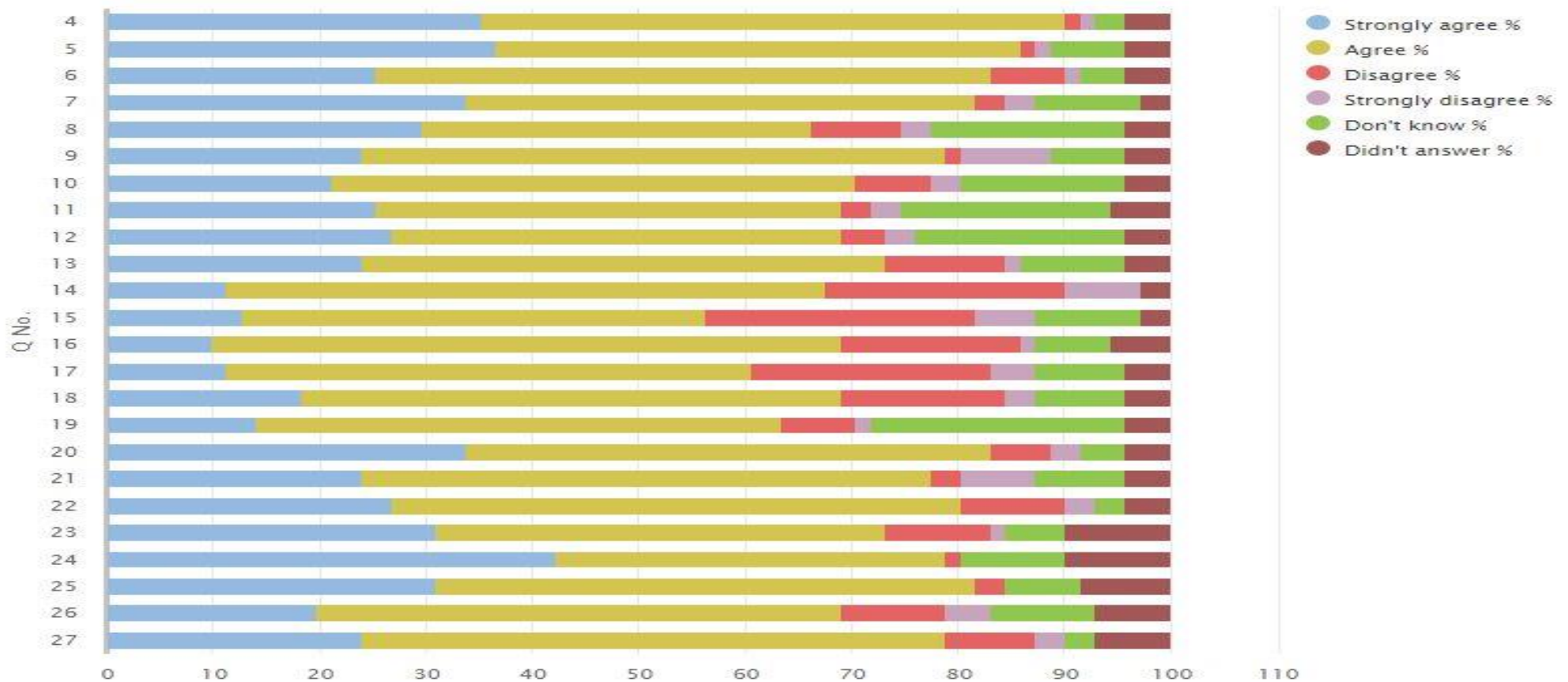
Questionnaire for parents/carers of children in primary stages (04)

04 Your experience by percentage (sharing)

| Q No. | Question | Response Count | Strongly agree % | Agree % | Disagree % | Strongly disagree % | Don't know % | Didn't answer % |
|-------|--|----------------|------------------|---------|------------|---------------------|--------------|-----------------|
| 4 | My child likes being at this school. | 71 | 35.21 | 54.93 | 1.41 | 1.41 | 2.82 | 4.23 |
| 5 | Staff treat my child fairly and with respect. | 71 | 36.62 | 49.30 | 1.41 | 1.41 | 7.04 | 4.23 |
| 6 | I feel that my child is safe at the school. | 71 | 25.35 | 57.75 | 7.04 | 1.41 | 4.23 | 4.23 |
| 7 | The school helps my child to feel confident. | 71 | 33.80 | 47.89 | 2.82 | 2.82 | 9.86 | 2.82 |
| 8 | I feel staff really know my child as an individual. | 71 | 29.58 | 36.62 | 8.45 | 2.82 | 18.31 | 4.23 |
| 9 | My child finds their learning activities hard enough. | 71 | 23.94 | 54.93 | 1.41 | 8.45 | 7.04 | 4.23 |
| 10 | My child receives the help he/she needs to do well. | 71 | 21.13 | 49.30 | 7.04 | 2.82 | 15.49 | 4.23 |
| 11 | My child is encouraged by the school to be healthy and take regular exercise. | 71 | 25.35 | 43.66 | 2.82 | 2.82 | 19.72 | 5.63 |
| 12 | The school supports my child's emotional wellbeing. | 71 | 26.76 | 42.25 | 4.23 | 2.82 | 19.72 | 4.23 |
| 13 | My child is making good progress at the school. | 71 | 23.94 | 49.30 | 11.27 | 1.41 | 9.86 | 4.23 |
| 14 | I receive helpful, regular feedback about how my child is learning and developing e.g. informal feedback, reports and learning profiles. | 71 | 11.27 | 56.34 | 22.54 | 7.04 | 0.00 | 2.82 |
| 15 | The information I receive about how my child is doing reaches me at the right time. | 71 | 12.68 | 43.66 | 25.35 | 5.63 | 9.86 | 2.82 |
| 16 | I understand how my child's progress is assessed. | 71 | 9.86 | 59.15 | 16.90 | 1.41 | 7.04 | 5.63 |
| 17 | The school gives me advice on how to support my child's learning at home. | 71 | 11.27 | 49.30 | 22.54 | 4.23 | 8.45 | 4.23 |
| 18 | The school organises activities where my child and I can learn together. | 71 | 18.31 | 50.70 | 15.49 | 2.82 | 8.45 | 4.23 |
| 19 | The school takes my views into account when making changes. | 71 | 14.08 | 49.30 | 7.04 | 1.41 | 23.94 | 4.23 |
| 20 | I feel comfortable approaching the school with questions, suggestions and/or a problem. | 71 | 33.80 | 49.30 | 5.63 | 2.82 | 4.23 | 4.23 |
| 21 | I feel encouraged to be involved in the work of the Parent Council and/or parent association. | 71 | 23.94 | 53.52 | 2.82 | 7.04 | 8.45 | 4.23 |
| 22 | I am kept informed about the work of the Parent Council and/or parent association. | 71 | 26.76 | 53.52 | 9.86 | 2.82 | 2.82 | 4.23 |

| Q No. | Question (cont.) | Response Count | Strongly agree % | Agree % | Disagree % | Strongly disagree % | Don't know % | Didn't answer % |
|-------|--|----------------|------------------|---------|------------|---------------------|--------------|-----------------|
| 23 | I am satisfied with the quality of teaching in the school. | 71 | 30.99 | 42.25 | 9.86 | 1.41 | 5.63 | 9.86 |
| 24 | The school is well led and managed. | 71 | 42.25 | 36.62 | 1.41 | 0.00 | 9.86 | 9.86 |
| 25 | The school encourages children to treat others with respect. | 71 | 30.99 | 50.70 | 2.82 | 0.00 | 7.04 | 8.45 |
| 26 | I would recommend the school to other parents. | 71 | 19.72 | 49.30 | 9.86 | 4.23 | 9.86 | 7.04 |
| 27 | Overall, I am satisfied with the school. | 71 | 23.94 | 54.93 | 8.45 | 2.82 | 2.82 | 7.04 |

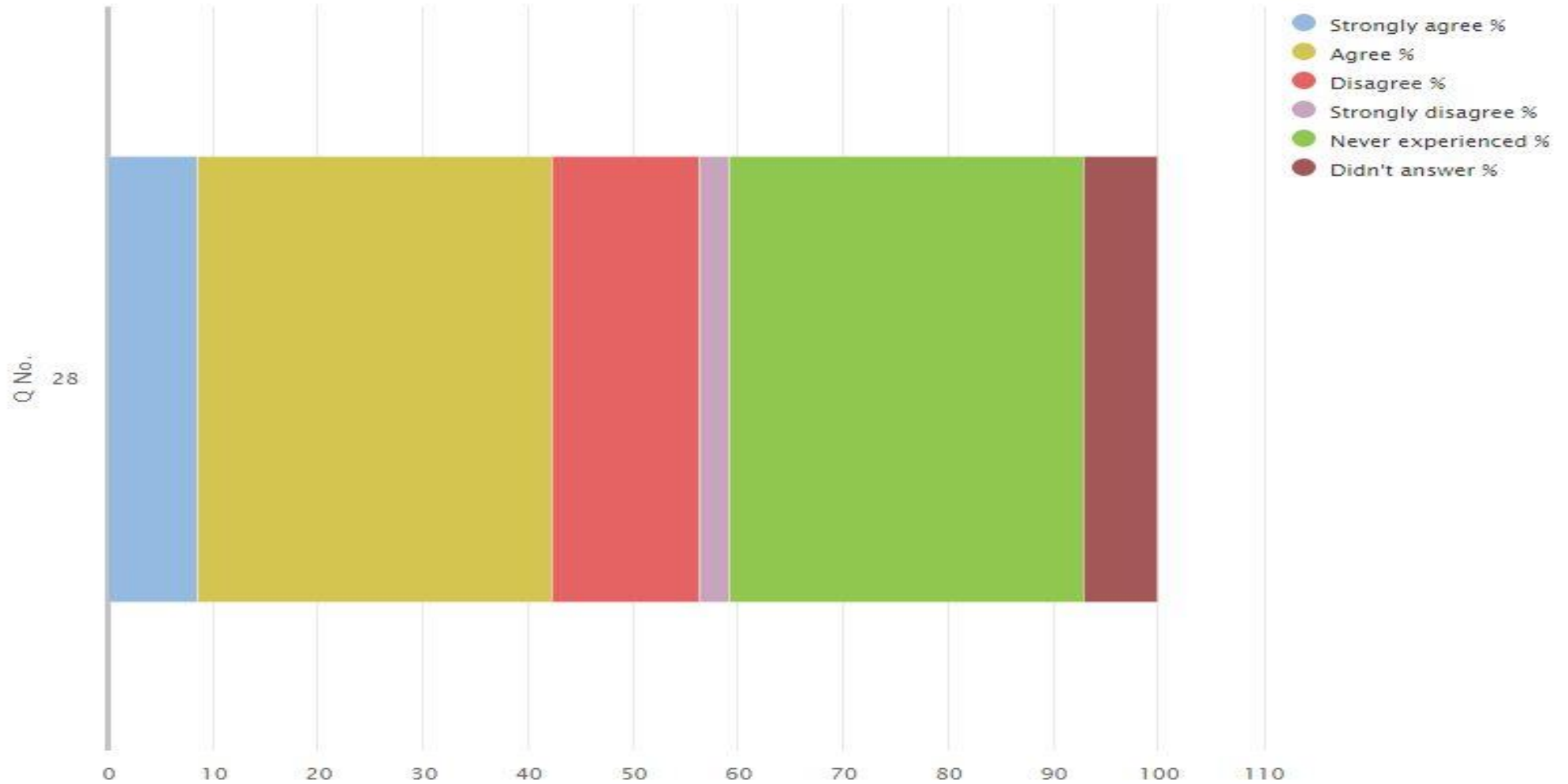
04 Your experience by percentage chart (sharing)



04 Your experience by percentage (sharing) bullying

| Q No. | Question | Response Count | Strongly agree % | Agree % | Disagree % | Strongly disagree % | Never experienced % | Didn't answer % |
|-------|--|----------------|------------------|---------|------------|---------------------|---------------------|-----------------|
| 28 | The school deals well with any bullying. | 71 | 8.45 | 33.80 | 14.08 | 2.82 | 33.80 | 7.04 |

04 Your experience by percentage chart (sharing) bullying



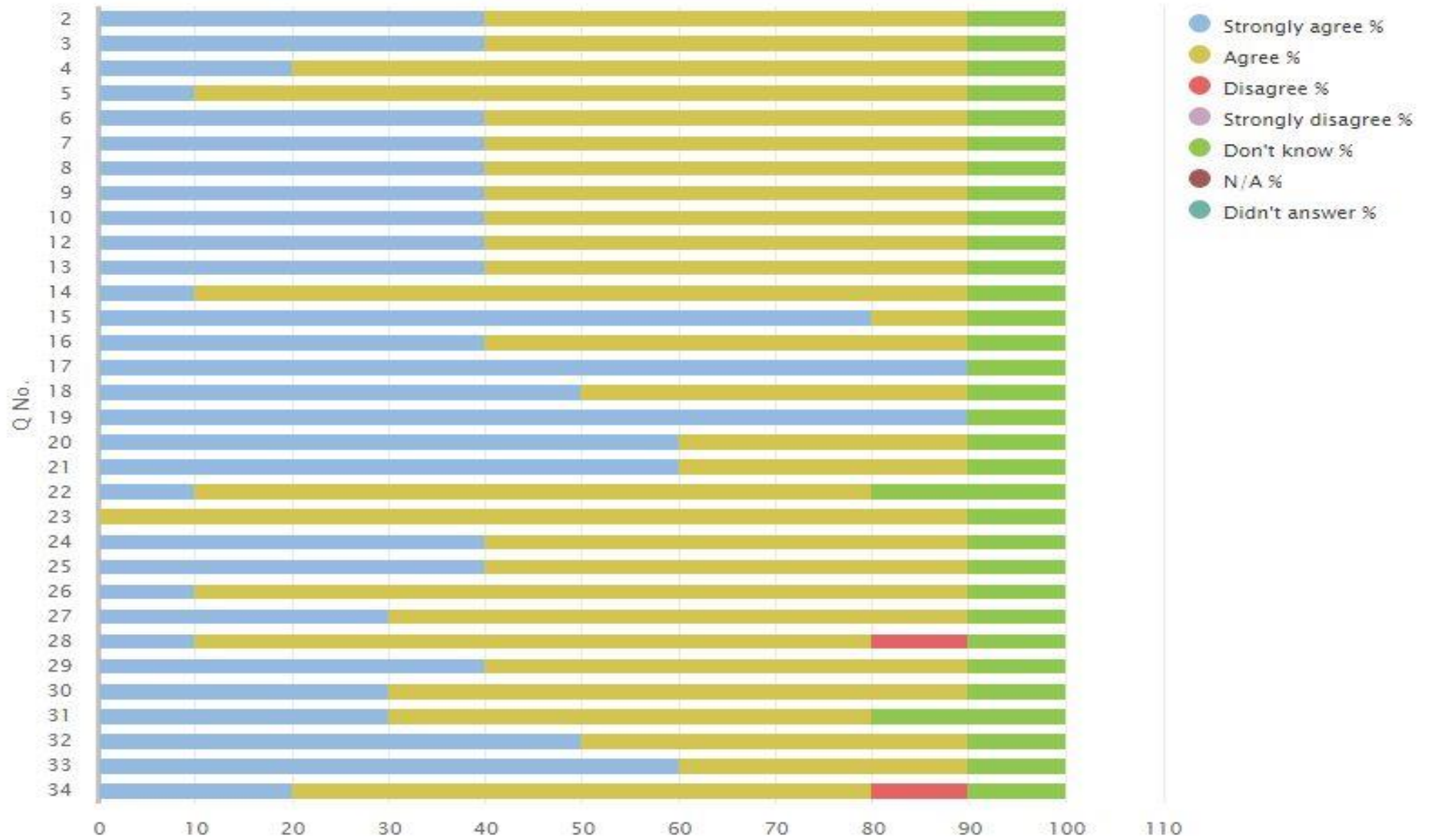
Questionnaire for early learning and childcare staff (08)

08 Your experience by percentage (sharing)

| Q No. | Question | Response Count | Strongly agree % | Agree % | Disagree % | Strongly disagree % | Don't know % | N/A % | Didn't answer % |
|-------|---|----------------|------------------|---------|------------|---------------------|--------------|-------|-----------------|
| 2 | I find it rewarding to be a member of staff at this setting. | 10 | 40.00 | 50.00 | 0.00 | 0.00 | 10.00 | 0.00 | 0.00 |
| 3 | I feel a valued part of the setting's community. | 10 | 40.00 | 50.00 | 0.00 | 0.00 | 10.00 | 0.00 | 0.00 |
| 4 | I am encouraged to learn and share practice with colleagues from other settings. | 10 | 20.00 | 70.00 | 0.00 | 0.00 | 10.00 | 0.00 | 0.00 |
| 5 | I am given the opportunity to learn and share practice with colleagues from other settings. | 10 | 10.00 | 80.00 | 0.00 | 0.00 | 10.00 | 0.00 | 0.00 |
| 6 | I have a clear understanding of the social, cultural and economic context of the setting. | 10 | 40.00 | 50.00 | 0.00 | 0.00 | 10.00 | 0.00 | 0.00 |
| 7 | I feel appropriately supported by the setting to undertake my role. | 10 | 40.00 | 50.00 | 0.00 | 0.00 | 10.00 | 0.00 | 0.00 |
| 8 | I am supported to engage in professional learning. | 10 | 40.00 | 50.00 | 0.00 | 0.00 | 10.00 | 0.00 | 0.00 |
| 9 | My professional learning enables me to reflect on and improve my practice. | 10 | 40.00 | 50.00 | 0.00 | 0.00 | 10.00 | 0.00 | 0.00 |
| 10 | I have regular opportunities to undertake leadership roles. | 10 | 40.00 | 50.00 | 0.00 | 0.00 | 10.00 | 0.00 | 0.00 |
| 11 | I have opportunities to be involved in agreeing priorities for the setting. | 10 | 40.00 | 50.00 | 0.00 | 0.00 | 10.00 | 0.00 | 0.00 |
| 12 | I am actively involved in the setting's ongoing self-evaluation. | 10 | 40.00 | 50.00 | 0.00 | 0.00 | 10.00 | 0.00 | 0.00 |
| 13 | My professional standards are used to support professional reflection and learning. | 10 | 10.00 | 80.00 | 0.00 | 0.00 | 10.00 | 0.00 | 0.00 |
| 14 | I use information, including data, effectively to identify and reduce inequalities in childrens outcomes. | 10 | 80.00 | 10.00 | 0.00 | 0.00 | 10.00 | 0.00 | 0.00 |
| 15 | I understand how to apply the setting's procedures relating to child protection and safeguarding. | 10 | 40.00 | 50.00 | 0.00 | 0.00 | 10.00 | 0.00 | 0.00 |
| 16 | The setting's vision and values underpins my work. | 10 | 90.00 | 0.00 | 0.00 | 0.00 | 10.00 | 0.00 | 0.00 |
| 17 | Staff treat all children fairly and with respect. | 10 | 50.00 | 40.00 | 0.00 | 0.00 | 10.00 | 0.00 | 0.00 |
| 18 | Colleagues treat each other with respect. | 10 | 40.00 | 50.00 | 0.00 | 0.00 | 10.00 | 0.00 | 0.00 |

| Q No. | Question (cont.) | Response Count | Strongly agree % | Agree % | Disagree % | Strongly disagree % | Don't know % | N/A % | Didn't answer % |
|-------|---|----------------|------------------|---------|------------|---------------------|--------------|-------|-----------------|
| 19 | Children are encouraged and supported to treat others with respect. | 10 | 90.00 | 0.00 | 0.00 | 0.00 | 10.00 | 0.00 | 0.00 |
| 20 | Staff and parents treat each other with respect. | 10 | 60.00 | 30.00 | 0.00 | 0.00 | 10.00 | 0.00 | 0.00 |
| 21 | Staff work well to understand and support children's behaviour. | 10 | 60.00 | 30.00 | 0.00 | 0.00 | 10.00 | 0.00 | 0.00 |
| 22 | Staff at all levels within the setting communicate effectively with each other. | 10 | 10.00 | 70.00 | 0.00 | 0.00 | 20.00 | 0.00 | 0.00 |
| 23 | The setting's arrangements for engaging parents in their child's learning are effective. | 10 | 0.00 | 90.00 | 0.00 | 0.00 | 10.00 | 0.00 | 0.00 |
| 24 | The setting is well led and managed. | 10 | 40.00 | 50.00 | 0.00 | 0.00 | 10.00 | 0.00 | 0.00 |
| 25 | Collaborative working across the setting is effective in taking forward improvement. | 10 | 40.00 | 50.00 | 0.00 | 0.00 | 10.00 | 0.00 | 0.00 |
| 26 | Children are engaged in their learning. | 10 | 10.00 | 80.00 | 0.00 | 0.00 | 10.00 | 0.00 | 0.00 |
| 27 | Children are provided with experiences which meet their learning and development needs. | 10 | 30.00 | 60.00 | 0.00 | 0.00 | 10.00 | 0.00 | 0.00 |
| 28 | Children are involved in talking about and planning their learning. | 10 | 10.00 | 70.00 | 10.00 | 0.00 | 10.00 | 0.00 | 0.00 |
| 29 | Children have the opportunity to lead their learning. | 10 | 40.00 | 50.00 | 0.00 | 0.00 | 10.00 | 0.00 | 0.00 |
| 30 | I receive appropriate support for the planning and assessment of children's learning and development. | 10 | 30.00 | 60.00 | 0.00 | 0.00 | 10.00 | 0.00 | 0.00 |
| 31 | The setting has effective strategies to support children with their learning and development, including those requiring additional support. | 10 | 30.00 | 50.00 | 0.00 | 0.00 | 20.00 | 0.00 | 0.00 |
| 32 | Staff have a shared understanding of how young children develop early language and mathematical skills. | 10 | 50.00 | 40.00 | 0.00 | 0.00 | 10.00 | 0.00 | 0.00 |
| 33 | Staff have a shared understanding of their 'responsibility of all' in relation to health and wellbeing. | 10 | 60.00 | 30.00 | 0.00 | 0.00 | 10.00 | 0.00 | 0.00 |
| 34 | I have regular opportunities to help shape the curriculum through discussions with colleagues, parents and partners. | 10 | 20.00 | 60.00 | 10.00 | 0.00 | 10.00 | 0.00 | 0.00 |

08 Your experience by percentage chart (sharing)



Questionnaire for school teachers (10)

10 Your experience by percentage (sharing)

| Q No. | Question | Response Count | Strongly agree % | Agree % | Disagree % | Strongly disagree % | Don't know % | N/A % | Didn't answer % |
|-------|---|----------------|------------------|---------|------------|---------------------|--------------|-------|-----------------|
| 2 | I find it rewarding to be a member of staff at this school. | 22 | 45.45 | 45.45 | 0.00 | 0.00 | 9.09 | 0.00 | 0.00 |
| 3 | I feel a valued part of the school's community. | 22 | 45.45 | 50.00 | 0.00 | 0.00 | 4.55 | 0.00 | 0.00 |
| 4 | I am encouraged to learn and share practice with colleagues from other schools. | 22 | 27.27 | 63.64 | 0.00 | 0.00 | 4.55 | 0.00 | 4.55 |
| 5 | I am given the opportunity to learn and share practice with colleagues from other schools. | 22 | 31.82 | 59.09 | 4.55 | 0.00 | 4.55 | 0.00 | 0.00 |
| 6 | I have a clear understanding of the social, cultural and economic context of the school. | 22 | 50.00 | 45.45 | 0.00 | 0.00 | 4.55 | 0.00 | 0.00 |
| 7 | I feel appropriately supported by the school to undertake my role. | 22 | 50.00 | 31.82 | 13.64 | 0.00 | 0.00 | 0.00 | 4.55 |
| 8 | I am supported to engage in professional learning. | 22 | 27.27 | 63.64 | 4.55 | 0.00 | 4.55 | 0.00 | 0.00 |
| 9 | My professional learning enables me to reflect on and improve my practice. | 22 | 31.82 | 63.64 | 0.00 | 0.00 | 4.55 | 0.00 | 0.00 |
| 10 | I have regular opportunities to undertake leadership roles. | 22 | 31.82 | 54.55 | 4.55 | 0.00 | 4.55 | 4.55 | 0.00 |
| 11 | I have opportunities to be involved in agreeing priorities for the school. | 22 | 59.09 | 31.82 | 4.55 | 0.00 | 4.55 | 0.00 | 0.00 |
| 12 | I am actively involved in the school's ongoing self-evaluation. | 22 | 63.64 | 31.82 | 0.00 | 0.00 | 4.55 | 0.00 | 0.00 |
| 13 | GTCS standards are used to support professional dialogue. | 22 | 45.45 | 50.00 | 0.00 | 0.00 | 4.55 | 0.00 | 0.00 |
| 14 | I use information, including data, effectively to identify and reduce inequalities in children's and young people's outcomes. | 22 | 36.36 | 59.09 | 0.00 | 0.00 | 4.55 | 0.00 | 0.00 |
| 15 | I understand how to apply the school's procedures relating to child protection and safeguarding. | 22 | 72.73 | 22.73 | 0.00 | 0.00 | 4.55 | 0.00 | 0.00 |
| 16 | The school's vision and values underpins my work. | 22 | 59.09 | 31.82 | 0.00 | 0.00 | 9.09 | 0.00 | 0.00 |
| 17 | Staff treat all children and young people fairly and with respect. | 22 | 68.18 | 27.27 | 0.00 | 0.00 | 4.55 | 0.00 | 0.00 |

| Q No. | Question (cont.) | Response Count | Strongly agree % | Agree % | Disagree % | Strongly disagree % | Don't know % | N/A % | Didn't answer % |
|-------|---|----------------|------------------|---------|------------|---------------------|--------------|-------|-----------------|
| 18 | Colleagues treat each other with respect. | 22 | 50.00 | 31.82 | 0.00 | 0.00 | 9.09 | 0.00 | 9.09 |
| 19 | Children and young people are encouraged and supported to treat others with respect. | 22 | 59.09 | 31.82 | 0.00 | 0.00 | 4.55 | 0.00 | 4.55 |
| 20 | Children and young people are well behaved. | 22 | 4.55 | 86.36 | 0.00 | 0.00 | 9.09 | 0.00 | 0.00 |
| 21 | The school deals effectively with any bullying. | 22 | 40.91 | 45.45 | 0.00 | 0.00 | 9.09 | 4.55 | 0.00 |
| 22 | I am provided with feedback when I report an incident. | 22 | 36.36 | 45.45 | 13.64 | 4.55 | 0.00 | 0.00 | 0.00 |
| 23 | Staff at all levels within the school communicate effectively with each other. | 22 | 27.27 | 59.09 | 4.55 | 0.00 | 9.09 | 0.00 | 0.00 |
| 24 | The school's arrangements for engaging parents in their child's learning are effective. | 22 | 27.27 | 68.18 | 0.00 | 0.00 | 4.55 | 0.00 | 0.00 |
| 25 | The school is well led and managed. | 22 | 68.18 | 27.27 | 0.00 | 0.00 | 4.55 | 0.00 | 0.00 |
| 26 | Collaborative working across the school is effective in taking forward improvement. | 22 | 50.00 | 45.45 | 0.00 | 0.00 | 4.55 | 0.00 | 0.00 |
| 27 | Children and young people are engaged in their learning. | 22 | 9.09 | 86.36 | 0.00 | 0.00 | 4.55 | 0.00 | 0.00 |
| 28 | I give children and young people regular feedback which helps them to progress. | 22 | 36.36 | 50.00 | 0.00 | 0.00 | 4.55 | 0.00 | 9.09 |
| 29 | Children and young people are provided with experiences which meet their learning needs. | 22 | 27.27 | 68.18 | 0.00 | 0.00 | 4.55 | 0.00 | 0.00 |
| 30 | Children and young people are involved in talking about and planning their learning. | 22 | 22.73 | 68.18 | 4.55 | 0.00 | 4.55 | 0.00 | 0.00 |
| 31 | Children and young people are involved in setting their learning targets. | 22 | 9.09 | 68.18 | 13.64 | 0.00 | 0.00 | 9.09 | 0.00 |
| 32 | Children and young people have the opportunity to lead their learning. | 22 | 4.55 | 86.36 | 4.55 | 0.00 | 0.00 | 4.55 | 0.00 |
| 33 | I receive appropriate support for planning, preparation and assessment. | 22 | 22.73 | 68.18 | 0.00 | 0.00 | 4.55 | 4.55 | 0.00 |
| 34 | The school has effective strategies to support children and young people with their learning, including those requiring additional support. | 22 | 45.45 | 45.45 | 4.55 | 0.00 | 4.55 | 0.00 | 0.00 |
| 35 | Staff have a shared understanding of their 'responsibility of all' in literacy and numeracy and health and wellbeing. | 22 | 45.45 | 45.45 | 0.00 | 0.00 | 4.55 | 0.00 | 4.55 |

| Q No. | Question (cont.) | Response Count | Strongly agree % | Agree % | Disagree % | Strongly disagree % | Don't know % | N/A % | Didn't answer % |
|-------|--|----------------|------------------|---------|------------|---------------------|--------------|-------|-----------------|
| 36 | Moderation activities are helping me to make sound professional judgements. | 22 | 13.64 | 77.27 | 4.55 | 0.00 | 4.55 | 0.00 | 0.00 |
| 37 | I have regular opportunities to help shape the curriculum through discussions with colleagues, parents and partners. | 22 | 40.91 | 50.00 | 9.09 | 0.00 | 0.00 | 0.00 | 0.00 |
| 38 | I am aware of and involved in the school's strategies for raising attainment for all. | 22 | 45.45 | 50.00 | 0.00 | 0.00 | 4.55 | 0.00 | 0.00 |

10 Your experience by percentage chart (sharing)



Questionnaire for pupil support staff (11)

11 Your experience by percentage (sharing)

| Q No. | Question | Response Count | Strongly agree % | Agree % | Disagree % | Strongly disagree % | Don't know % | N/A % | Didn't answer % |
|-------|---|----------------|------------------|---------|------------|---------------------|--------------|-------|-----------------|
| 2 | I find it rewarding to be a member of staff at this school. | 15 | 6.67 | 66.67 | 13.33 | 6.67 | 6.67 | 0.00 | 0.00 |
| 3 | I feel a valued part of the school's community. | 15 | 6.67 | 53.33 | 20.00 | 6.67 | 13.33 | 0.00 | 0.00 |
| 4 | I am encouraged to learn and share practice with colleagues from other schools. | 15 | 0.00 | 6.67 | 60.00 | 26.67 | 6.67 | 0.00 | 0.00 |
| 5 | I am given the opportunity to learn and share practice with colleagues from other schools. | 15 | 0.00 | 6.67 | 66.67 | 20.00 | 6.67 | 0.00 | 0.00 |
| 6 | I have a clear understanding of the social, cultural and economic context of the school. | 15 | 6.67 | 80.00 | 6.67 | 0.00 | 6.67 | 0.00 | 0.00 |
| 7 | I feel appropriately supported by the school to undertake my role. | 15 | 13.33 | 26.67 | 53.33 | 6.67 | 0.00 | 0.00 | 0.00 |
| 8 | I am supported to engage in professional learning. | 15 | 6.67 | 33.33 | 40.00 | 13.33 | 0.00 | 0.00 | 6.67 |
| 9 | My professional learning enables me to reflect on and improve my practice. | 15 | 13.33 | 40.00 | 13.33 | 13.33 | 6.67 | 6.67 | 6.67 |
| 10 | I have regular opportunities to undertake leadership roles. | 15 | 13.33 | 20.00 | 46.67 | 13.33 | 0.00 | 0.00 | 6.67 |
| 11 | I have opportunities to be involved in agreeing priorities for the school. | 15 | 6.67 | 20.00 | 33.33 | 13.33 | 20.00 | 0.00 | 6.67 |
| 12 | I am actively involved in the school's ongoing self-evaluation. | 15 | 6.67 | 20.00 | 33.33 | 6.67 | 20.00 | 6.67 | 6.67 |
| 13 | I use information, including data, effectively to identify and reduce inequalities in children's and young people's outcomes. | 15 | 0.00 | 53.33 | 26.67 | 6.67 | 0.00 | 6.67 | 6.67 |
| 14 | I understand how to apply the school's procedures relating to child protection and safeguarding. | 15 | 53.33 | 40.00 | 0.00 | 0.00 | 6.67 | 0.00 | 0.00 |
| 15 | The school's vision and values underpins my work. | 15 | 6.67 | 60.00 | 6.67 | 6.67 | 20.00 | 0.00 | 0.00 |
| 16 | Staff treat all children and young people fairly and with respect. | 15 | 20.00 | 66.67 | 0.00 | 0.00 | 6.67 | 0.00 | 6.67 |
| 17 | Colleagues treat each other with respect. | 15 | 13.33 | 60.00 | 6.67 | 13.33 | 6.67 | 0.00 | 0.00 |

| Q No. | Question (cont.) | Response Count | Strongly agree % | Agree % | Disagree % | Strongly disagree % | Don't know % | N/A % | Didn't answer % |
|-------|---|----------------|------------------|---------|------------|---------------------|--------------|-------|-----------------|
| 18 | Children and young people are encouraged and supported to treat others with respect. | 15 | 33.33 | 60.00 | 0.00 | 0.00 | 6.67 | 0.00 | 0.00 |
| 19 | Children and young people are well behaved. | 15 | 6.67 | 66.67 | 26.67 | 0.00 | 0.00 | 0.00 | 0.00 |
| 20 | The school deals effectively with any bullying. | 15 | 13.33 | 53.33 | 6.67 | 0.00 | 26.67 | 0.00 | 0.00 |
| 21 | I am provided with feedback when I report an incident. | 15 | 0.00 | 13.33 | 46.67 | 33.33 | 6.67 | 0.00 | 0.00 |
| 22 | Staff at all levels within the school communicate effectively with each other. | 15 | 0.00 | 26.67 | 26.67 | 20.00 | 20.00 | 0.00 | 6.67 |
| 23 | The school's arrangements for engaging parents in their child's learning are effective. | 15 | 0.00 | 66.67 | 13.33 | 0.00 | 13.33 | 0.00 | 6.67 |
| 24 | The school is well led and managed. | 15 | 13.33 | 46.67 | 13.33 | 6.67 | 6.67 | 6.67 | 6.67 |
| 25 | Collaborative working across the school is effective in taking forward improvement. | 15 | 0.00 | 46.67 | 13.33 | 6.67 | 20.00 | 6.67 | 6.67 |
| 26 | Children and young people are engaged in their learning. | 15 | 6.67 | 60.00 | 6.67 | 6.67 | 13.33 | 0.00 | 6.67 |
| 27 | I give children and young people regular feedback which helps them to progress. | 15 | 13.33 | 66.67 | 6.67 | 6.67 | 0.00 | 0.00 | 6.67 |
| 28 | Children and young people are provided with experiences which meet their learning needs. | 15 | 0.00 | 40.00 | 40.00 | 13.33 | 0.00 | 0.00 | 6.67 |
| 29 | Children and young people are involved in talking about and planning their learning. | 15 | 0.00 | 20.00 | 20.00 | 6.67 | 33.33 | 13.33 | 6.67 |
| 30 | Children and young people are involved in setting their learning targets. | 15 | 0.00 | 20.00 | 20.00 | 6.67 | 33.33 | 13.33 | 6.67 |
| 31 | Children and young people have the opportunity to lead their learning. | 15 | 0.00 | 20.00 | 13.33 | 6.67 | 46.67 | 6.67 | 6.67 |
| 32 | I receive appropriate support for planning, preparation and assessment. | 15 | 0.00 | 40.00 | 26.67 | 13.33 | 0.00 | 13.33 | 6.67 |
| 33 | The school has effective strategies to support children and young people with their learning, including those requiring additional support. | 15 | 6.67 | 33.33 | 26.67 | 6.67 | 13.33 | 0.00 | 13.33 |
| 34 | Staff have a shared understanding of their 'responsibility of all' in literacy and numeracy and health and wellbeing. | 15 | 0.00 | 46.67 | 26.67 | 0.00 | 6.67 | 6.67 | 13.33 |
| 35 | I have regular opportunities to help shape the curriculum as part of the team. | 15 | 0.00 | 13.33 | 40.00 | 6.67 | 20.00 | 6.67 | 13.33 |

| Q No. | Question (cont.) | Response Count | Strongly agree % | Agree % | Disagree % | Strongly disagree % | Don't know % | N/A % | Didn't answer % |
|-------|---|----------------|------------------|---------|------------|---------------------|--------------|-------|-----------------|
| 36 | I am aware of the school's strategies for raising attainment for all. | 15 | 0.00 | 66.67 | 20.00 | 0.00 | 0.00 | 0.00 | 13.33 |

11 Your experience by percentage chart (sharing)

