

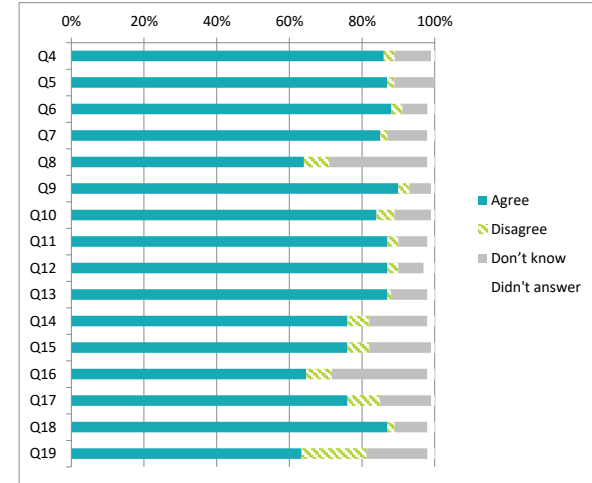
Children (Primary) Questionnaire Summary

Centre Name:Hyndland Primary School
SEED Number: 8414521

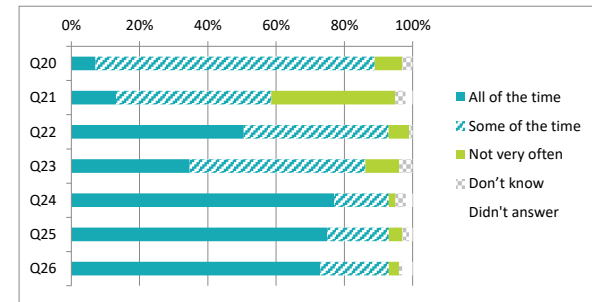
Number of responses : 239

Percentages are rounded and may not add up to 100%

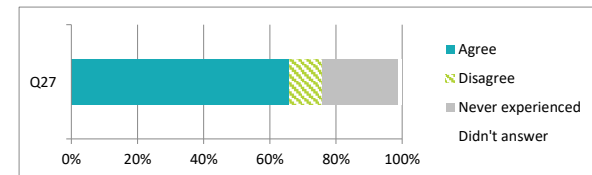
| | | Percentage % | | | |
|-----|--|--------------|----------|------------|---------------|
| | | Agree | Disagree | Don't know | Didn't answer |
| Q4 | I feel safe when I am at school | 86 | 3 | 10 | 1 |
| Q5 | My school helps me to feel safe | 86 | 2 | 11 | 0 |
| Q6 | I have someone in my school I can speak to if I am upset or worried about something | 89 | 3 | 7 | 2 |
| Q7 | Staff treat me fairly and with respect | 85 | 2 | 11 | 2 |
| Q8 | Other children treat me fairly and with respect | 64 | 7 | 27 | 2 |
| Q9 | My school helps me to understand and respect other people | 90 | 3 | 6 | 1 |
| Q10 | My school is helping me to become confident | 84 | 5 | 10 | 1 |
| Q11 | My school teaches me to lead a healthy lifestyle | 87 | 3 | 8 | 2 |
| Q12 | There are lots of chances at my school for me to get regular exercise | 87 | 3 | 7 | 3 |
| Q13 | My school offers me the opportunity to take part in activities in school beyond the classroom and timetabled day | 87 | 1 | 10 | 2 |
| Q14 | I have the opportunity to discuss my achievements out with school with an adult in school who knows me well | 76 | 6 | 16 | 2 |
| Q15 | My school listens to my views | 76 | 6 | 17 | 1 |
| Q16 | My school takes my views into account | 64 | 7 | 26 | 2 |
| Q17 | I feel comfortable approaching staff with questions or suggestions | 76 | 9 | 14 | 1 |
| Q18 | Staff help me to understand how I am progressing in my school work | 87 | 2 | 9 | 2 |
| Q19 | My homework helps me to understand and improve my work in school | 64 | 18 | 17 | 2 |



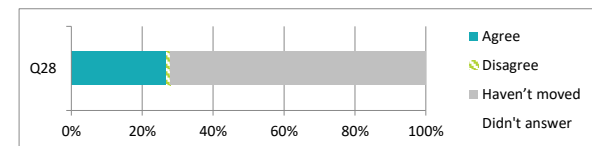
| | | Percentage % | | | | |
|-----|--|-----------------|------------------|----------------|------------|---------------|
| | | All of the time | Some of the time | Not very often | Don't know | Didn't answer |
| Q20 | Other children behave well | 7 | 81 | 8 | 3 | 0 |
| Q21 | My teachers ask me about what things I want to learn in school | 13 | 45 | 36 | 3 | 2 |
| Q22 | I enjoy learning at school | 50 | 42 | 6 | 1 | 0 |
| Q23 | I feel that my work in school is hard enough | 35 | 52 | 10 | 4 | 0 |
| Q24 | I know who to ask to get help if I find my work too hard | 77 | 16 | 2 | 3 | 2 |
| Q25 | I am encouraged by staff to do the best I can | 75 | 18 | 4 | 2 | 1 |
| Q26 | I am happy with the quality of teaching in my school | 73 | 20 | 3 | 1 | 3 |



| | | Percentage % | | | |
|-----|--|--------------|----------|-------------------|---------------|
| | | Agree | Disagree | Never experienced | Didn't answer |
| Q27 | My school deals well with any bullying | 66 | 10 | 23 | 1 |



| | | Percentage % | | | |
|-----|--|--------------|----------|---------------|---------------|
| | | Agree | Disagree | Haven't moved | Didn't answer |
| Q28 | I was well supported if I moved to a new school within the last year | 27 | 1 | 72 | 0 |



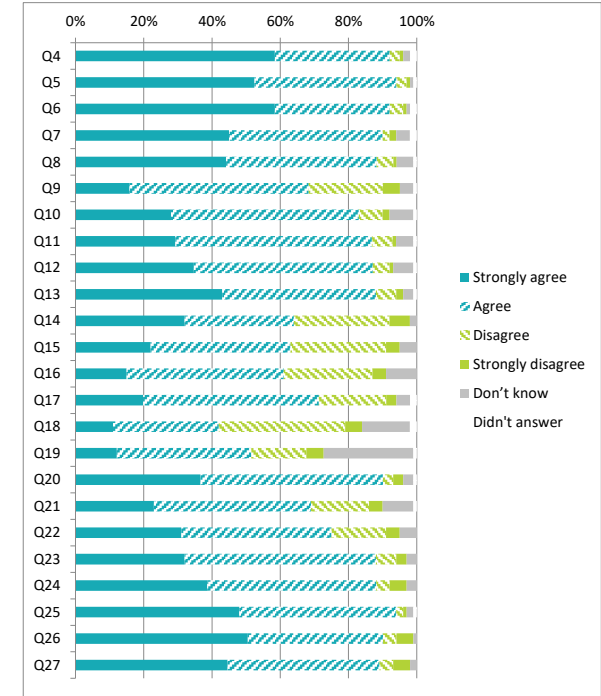
Parents / Carers (Primary) Questionnaire Summary

Centre Name:Hyndland Primary School
SEED Number: 8414521

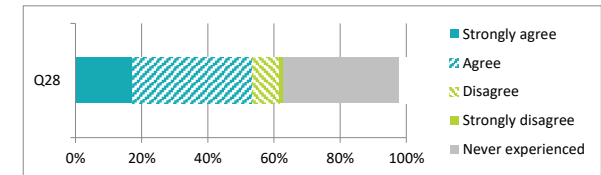
Number of responses : 110

Percentages are rounded and may not add up to 100%

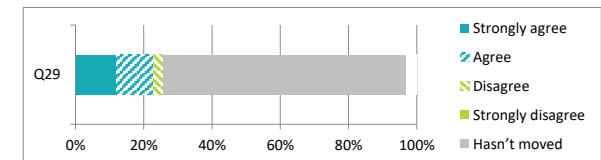
| | | Percentage % | | | | | |
|-----|---|----------------|-------|----------|-------------------|------------|---------------|
| | | Strongly agree | Agree | Disagree | Strongly disagree | Don't know | Didn't answer |
| Q4 | My child likes being at this school | 59 | 34 | 3 | 1 | 2 | 2 |
| Q5 | Staff treat my child fairly and with respect | 53 | 42 | 3 | 1 | 1 | 1 |
| Q6 | I feel that my child is safe at the school | 59 | 34 | 4 | 1 | 1 | 2 |
| Q7 | The school helps my child to feel confident | 45 | 45 | 2 | 2 | 4 | 2 |
| Q8 | I feel staff really know my child as an individual | 45 | 45 | 5 | 1 | 5 | 1 |
| Q9 | My child finds their learning activities hard enough | 16 | 53 | 22 | 5 | 4 | 1 |
| Q10 | My child receives the help he/she needs to do well | 28 | 55 | 7 | 2 | 7 | 1 |
| Q11 | My child is encouraged by the school to be healthy and take regular exercise | 29 | 57 | 6 | 1 | 5 | 1 |
| Q12 | The school supports my child's emotional wellbeing | 35 | 53 | 5 | 1 | 6 | 1 |
| Q13 | My child is making good progress at the school | 43 | 45 | 6 | 2 | 3 | 1 |
| Q14 | I receive helpful, regular feedback about how my child is learning and developing e.g. informal feedback, reports and learning profiles | 32 | 32 | 28 | 6 | 2 | 0 |
| Q15 | The information I receive about how my child is doing reaches me at the right time | 22 | 41 | 28 | 4 | 5 | 0 |
| Q16 | I understand how my child's progress is assessed | 15 | 46 | 26 | 4 | 9 | 0 |
| Q17 | The school gives me advice on how to support my child's learning at home | 20 | 52 | 20 | 3 | 4 | 2 |
| Q18 | The school organises activities where my child and I can learn together | 11 | 31 | 37 | 5 | 14 | 2 |
| Q19 | The school takes my views into account when making changes | 12 | 39 | 16 | 5 | 26 | 1 |
| Q20 | I feel comfortable approaching the school with questions, suggestions and/or a problem | 37 | 54 | 3 | 3 | 3 | 1 |
| Q21 | I feel encouraged to be involved in the work of the Parent Council and/or parent association | 23 | 46 | 17 | 4 | 9 | 1 |
| Q22 | I am kept informed about the work of the Parent Council and/or parent association | 31 | 44 | 16 | 4 | 5 | 0 |
| Q23 | I am satisfied with the quality of teaching in the school | 32 | 56 | 6 | 3 | 3 | 0 |
| Q24 | The school is well led and managed | 39 | 50 | 4 | 5 | 3 | 0 |
| Q25 | The school encourages children to treat others with respect | 48 | 46 | 2 | 1 | 2 | 1 |
| Q26 | I would recommend the school to other parents | 51 | 40 | 4 | 5 | 1 | 0 |
| Q27 | Overall, I am satisfied with the school | 45 | 45 | 4 | 5 | 2 | 0 |



| | | Percentage % | | | | | |
|-----|---|----------------|-------|----------|-------------------|-------------------|---------------|
| | | Strongly agree | Agree | Disagree | Strongly disagree | Never experienced | Didn't answer |
| Q28 | The school deals well with any bullying | 17 | 36 | 8 | 1 | 35 | 2 |



| | | Percentage % | | | | | |
|-----|--|----------------|-------|----------|-------------------|--------------|---------------|
| | | Strongly agree | Agree | Disagree | Strongly disagree | Hasn't moved | Didn't answer |
| Q29 | My child was well supported if they moved to a new school within the last year | 12 | 11 | 3 | 0 | 72 | 3 |



Partners (Primary / Secondary) Questionnaire Summary

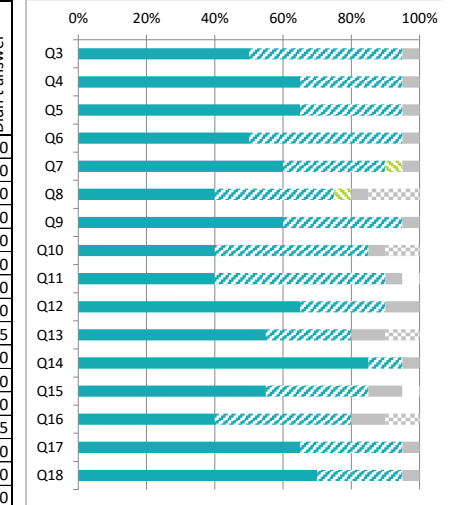
Centre Name:Hyndland Primary School
SEED Number: 8414521

Number of responses : 20

Disclosure control has been applied to the data, this means a small number of responses have been changed to prevent individuals being identified.

Percentages are rounded and may not add up to 100%

| | | Percentage % | | | | | | |
|-----|--|----------------|-------|----------|-------------------|------------|-----|---------------|
| | | Strongly agree | Agree | Disagree | Strongly disagree | Don't know | N/A | Didn't answer |
| Q3 | My service/organisation works in partnership with the school on a regular basis | 50 | 45 | 0 | 0 | 5 | 0 | 0 |
| Q4 | We are aware of the school's procedures for reporting child protection and safeguarding concerns | 65 | 30 | 0 | 0 | 5 | 0 | 0 |
| Q5 | My service/organisation has a clear understanding of the school's strategies for raising attainment for all | 65 | 30 | 0 | 0 | 5 | 0 | 0 |
| Q6 | There are effective arrangements in place for jointly planning provision with the school | 50 | 45 | 0 | 0 | 5 | 0 | 0 |
| Q7 | There are effective arrangements for jointly delivering provision with the school | 60 | 30 | 5 | 0 | 5 | 0 | 0 |
| Q8 | My service/organisation is involved in the school's self-evaluation of our joint work | 40 | 35 | 5 | 0 | 5 | 15 | 0 |
| Q9 | Roles and responsibilities are clearly defined within the partnership | 60 | 35 | 0 | 0 | 5 | 0 | 0 |
| Q10 | Effective arrangements are in place to evaluate the impact of our partnership working | 40 | 45 | 0 | 0 | 5 | 10 | 0 |
| Q11 | My service/organisation is kept up to date with changes in the school which may affect the services we deliver | 40 | 50 | 0 | 0 | 5 | 0 | 5 |
| Q12 | The school provides my service/organisation with relevant information about the needs of children and young people | 65 | 25 | 0 | 0 | 10 | 0 | 0 |
| Q13 | Arrangements are in place to support my service/organisation to share relevant information about the progress of children and young people with the school | 55 | 25 | 0 | 0 | 10 | 10 | 0 |
| Q14 | The school values the contribution made by my service/organisation | 85 | 10 | 0 | 0 | 5 | 0 | 0 |
| Q15 | The school actively promotes my service/organisation to potential users, as appropriate | 55 | 30 | 0 | 0 | 10 | 0 | 5 |
| Q16 | There are opportunities to network, share practice and participate in joint training and development with the school | 40 | 40 | 0 | 0 | 10 | 10 | 0 |
| Q17 | My service/organisation has a clear understanding of the social, cultural and economic context of the school | 65 | 30 | 0 | 0 | 5 | 0 | 0 |
| Q18 | Overall, partnership working with the school works well | 70 | 25 | 0 | 0 | 5 | 0 | 0 |



- Strongly agree
- ▨ Agree
- ▩ Disagree
- Strongly disagree
- Don't know
- ⊗ N/A
- Didn't answer

Staff Teachers (Primary / Secondary) Questionnaire Summary

Centre Name:Hyndland Primary School
SEED Number: 8414521

Number of responses : 25

Disclosure control has been applied to the data, this means a small number of responses have been changed to prevent individuals being identified.

Percentages are rounded and may not add up to 100%

| | | Percentage % | | | | | |
|-----|--|----------------|-------|----------|-------------------|------------|-----|
| Q# | Statement | Strongly agree | Agree | Disagree | Strongly disagree | Don't know | N/A |
| Q2 | I find it rewarding to be a member of staff at this school | 60 | 32 | 0 | 0 | 4 | 0 |
| Q3 | I feel a valued part of the school's community | 52 | 40 | 8 | 0 | 0 | 0 |
| Q4 | I am encouraged to learn and share practice with colleagues from other schools | 24 | 60 | 12 | 0 | 0 | 4 |
| Q5 | I am given the opportunity to learn and share practice with colleagues from other schools | 16 | 64 | 16 | 0 | 4 | 0 |
| Q6 | I have a clear understanding of the social, cultural and economic context of the school | 68 | 28 | 0 | 0 | 4 | 0 |
| Q7 | I feel appropriately supported by the school to undertake my role | 48 | 48 | 0 | 0 | 4 | 0 |
| Q8 | I am supported to engage in professional learning | 56 | 40 | 0 | 0 | 4 | 0 |
| Q9 | My professional learning enables me to reflect on and improve my practice | 56 | 40 | 0 | 0 | 4 | 0 |
| Q10 | I have regular opportunities to undertake leadership roles | 32 | 40 | 0 | 0 | 4 | 24 |
| Q11 | I have opportunities to be involved in agreeing priorities for the school | 32 | 44 | 12 | 0 | 0 | 12 |
| Q12 | I am actively involved in the school's on-going self-evaluation | 48 | 44 | 4 | 0 | 4 | 0 |
| Q13 | GTCS standards are used to support professional dialogue | 48 | 40 | 4 | 0 | 4 | 0 |
| Q14 | I use information including data effectively to identify and reduce inequalities in children and young people's outcomes | 32 | 60 | 0 | 0 | 4 | 0 |
| Q15 | I understand how to apply the school's procedures relating to child protection and safeguarding | 80 | 16 | 0 | 0 | 4 | 0 |
| Q16 | The school's vision and values underpins my work | 72 | 24 | 0 | 0 | 4 | 0 |
| Q17 | Staff treat all children and young people fairly and with respect | 68 | 24 | 0 | 0 | 8 | 0 |
| Q18 | Colleagues treat each other with respect | 36 | 56 | 8 | 0 | 0 | 0 |
| Q19 | Children and young people are encouraged and supported to treat others with respect | 80 | 16 | 0 | 0 | 4 | 0 |
| Q20 | Children and young people are well behaved | 20 | 76 | 0 | 0 | 4 | 0 |
| Q21 | The school deals effectively with bullying | 44 | 44 | 0 | 0 | 8 | 4 |
| Q22 | I am provided with feedback when I report an incident | 24 | 68 | 4 | 0 | 4 | 0 |
| Q23 | Staff at all levels within the school communicate effectively with each other | 4 | 60 | 24 | 4 | 8 | 0 |
| Q24 | The school's arrangements for engaging parents in their child's learning are effective | 32 | 56 | 4 | 4 | 4 | 0 |
| Q25 | The school is well led and managed | 44 | 40 | 0 | 0 | 8 | 8 |
| Q26 | Collaborative working across the school is effective in taking forward improvement | 16 | 72 | 8 | 0 | 0 | 4 |
| Q27 | Children and young people are engaged in their learning | 48 | 48 | 0 | 0 | 4 | 0 |
| Q28 | I give children and young people regular feedback which helps them to progress | 56 | 40 | 0 | 0 | 4 | 0 |
| Q29 | Children and young people are provided with experiences which meet their learning needs | 56 | 36 | 0 | 0 | 4 | 0 |
| Q30 | Children and young people are involved in talking about and planning their learning | 32 | 60 | 4 | 0 | 4 | 0 |
| Q31 | Children and young people are involved in setting their learning targets | 20 | 76 | 0 | 0 | 4 | 0 |
| Q32 | Children and young people have the opportunity to lead their learning | 16 | 76 | 0 | 0 | 8 | 0 |
| Q33 | I receive appropriate support for planning, preparation and assessment | 44 | 48 | 4 | 0 | 4 | 0 |
| Q34 | The school has effective strategies to support children and young people with their learning, including those requiring additional support | 48 | 48 | 0 | 0 | 4 | 0 |
| Q35 | Staff have a shared understanding of their 'responsibility of all' in literacy and numeracy and health and wellbeing | 44 | 52 | 0 | 0 | 4 | 0 |
| Q36 | Moderation activities are helping me to make sound professional judgements | 28 | 56 | 0 | 0 | 4 | 12 |
| Q37 | I have regular opportunities to help shape the curriculum through discussions with colleagues, parents and partners | 32 | 52 | 4 | 0 | 4 | 8 |
| Q38 | I am aware of and involved in the school's strategies for raising attainment for all | 48 | 48 | 0 | 0 | 4 | 0 |

