

## **Dunscore Primary School**

# **Pre-inspection questionnaire summary report**

## **Inspection week: 9 December 2019**

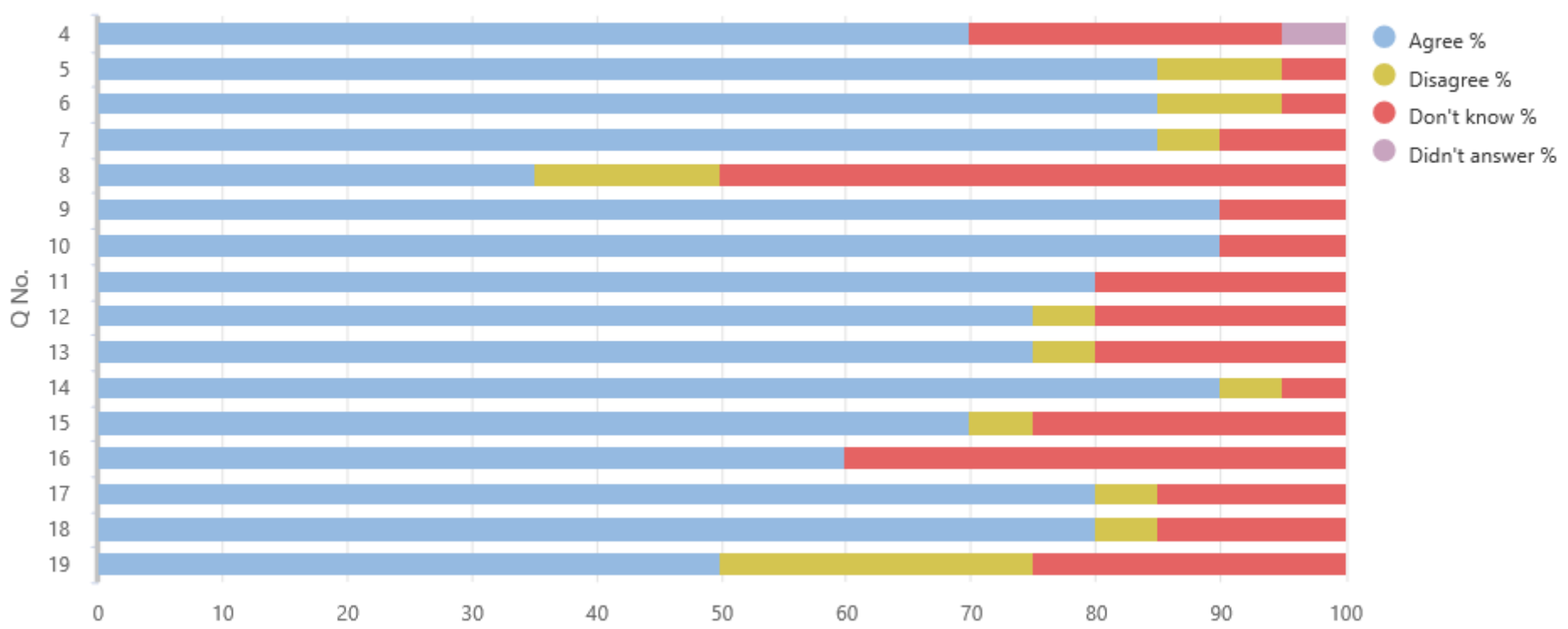
## Questionnaire for children in primary stages (01)

### 01 Your experience by percentage (sharing)

Q No.	Question	Response Count	Agree %	Disagree %	Don't know %	Didn't answer %
4	I feel safe when I am at school.	20	70	0	25	5
5	My school helps me to feel safe.	20	85	10	5	0
6	I have someone in my school I can speak to if I am upset or worried about something.	20	85	10	5	0
7	Staff treat me fairly and with respect.	20	85	5	10	0
8	Other children treat me fairly and with respect.	20	35	15	50	0
9	My school helps me to understand and respect other people.	20	90	0	10	0
10	My school is helping me to become confident.	20	90	0	10	0
11	My school teaches me how to lead a healthy lifestyle.	20	80	0	20	0
12	There are lots of chances at my school for me to get regular exercise.	20	75	5	20	0
13	My school offers me the opportunity to take part in activities in school beyond the classroom and timetabled day.	20	75	5	20	0
14	I have the opportunity to discuss my achievements outwith school with an adult in school who knows me well.	20	90	5	5	0
15	My school listens to my views.	20	70	5	25	0
16	My school takes my views into account.	20	60	0	40	0
17	I feel comfortable approaching staff with questions or suggestions.	20	80	5	15	0
18	Staff help me to understand how I am progressing in my school work.	20	80	5	15	0
19	My homework helps me to understand and improve my work in school.	20	50	25	25	0

01 Your experience by percentage chart (sharing)

01 Your Experience by Percentage Chart (Sharing)

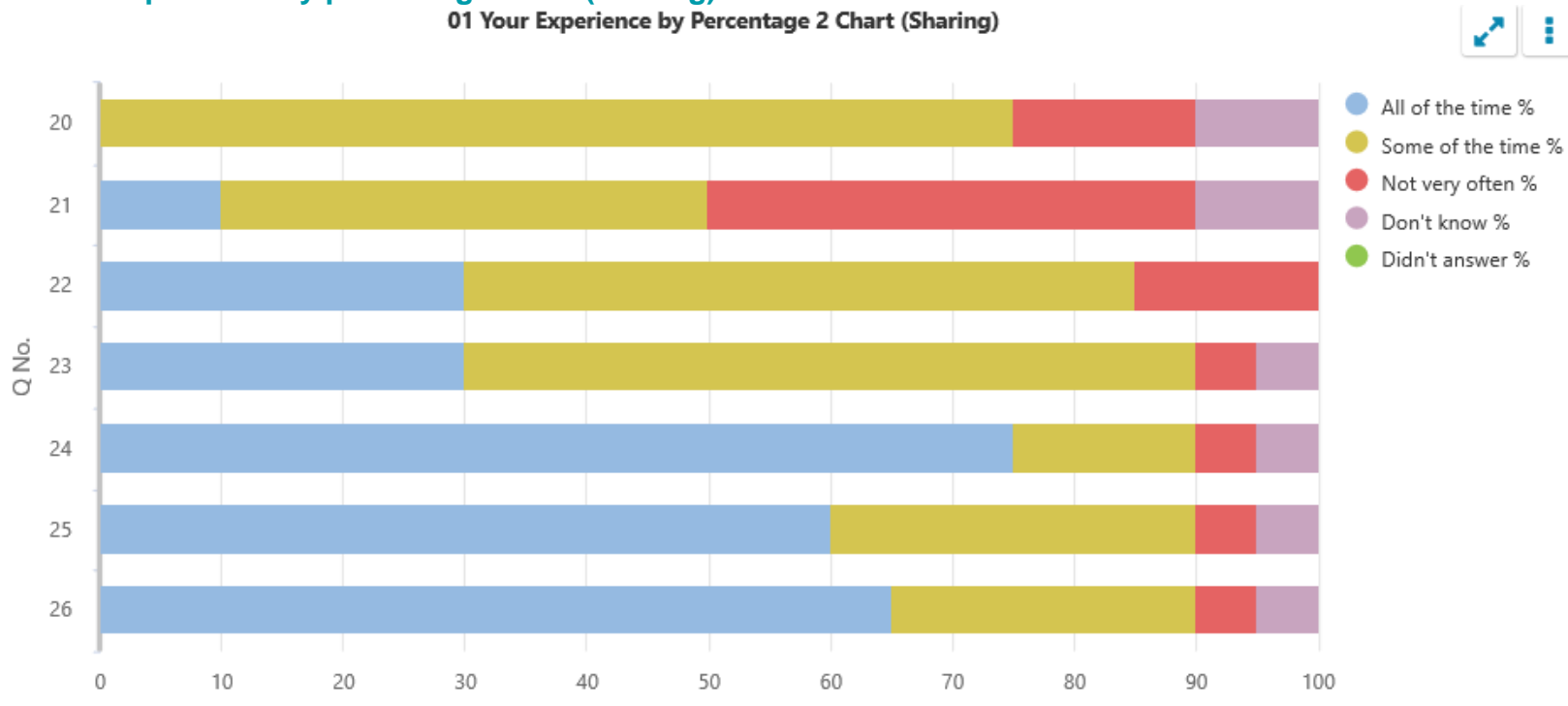


01 Your experience by percentage 2 (sharing)

Q No.	Question	Response Count	All of the time %	Some of the time %	Not very often %	Don't know %	Didn't answer %
20	Other children behave well.	20	0	75	15	10	0
21	My teachers ask me about what things I want to learn in school.	20	10	40	40	10	0
22	I enjoy learning at school.	20	30	55	15	0	0
23	I feel that my work in school is hard enough.	20	30	60	5	5	0
24	I know who to ask to get help if I find my work too hard.	20	75	15	5	5	0
25	I am encouraged by staff to do the best I can.	20	60	30	5	5	0
26	I am happy with the quality of teaching in my school.	20	65	25	5	5	0

01 Your experience by percentage chart (sharing)

01 Your Experience by Percentage 2 Chart (Sharing)



## Questionnaire for parents/carers of children in primary stages (04)

### 04 Your experience by percentage (sharing)

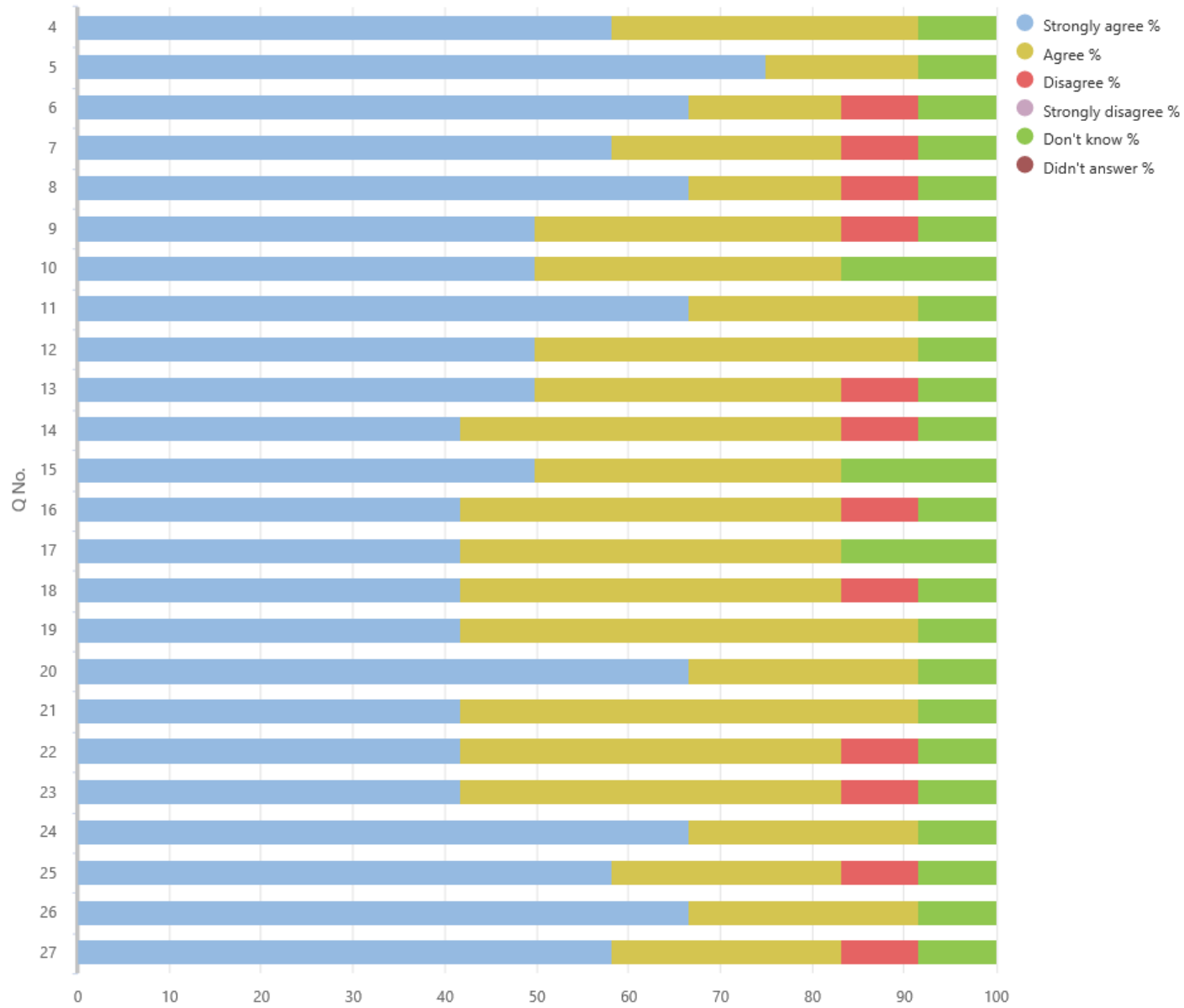
Q No.	Question	Response Count	Strongly agree %	Agree %	Disagree %	Strongly disagree %	Don't know %	Didn't answer %
4	My child likes being at this school.	12	58.33	33.33	0	0	8.33	0
5	Staff treat my child fairly and with respect.	12	75	16.67	0	0	8.33	0
6	I feel that my child is safe at the school.	12	66.67	16.67	8.33	0	8.33	0
7	The school helps my child to feel confident.	12	58.33	25	8.33	0	8.33	0
8	I feel staff really know my child as an individual.	12	66.67	16.67	8.33	0	8.33	0
9	My child finds their learning activities hard enough.	12	50	33.33	8.33	0	8.33	0
10	My child receives the help he/she needs to do well.	12	50	33.33	0	0	16.67	0
11	My child is encouraged by the school to be healthy and take regular exercise.	12	66.67	25	0	0	8.33	0
12	The school supports my child's emotional wellbeing.	12	50	41.67	0	0	8.33	0
13	My child is making good progress at the school.	12	50	33.33	8.33	0	8.33	0
14	I receive helpful, regular feedback about how my child is learning and developing e.g. informal feedback, reports and learning profiles.	12	41.67	41.67	8.33	0	8.33	0
15	The information I receive about how my child is doing reaches me at the right time.	12	50	33.33	0	0	16.67	0
16	I understand how my child's progress is assessed.	12	41.67	41.67	8.33	0	8.33	0
17	The school gives me advice on how to support my child's learning at home.	12	41.67	41.67	0	0	16.67	0
18	The school organises activities where my child and I can learn together.	12	41.67	41.67	8.33	0	8.33	0
19	The school takes my views into account when making changes.	12	41.67	50	0	0	8.33	0
20	I feel comfortable approaching the school with questions, suggestions and/or a problem.	12	66.67	25	0	0	8.33	0
21	I feel encouraged to be involved in the work of the Parent Council and/or parent association.	12	41.67	50	0	0	8.33	0

Dunscore Primary School SEED no: 5937027

22	I am kept informed about the work of the Parent Council and/or parent association.	12	41.67	41.67	8.33	0	8.33	0
<b>Q No.</b>	<b>Question (cont.)</b>	<b>Response Count</b>	<b>Strongly agree %</b>	<b>Agree %</b>	<b>Disagree %</b>	<b>Strongly disagree %</b>	<b>Don't know %</b>	<b>Didn't answer %</b>
23	I am satisfied with the quality of teaching in the school.	12	41.67	41.67	8.33	0	8.33	0
24	The school is well led and managed.	12	66.67	25	0	0	8.33	0
25	The school encourages children to treat others with respect.	12	58.33	25	8.33	0	8.33	0
26	I would recommend the school to other parents.	12	66.67	25	0	0	8.33	0
27	Overall, I am satisfied with the school.	12	58.33	25	8.33	0	8.33	0

### 04 Your experience by percentage chart (sharing)

04 Your Experience by Percentage Chart (Sharing)

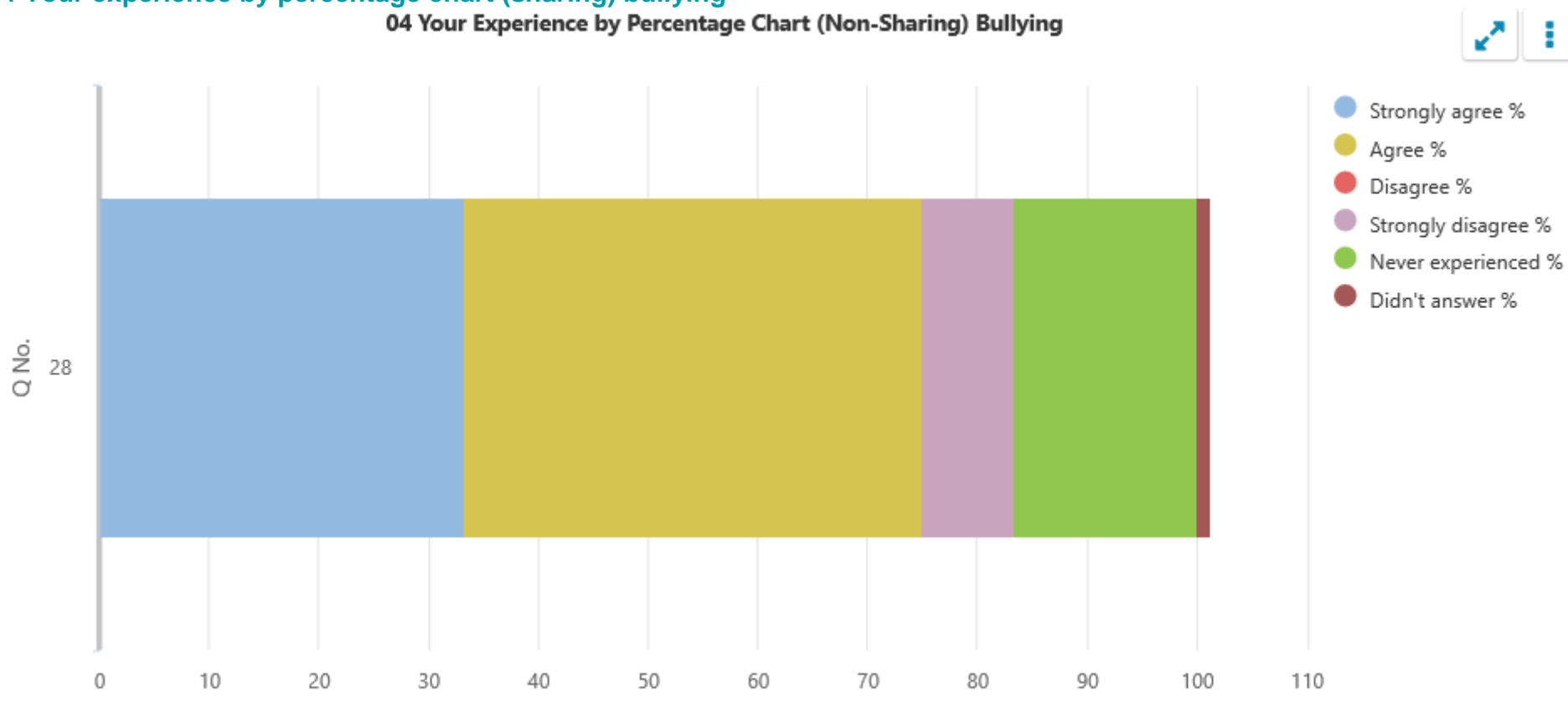


04 Your experience by percentage (sharing) bullying

Q No.	Question	Response Count	Strongly agree %	Agree %	Disagree %	Strongly disagree %	Never experienced %	Didn't answer %
28	The school deals well with any bullying.	12	33.33	41.67	0	8.33	16.67	0

04 Your experience by percentage chart (sharing) bullying

04 Your Experience by Percentage Chart (Non-Sharing) Bullying





04 Your experience by percentage (sharing) moved

Q No.	Question	Response Count	Strongly agree %	Agree %	Disagree %	Strongly disagree %	Hasn't Moved %	Didn't answer %
29	My child was well supported if they moved to a new school within the last year.	12	8.33	0	0	0	91.67	0

04 Your experience by percentage chart (sharing) moved

04 Your Experience by Percentage Chart (Non-Sharing) Moved

