

St Mark's Primary School and Nursery Class

Pre-inspection questionnaire summary report

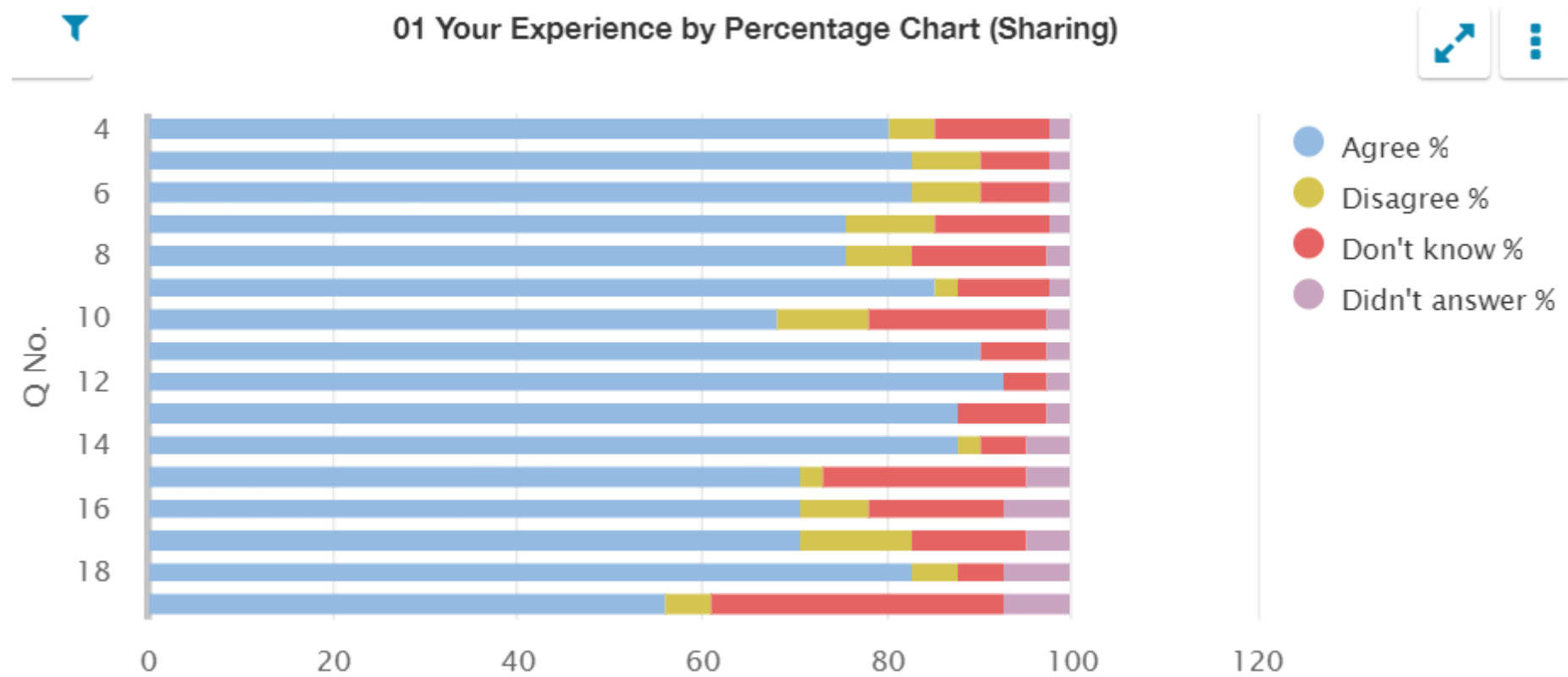
Inspection week: 22 April 2024

Questionnaire for children in primary stages (01)

01 Your experience by percentage (sharing)

| Q No. | Question | Response Count | Agree % | Disagree % | Don't know % | Didn't answer % |
|-------|-------------------------------------------------------------------------------------------------------------------|----------------|---------|------------|--------------|-----------------|
| 4 | I feel safe when I am at school. | 41 | 80.49 | 4.88 | 12.2 | 2.44 |
| 5 | My school helps me to feel safe. | 41 | 82.93 | 7.32 | 7.32 | 2.44 |
| 6 | I have someone in my school I can speak to if I am upset or worried about something. | 41 | 82.93 | 7.32 | 7.32 | 2.44 |
| 7 | Staff treat me fairly and with respect. | 41 | 75.61 | 9.76 | 12.2 | 2.44 |
| 8 | Other children treat me fairly and with respect. | 41 | 75.61 | 7.32 | 14.63 | 2.44 |
| 9 | My school helps me to understand and respect other people. | 41 | 85.37 | 2.44 | 9.76 | 2.44 |
| 10 | My school is helping me to become confident. | 41 | 68.29 | 9.76 | 19.51 | 2.44 |
| 11 | My school teaches me how to lead a healthy lifestyle. | 41 | 90.24 | 0.00 | 7.32 | 2.44 |
| 12 | There are lots of chances at my school for me to get regular exercise. | 41 | 92.68 | 0.00 | 4.88 | 2.44 |
| 13 | My school offers me the opportunity to take part in activities in school beyond the classroom and timetabled day. | 41 | 87.8 | 0.00 | 9.76 | 2.44 |
| 14 | I have the opportunity to discuss my achievements outwith school with an adult in school who knows me well. | 41 | 87.8 | 2.44 | 4.88 | 4.88 |
| 15 | My school listens to my views. | 41 | 70.73 | 2.44 | 21.95 | 4.88 |
| 16 | My school takes my views into account. | 41 | 70.73 | 7.32 | 14.63 | 7.32 |
| 17 | I feel comfortable approaching staff with questions or suggestions. | 41 | 70.73 | 12.2 | 12.2 | 4.88 |
| 18 | Staff help me to understand how I am progressing in my school work. | 41 | 82.93 | 4.88 | 4.88 | 7.32 |
| 19 | My homework helps me to understand and improve my work in school. | 41 | 56.1 | 4.88 | 31.71 | 7.32 |

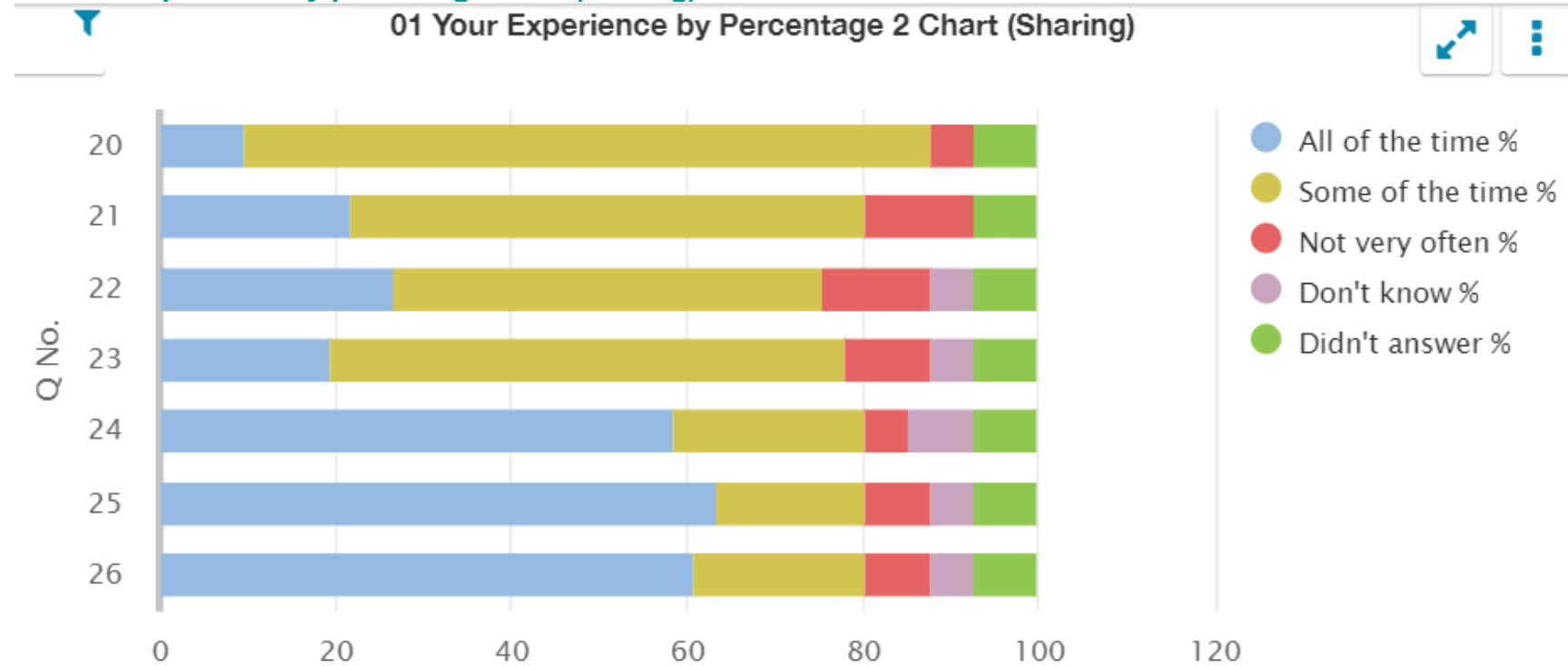
01 Your experience by percentage chart (sharing)



01 Your experience by percentage 2 (sharing)

| Q No. | Question | Response Count | All of the time % | Some of the time % | Not very often % | Don't know % | Didn't answer % |
|-------|-----------------------------------------------------------------|----------------|-------------------|--------------------|------------------|--------------|-----------------|
| 20 | Other children behave well. | 41 | 9.76 | 78.05 | 4.88 | 0.00 | 7.32 |
| 21 | My teachers ask me about what things I want to learn in school. | 41 | 21.95 | 58.54 | 12.2 | 0.00 | 7.32 |
| 22 | I enjoy learning at school. | 41 | 26.83 | 48.78 | 12.2 | 4.88 | 7.32 |
| 23 | I feel that my work in school is hard enough. | 41 | 19.51 | 58.54 | 9.76 | 4.88 | 7.32 |
| 24 | I know who to ask to get help if I find my work too hard. | 41 | 58.54 | 21.95 | 4.88 | 7.32 | 7.32 |
| 25 | I am encouraged by staff to do the best I can. | 41 | 63.41 | 17.07 | 7.32 | 4.88 | 7.32 |
| 26 | I am happy with the quality of teaching in my school. | 41 | 60.98 | 19.51 | 7.32 | 4.88 | 7.32 |

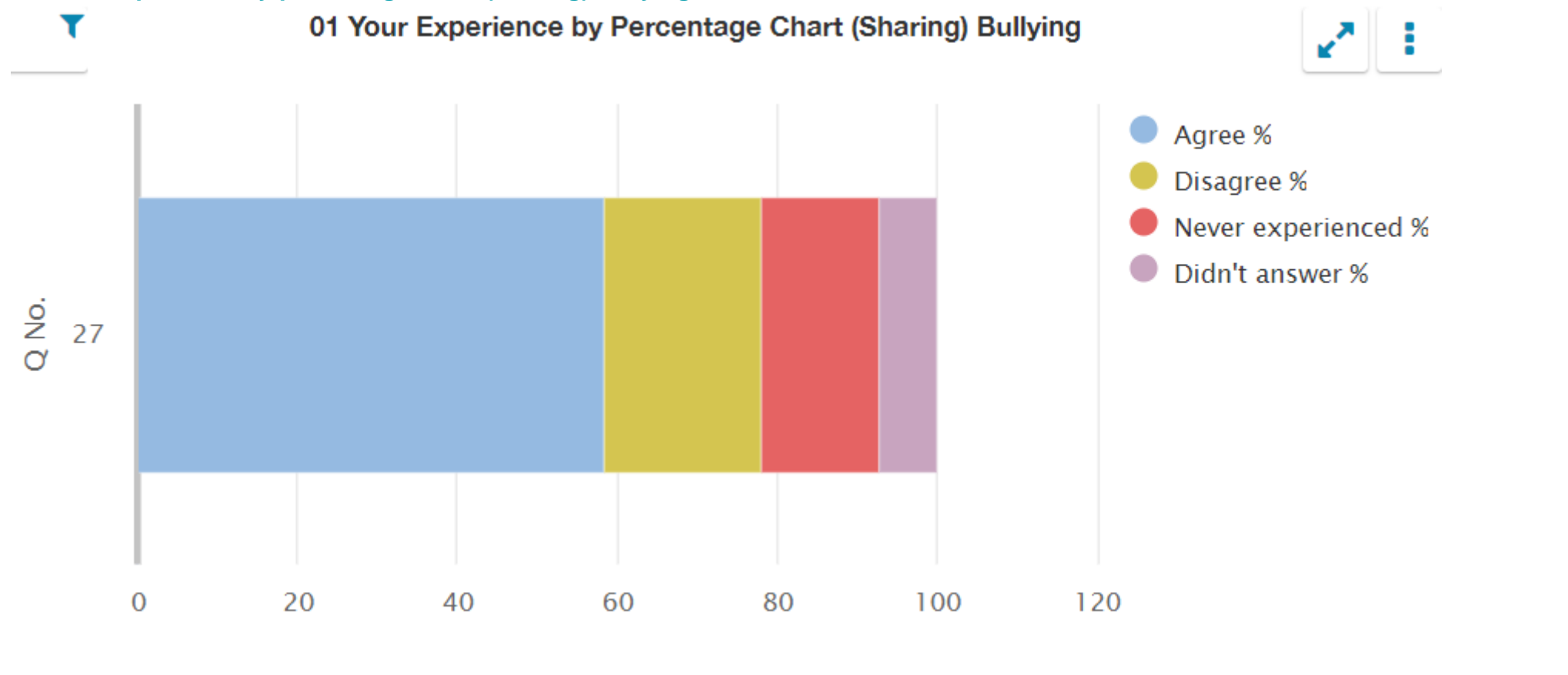
01 Your experience by percentage chart (sharing)



01 Your experience by percentage (sharing) bullying

| Q No. | Question | Response Count | Agree % | Disagree % | Never experienced % | Didn't answer % |
|-------|-----------------------------------------|----------------|---------|------------|---------------------|-----------------|
| 27 | My school deals well with any bullying. | 41 | 58.54 | 19.51 | 14.63 | 7.32 |

01 Your experience by percentage chart (sharing) bullying



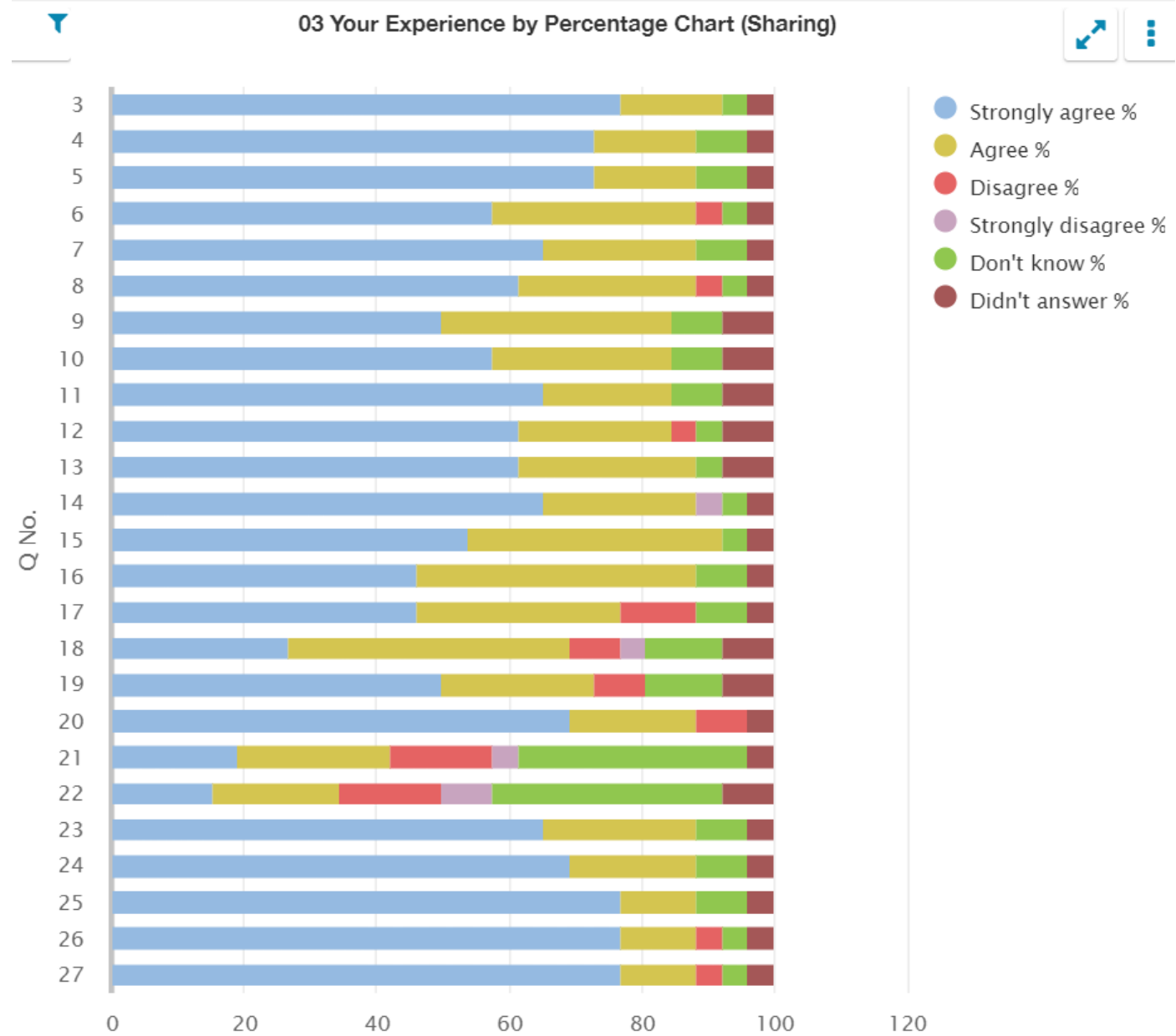
Questionnaire for parents/carers of children in the early learning and childcare setting (03)

03 Your experience by percentage (sharing)

| Q No. | Question | Response Count | Strongly agree % | Agree % | Disagree % | Strongly disagree % | Don't know % | Didn't answer % |
|-------|------------------------------------------------------------------------------------------------------------------------------------------|----------------|------------------|---------|------------|---------------------|--------------|-----------------|
| 3 | My child likes being at this setting. | 26 | 76.92 | 15.38 | 0.00 | 0.00 | 3.85 | 3.85 |
| 4 | Staff treat my child fairly and with respect. | 26 | 73.08 | 15.38 | 0.00 | 0.00 | 7.69 | 3.85 |
| 5 | I feel that my child is safe at the setting. | 26 | 73.08 | 15.38 | 0.00 | 0.00 | 7.69 | 3.85 |
| 6 | My child's behaviour is managed effectively. | 26 | 57.69 | 30.77 | 3.85 | 0.00 | 3.85 | 3.85 |
| 7 | The setting helps my child to feel confident. | 26 | 65.38 | 23.08 | 0.00 | 0.00 | 7.69 | 3.85 |
| 8 | I feel staff really know my child as an individual. | 26 | 61.54 | 26.92 | 3.85 | 0.00 | 3.85 | 3.85 |
| 9 | The learning experiences my child has at the setting are at the right level for them. | 26 | 50 | 34.62 | 0.00 | 0.00 | 7.69 | 7.69 |
| 10 | My child's learning and development is well supported by the staff in the setting. | 26 | 57.69 | 26.92 | 0.00 | 0.00 | 7.69 | 7.69 |
| 11 | My child is encouraged to be healthy and to be physically active. | 26 | 65.38 | 19.23 | 0.00 | 0.00 | 7.69 | 7.69 |
| 12 | The setting supports my child's emotional wellbeing. | 26 | 61.54 | 23.08 | 3.85 | 0.00 | 3.85 | 7.69 |
| 13 | My child is making good progress at the setting. | 26 | 61.54 | 26.92 | 0.00 | 0.00 | 3.85 | 7.69 |
| 14 | I receive helpful, regular feedback about how my child is learning and developing e.g. informal feedback, reports and learning profiles. | 26 | 65.38 | 23.08 | 0.00 | 3.85 | 3.85 | 3.85 |
| 15 | The information I receive about how my child is learning and developing is shared with me when I request it. | 26 | 53.85 | 38.46 | 0.00 | 0.00 | 3.85 | 3.85 |
| 16 | I understand how the setting monitors my child's progress in learning. | 26 | 46.15 | 42.31 | 0.00 | 0.00 | 7.69 | 3.85 |
| 17 | The setting gives me ideas on how to support my child's learning at home. | 26 | 46.15 | 30.77 | 11.54 | 0.00 | 7.69 | 3.85 |
| 18 | The setting organises activities where my child and I can learn together. | 26 | 26.92 | 42.31 | 7.69 | 3.85 | 11.54 | 7.69 |
| 19 | The setting takes my views into account when making changes. | 26 | 50 | 23.08 | 7.69 | 0.00 | 11.54 | 7.69 |
| 20 | I feel comfortable approaching the setting with questions, suggestions and/or a problem. | 26 | 69.23 | 19.23 | 7.69 | 0.00 | 0.00 | 3.85 |

| Q No. | Question (cont.) | Response Count | Strongly agree % | Agree % | Disagree % | Strongly disagree % | Don't know % | Didn't answer % |
|-------|---------------------------------------------------------------------------------------------|----------------|------------------|---------|------------|---------------------|--------------|-----------------|
| 21 | I feel encouraged to be involved in the work of parent groups. | 26 | 19.23 | 23.08 | 15.38 | 3.85 | 34.62 | 3.85 |
| 22 | I am kept informed about the work of parent groups. | 26 | 15.38 | 19.23 | 15.38 | 7.69 | 34.62 | 7.69 |
| 23 | The setting is well led and managed. | 26 | 65.38 | 23.08 | 0.00 | 0.00 | 7.69 | 3.85 |
| 24 | The setting encourages children to treat others kindly and with respect. | 26 | 69.23 | 19.23 | 0.00 | 0.00 | 7.69 | 3.85 |
| 25 | I would recommend the setting to other parents. | 26 | 76.92 | 11.54 | 0.00 | 0.00 | 7.69 | 3.85 |
| 26 | My child was well supported as they started at the setting or moved to a new room or group. | 26 | 76.92 | 11.54 | 3.85 | 0.00 | 3.85 | 3.85 |
| 27 | Overall, I am satisfied with the setting. | 26 | 76.92 | 11.54 | 3.85 | 0.00 | 3.85 | 3.85 |

03 Your experience by percentage chart (sharing)



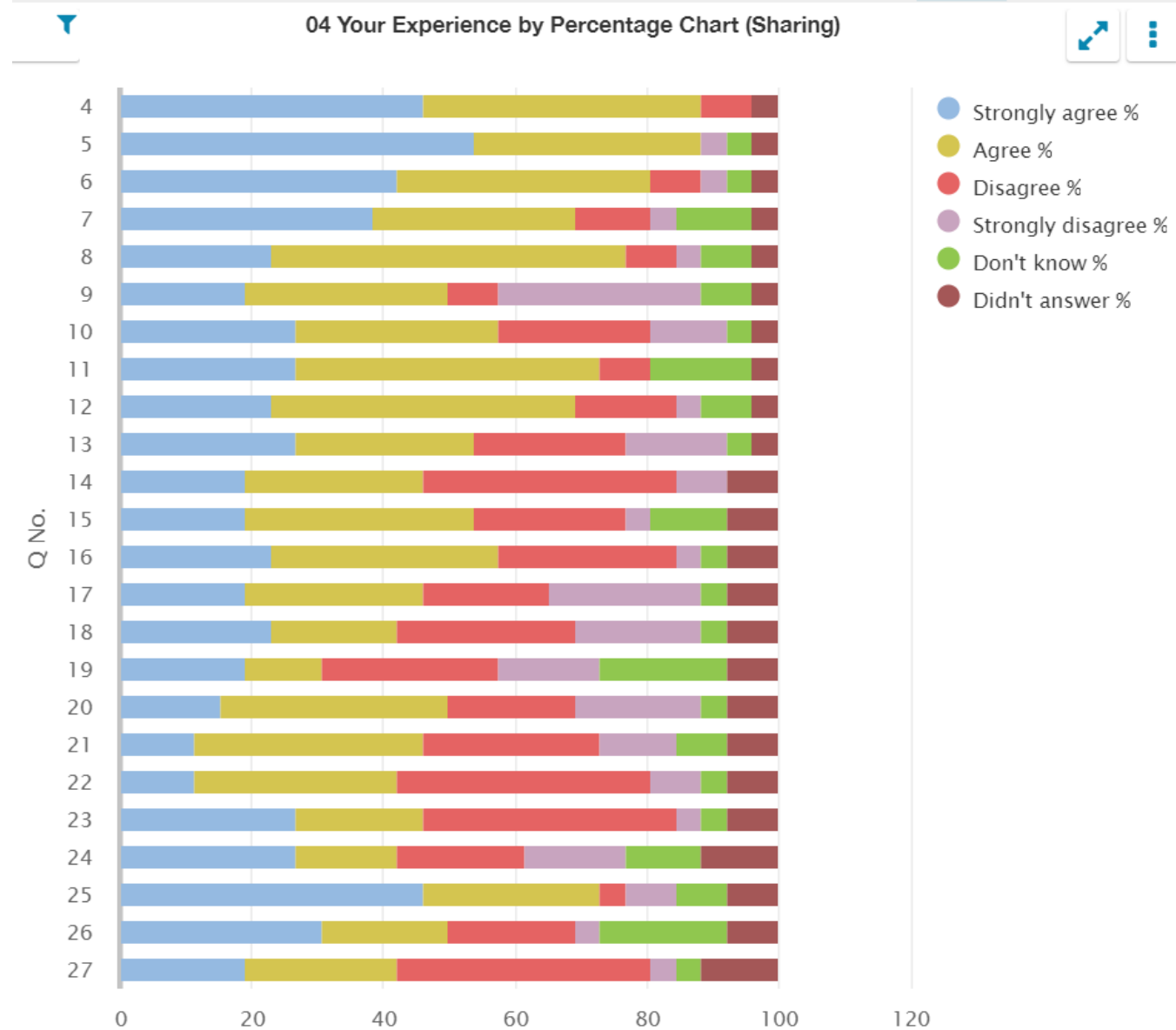
Questionnaire for parents/carers of children in primary stages (04)

04 Your experience by percentage (sharing)

| Q No. | Question | Response Count | Strongly agree % | Agree % | Disagree % | Strongly disagree % | Don't know % | Didn't answer % |
|-------|------------------------------------------------------------------------------------------------------------------------------------------|----------------|------------------|---------|------------|---------------------|--------------|-----------------|
| 4 | My child likes being at this school. | 26 | 46.15 | 42.31 | 7.69 | 0.00 | 0.00 | 3.85 |
| 5 | Staff treat my child fairly and with respect. | 26 | 53.85 | 34.62 | 0.00 | 3.85 | 3.85 | 3.85 |
| 6 | I feel that my child is safe at the school. | 26 | 42.31 | 38.46 | 7.69 | 3.85 | 3.85 | 3.85 |
| 7 | The school helps my child to feel confident. | 26 | 38.46 | 30.77 | 11.54 | 3.85 | 11.54 | 3.85 |
| 8 | I feel staff really know my child as an individual. | 26 | 23.08 | 53.85 | 7.69 | 3.85 | 7.69 | 3.85 |
| 9 | My child finds their learning activities hard enough. | 26 | 19.23 | 30.77 | 7.69 | 30.77 | 7.69 | 3.85 |
| 10 | My child receives the help he/she needs to do well. | 26 | 26.92 | 30.77 | 23.08 | 11.54 | 3.85 | 3.85 |
| 11 | My child is encouraged by the school to be healthy and take regular exercise. | 26 | 26.92 | 46.15 | 7.69 | 0.00 | 15.38 | 3.85 |
| 12 | The school supports my child's emotional wellbeing. | 26 | 23.08 | 46.15 | 15.38 | 3.85 | 7.69 | 3.85 |
| 13 | My child is making good progress at the school. | 26 | 26.92 | 26.92 | 23.08 | 15.38 | 3.85 | 3.85 |
| 14 | I receive helpful, regular feedback about how my child is learning and developing e.g. informal feedback, reports and learning profiles. | 26 | 19.23 | 26.92 | 38.46 | 7.69 | 0.00 | 7.69 |
| 15 | The information I receive about how my child is doing reaches me at the right time. | 26 | 19.23 | 34.62 | 23.08 | 3.85 | 11.54 | 7.69 |
| 16 | I understand how my child's progress is assessed. | 26 | 23.08 | 34.62 | 26.92 | 3.85 | 3.85 | 7.69 |
| 17 | The school gives me advice on how to support my child's learning at home. | 26 | 19.23 | 26.92 | 19.23 | 23.08 | 3.85 | 7.69 |
| 18 | The school organises activities where my child and I can learn together. | 26 | 23.08 | 19.23 | 26.92 | 19.23 | 3.85 | 7.69 |
| 19 | The school takes my views into account when making changes. | 26 | 19.23 | 11.54 | 26.92 | 15.38 | 19.23 | 7.69 |
| 20 | I feel comfortable approaching the school with questions, suggestions and/or a problem. | 26 | 15.38 | 34.62 | 19.23 | 19.23 | 3.85 | 7.69 |
| 21 | I feel encouraged to be involved in the work of the Parent Council and/or parent association. | 26 | 11.54 | 34.62 | 26.92 | 11.54 | 7.69 | 7.69 |
| 22 | I am kept informed about the work of the Parent Council and/or parent association. | 26 | 11.54 | 30.77 | 38.46 | 7.69 | 3.85 | 7.69 |

| Q No. | Question (cont.) | Response Count | Strongly agree % | Agree % | Disagree % | Strongly disagree % | Don't know % | Didn't answer % |
|-------|--------------------------------------------------------------|----------------|------------------|---------|------------|---------------------|--------------|-----------------|
| 23 | I am satisfied with the quality of teaching in the school. | 26 | 26.92 | 19.23 | 38.46 | 3.85 | 3.85 | 7.69 |
| 24 | The school is well led and managed. | 26 | 26.92 | 15.38 | 19.23 | 15.38 | 11.54 | 11.54 |
| 25 | The school encourages children to treat others with respect. | 26 | 46.15 | 26.92 | 3.85 | 7.69 | 7.69 | 7.69 |
| 26 | I would recommend the school to other parents. | 26 | 30.77 | 19.23 | 19.23 | 3.85 | 19.23 | 7.69 |
| 27 | Overall, I am satisfied with the school. | 26 | 19.23 | 23.08 | 38.46 | 3.85 | 3.85 | 11.54 |

04 Your experience by percentage chart (sharing)



04 Your experience by percentage (sharing) bullying

| Q No. | Question | Response Count | Strongly agree % | Agree % | Disagree % | Strongly disagree % | Never experienced % | Didn't answer % |
|-------|------------------------------------------|----------------|------------------|---------|------------|---------------------|---------------------|-----------------|
| 28 | The school deals well with any bullying. | 26 | 19.23 | 11.54 | 23.08 | 15.38 | 23.08 | 7.69 |

04 Your experience by percentage chart (sharing) bullying

