

Wick High School

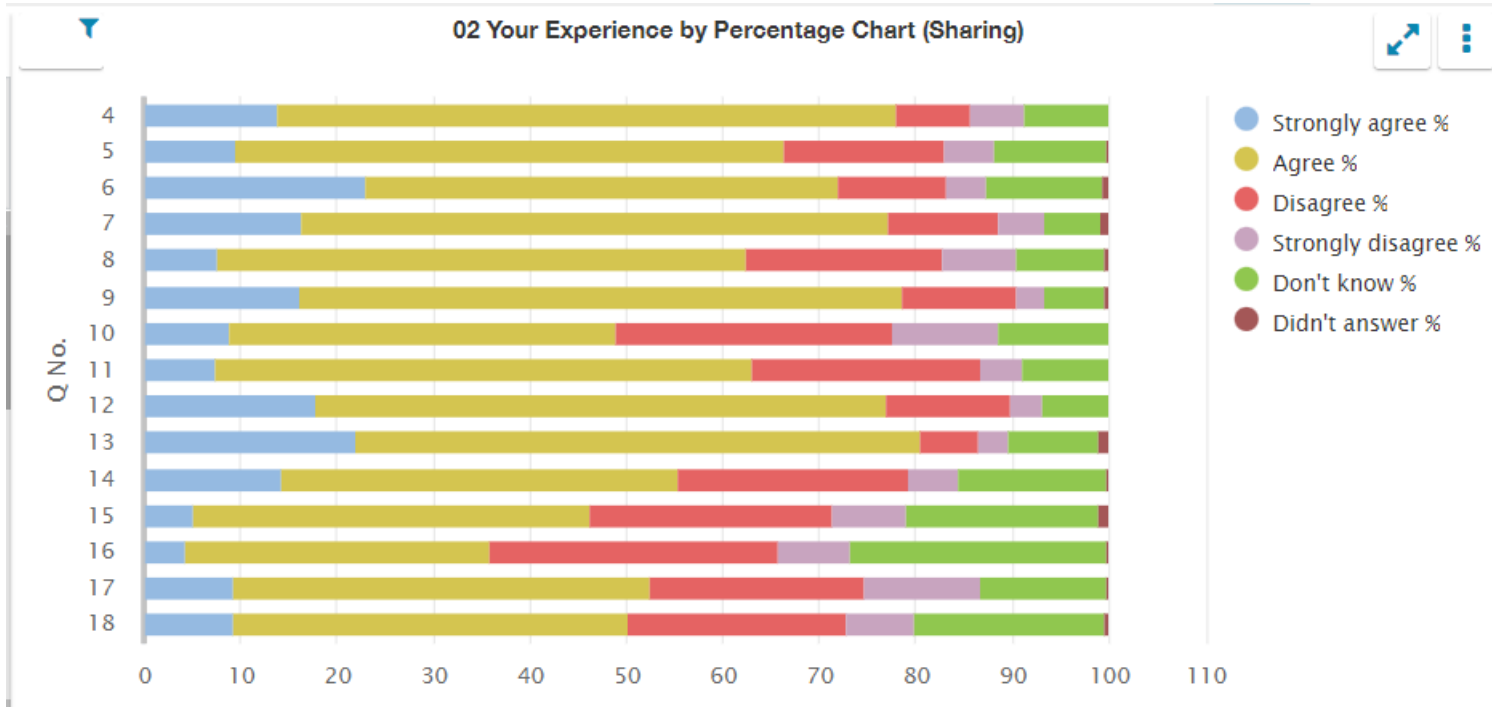
Pre-inspection questionnaire summary report Inspection week: 12 December 2022

Questionnaire for young people in secondary stages (02)

02 Your experience by percentage (sharing)

| Q No. | Question | Response Count | Strongly agree % | Agree % | Disagree % | Strongly disagree % | Don't know % | Didn't answer % |
|-------|---|----------------|------------------|---------|------------|---------------------|--------------|-----------------|
| 4 | I feel safe when I am at school. | 459 | 13.94 | 64.05 | 7.63 | 5.66 | 8.71 | 0.00 |
| 5 | My school helps me to feel safe. | 459 | 9.59 | 56.86 | 16.56 | 5.23 | 11.55 | 0.22 |
| 6 | I have someone in my school I can speak to if I am upset or worried about something. | 459 | 23.09 | 49.02 | 11.11 | 4.14 | 11.98 | 0.65 |
| 7 | Staff treat me fairly and with respect. | 459 | 16.34 | 60.78 | 11.55 | 4.79 | 5.66 | 0.87 |
| 8 | Other young people treat me fairly and with respect. | 459 | 7.63 | 54.9 | 20.26 | 7.63 | 9.15 | 0.44 |
| 9 | My school helps me to understand and respect other people. | 459 | 16.12 | 62.53 | 11.76 | 3.05 | 6.1 | 0.44 |
| 10 | My school is helping me to become confident. | 459 | 8.93 | 40.09 | 28.54 | 11.11 | 11.33 | 0.00 |
| 11 | My school teaches me how to lead a healthy lifestyle. | 459 | 7.41 | 55.77 | 23.53 | 4.36 | 8.93 | 0.00 |
| 12 | There are lots of chances at my school for me to get regular exercise. | 459 | 17.86 | 59.04 | 13.07 | 3.27 | 6.75 | 0.00 |
| 13 | My school offers me the opportunity to take part in activities in school beyond the classroom and timetabled day. | 459 | 22 | 58.61 | 5.88 | 3.27 | 9.15 | 1.09 |
| 14 | I have the opportunity to discuss my achievements outwith school with an adult in school who knows me well. | 459 | 14.38 | 40.96 | 23.97 | 5.23 | 15.25 | 0.22 |
| 15 | My school listens to my views. | 459 | 5.23 | 40.96 | 25.27 | 7.63 | 19.83 | 1.09 |
| 16 | My school takes my views into account. | 459 | 4.36 | 31.59 | 29.85 | 7.41 | 26.58 | 0.22 |
| 17 | My homework helps me to understand and improve my work in school. | 459 | 9.37 | 43.14 | 22.22 | 11.98 | 13.07 | 0.22 |
| 18 | I was given good advice to make choices about taking the subjects that are right for me. | 459 | 9.37 | 40.96 | 22.44 | 7.19 | 19.61 | 0.44 |

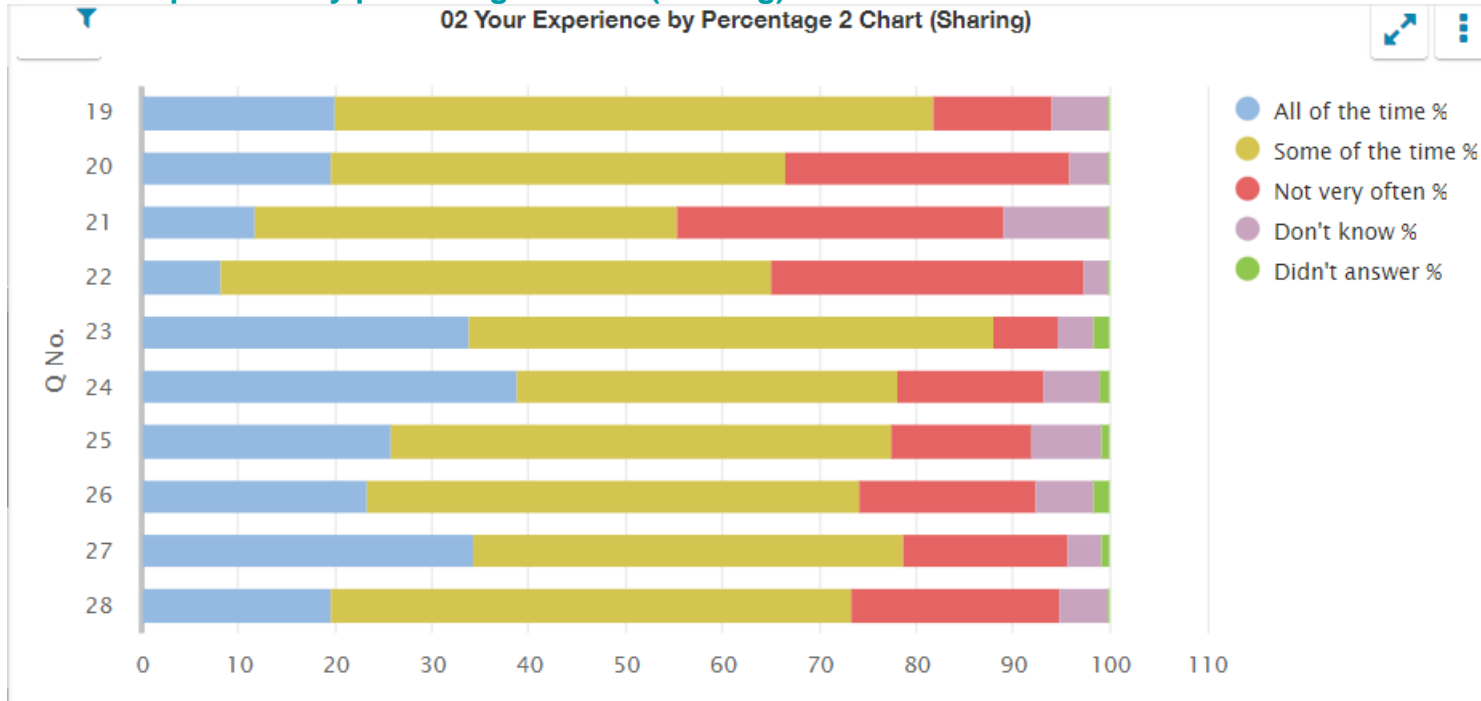
02 Your experience by percentage chart (sharing)



02 Your experience by percentage 2 (sharing)

| Q No. | Question | Response Count | All of the time % | Some of the time % | Not very often % | Don't know % | Didn't answer % |
|-------|---|----------------|-------------------|--------------------|------------------|--------------|-----------------|
| 19 | Staff help young people to be responsible for their own behaviour. | 459 | 20.04 | 61.87 | 12.2 | 5.66 | 0.22 |
| 20 | I feel comfortable approaching staff with questions or suggestions. | 459 | 19.61 | 47.06 | 29.19 | 3.92 | 0.22 |
| 21 | I am given the opportunity to influence what and how I learn. | 459 | 11.76 | 43.57 | 33.77 | 10.68 | 0.22 |
| 22 | I enjoy learning at school. | 459 | 8.28 | 56.86 | 32.24 | 2.4 | 0.22 |
| 23 | I feel that my work in school is hard enough. | 459 | 33.99 | 54.03 | 6.75 | 3.7 | 1.53 |
| 24 | I know who to ask to get help if I find my work too hard. | 459 | 38.78 | 39.43 | 15.03 | 5.88 | 0.87 |
| 25 | Staff help me to understand how I am progressing in my school work. | 459 | 25.93 | 51.63 | 14.38 | 7.41 | 0.65 |
| 26 | The feedback I receive on my work helps me to improve my learning. | 459 | 23.31 | 50.98 | 18.08 | 6.1 | 1.53 |
| 27 | I am encouraged by staff to do the best I can. | 459 | 34.42 | 44.44 | 16.78 | 3.7 | 0.65 |
| 28 | I am happy with the quality of teaching in my school. | 459 | 19.61 | 53.81 | 21.57 | 4.79 | 0.22 |

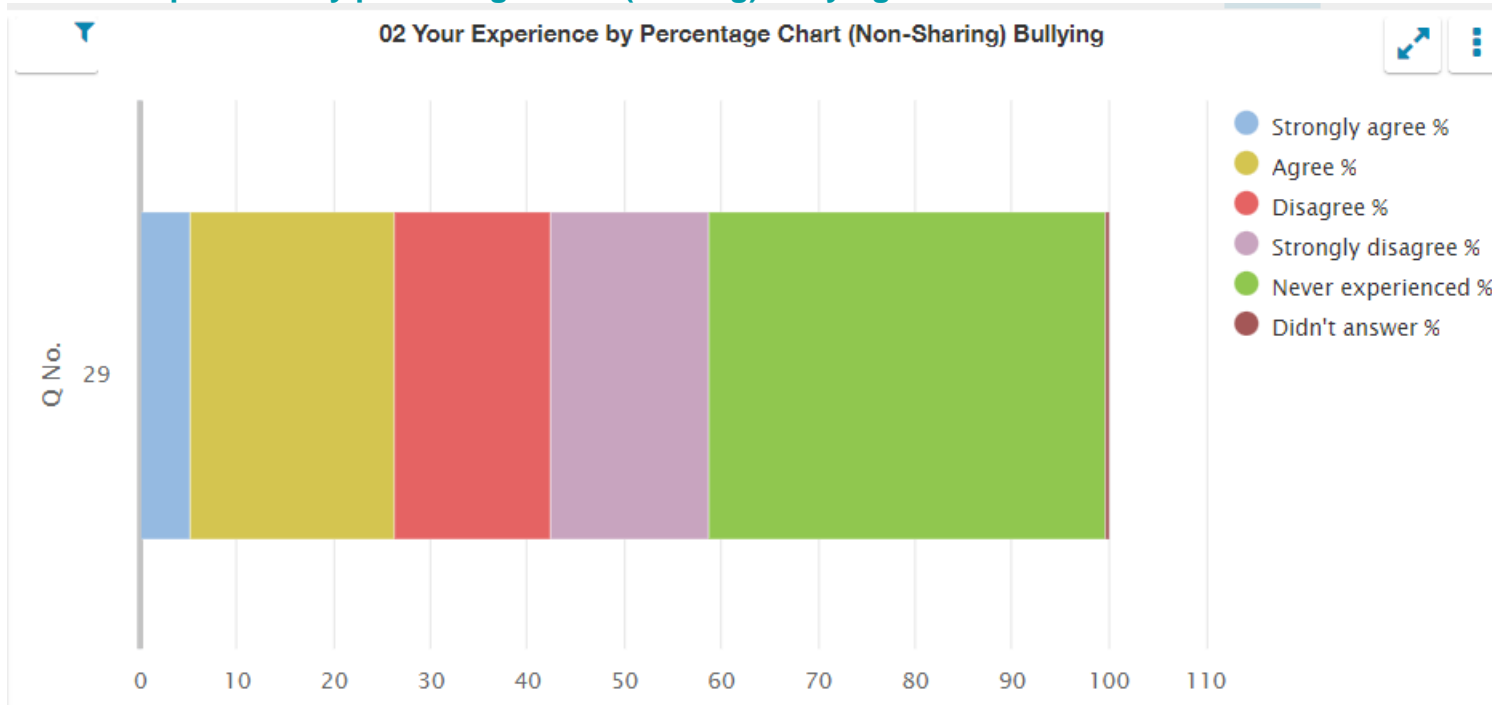
02 Your experience by percentage 2 chart (sharing)



02 Your experience by percentage (sharing) bullying

| Q No. | Question | Response Count | Strongly agree % | Agree % | Disagree % | Strongly disagree % | Never experienced % | Didn't answer % |
|-------|---|----------------|------------------|---------|------------|---------------------|---------------------|-----------------|
| 29 | My school deals well with any bullying. | 459 | 5.23 | 21.13 | 16.12 | 16.34 | 40.74 | 0.44 |

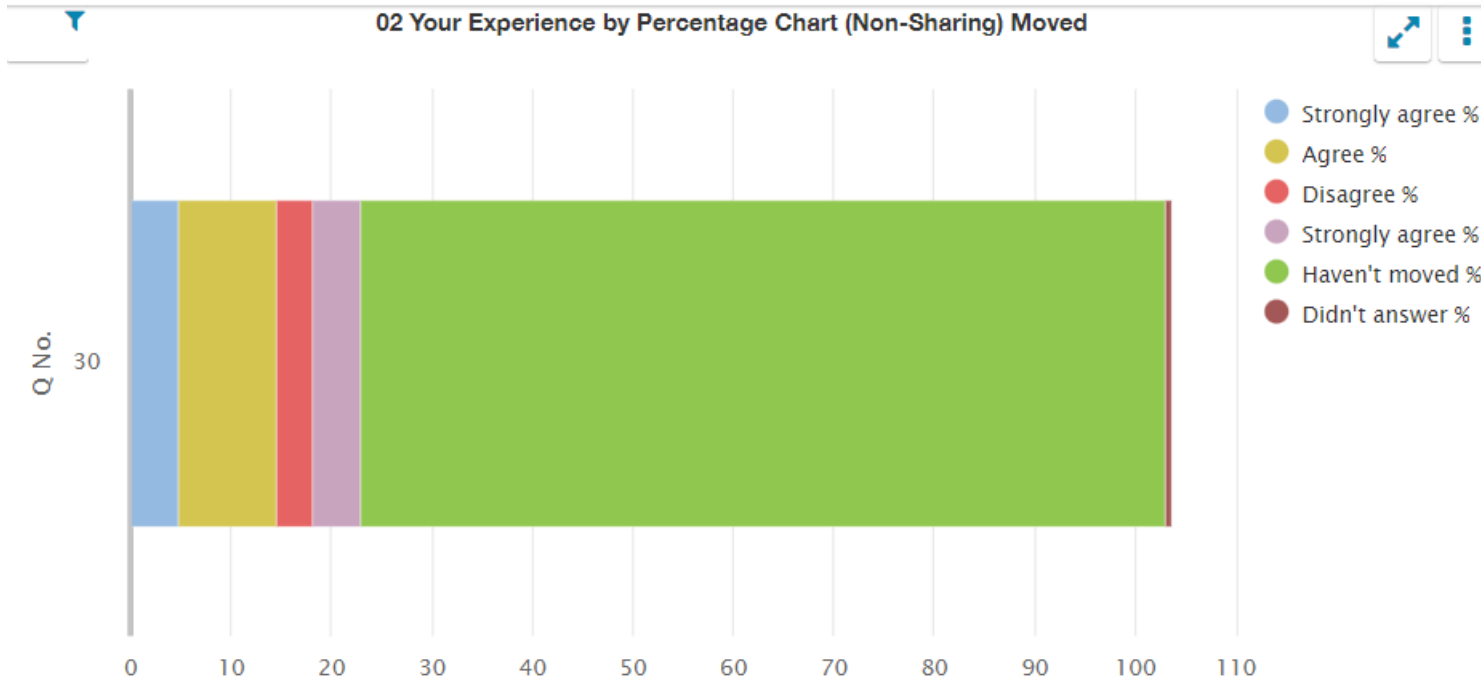
02 Your experience by percentage chart (sharing) bullying



02 Your experience by percentage (sharing) moved

| Q No. | Question | Response Count | Strongly agree % | Agree % | Disagree % | Strongly disagree % | Haven't moved % | Didn't answer % |
|-------|---|----------------|------------------|---------|------------|---------------------|-----------------|-----------------|
| 30 | I was well supported if I moved to a new school within the last year. | 459 | 4.79 | 9.8 | 3.49 | 1.09 | 80.17 | 0.65 |

02 Your experience by percentage chart (sharing) moved



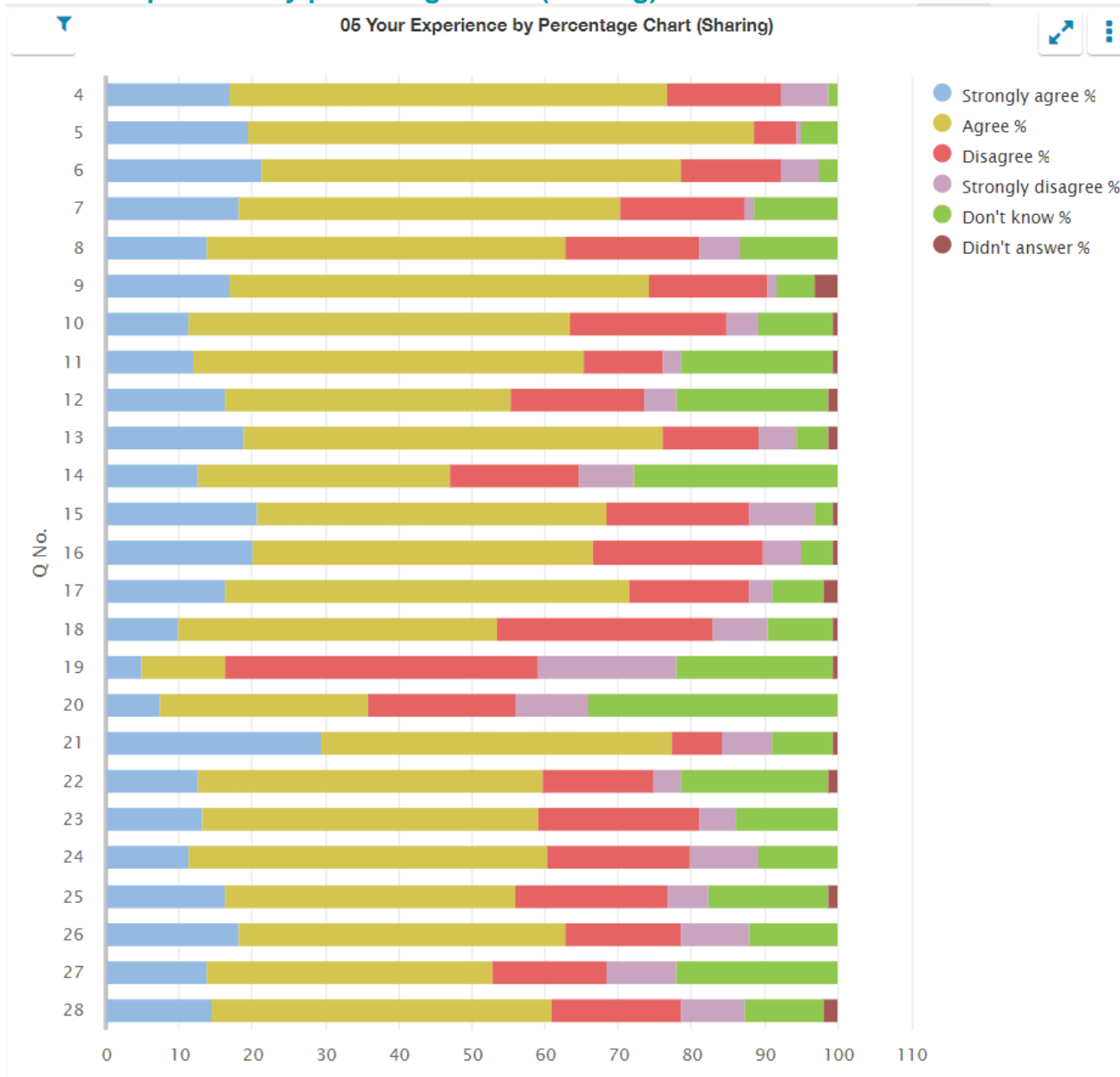
Questionnaire for parents/carers of children in secondary stages (05)

05 Your experience by percentage (sharing)

| Q No. | Question | Response Count | Strongly agree % | Agree % | Disagree % | Strongly disagree % | Don't know % | Didn't answer % |
|-------|--|----------------|------------------|---------|------------|---------------------|--------------|-----------------|
| 4 | My child likes being at this school. | 159 | 16.98 | 59.75 | 15.72 | 6.29 | 1.26 | 0.00 |
| 5 | Staff treat my child fairly and with respect. | 159 | 19.5 | 69.18 | 5.66 | 0.63 | 5.03 | 0.00 |
| 6 | I feel that my child is safe at the school. | 159 | 21.38 | 57.23 | 13.84 | 5.03 | 2.52 | 0.00 |
| 7 | The school helps my child to feel confident. | 159 | 18.24 | 52.2 | 16.98 | 1.26 | 11.32 | 0.00 |
| 8 | I feel staff really know my child as an individual. | 159 | 13.84 | 49.06 | 18.24 | 5.66 | 13.21 | 0.00 |
| 9 | My child finds their learning activities hard enough. | 159 | 16.98 | 57.23 | 16.35 | 1.26 | 5.03 | 3.14 |
| 10 | My child receives the help he/she needs to do well. | 159 | 11.32 | 52.2 | 21.38 | 4.4 | 10.06 | 0.63 |
| 11 | My child is encouraged by the school to be healthy and take regular exercise. | 159 | 11.95 | 53.46 | 10.69 | 2.52 | 20.75 | 0.63 |
| 12 | The school supports my child's emotional wellbeing. | 159 | 16.35 | 38.99 | 18.24 | 4.4 | 20.75 | 1.26 |
| 13 | My child is making good progress at the school. | 159 | 18.87 | 57.23 | 13.21 | 5.03 | 4.4 | 1.26 |
| 14 | My child was well supported to make choices about taking the subjects that are right for them. | 159 | 12.58 | 34.59 | 17.61 | 7.55 | 27.67 | 0.00 |
| 15 | I receive helpful, regular feedback about how my child is learning and developing e.g. informal feedback, reports and learning profiles. | 159 | 20.75 | 47.8 | 19.5 | 8.81 | 2.52 | 0.63 |
| 16 | The information I receive about how my child is doing reaches me at the right time. | 159 | 20.13 | 46.54 | 23.27 | 5.03 | 4.4 | 0.63 |
| 17 | I understand how my child's progress is assessed. | 159 | 16.35 | 55.35 | 16.35 | 3.14 | 6.92 | 1.89 |
| 18 | The school gives me advice on how to support my child's learning at home. | 159 | 10.06 | 43.4 | 29.56 | 7.55 | 8.81 | 0.63 |
| 19 | The school organises activities where my child and I can learn together. | 159 | 5.03 | 11.32 | 42.77 | 18.87 | 21.38 | 0.63 |
| 20 | The school takes my views into account when making changes. | 159 | 7.55 | 28.3 | 20.13 | 10.06 | 33.96 | 0.00 |
| 21 | I feel comfortable approaching the school with questions, suggestions and/or a problem. | 159 | 29.56 | 47.8 | 6.92 | 6.92 | 8.18 | 0.63 |

| Q No. | Question (cont.) | Response Count | Strongly agree % | Agree % | Disagree % | Strongly disagree % | Don't know % | Didn't answer % |
|-------|---|----------------|------------------|---------|------------|---------------------|--------------|-----------------|
| 22 | I feel encouraged to be involved in the work of the Parent Council and/or parent association. | 159 | 12.58 | 47.17 | 15.09 | 3.77 | 20.13 | 1.26 |
| 23 | I am kept informed about the work of the Parent Council and/or parent association. | 159 | 13.21 | 45.91 | 22.01 | 5.03 | 13.84 | 0.00 |
| 24 | I am satisfied with the quality of teaching in the school. | 159 | 11.32 | 49.06 | 19.5 | 9.43 | 10.69 | 0.00 |
| 25 | The school is well led and managed. | 159 | 16.35 | 39.62 | 20.75 | 5.66 | 16.35 | 1.26 |
| 26 | The school encourages young people to treat others with respect. | 159 | 18.24 | 44.65 | 15.72 | 9.43 | 11.95 | 0.00 |
| 27 | I would recommend the school to other parents. | 159 | 13.84 | 38.99 | 15.72 | 9.43 | 22.01 | 0.00 |
| 28 | Overall, I am satisfied with the school. | 159 | 14.47 | 46.54 | 17.61 | 8.81 | 10.69 | 1.89 |

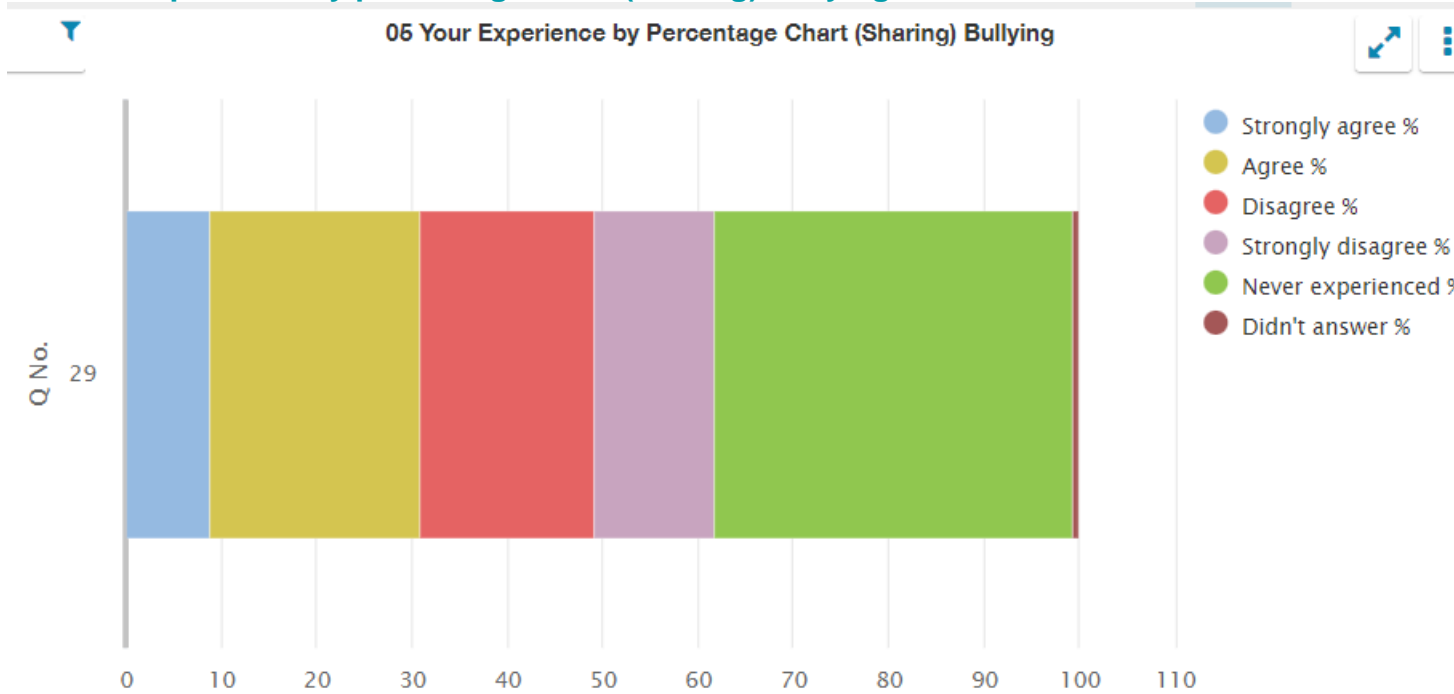
05 Your experience by percentage chart (sharing)



05 Your experience by percentage (sharing) bullying

| Q No. | Question | Response Count | Strongly agree % | Agree % | Disagree % | Strongly disagree % | Never experienced % | Didn't answer % |
|-------|---|----------------|------------------|---------|------------|---------------------|---------------------|-----------------|
| 29 | My child's school deals well with any bullying. | 159 | 8.81 | 22.01 | 18.24 | 12.58 | 37.74 | 0.63 |

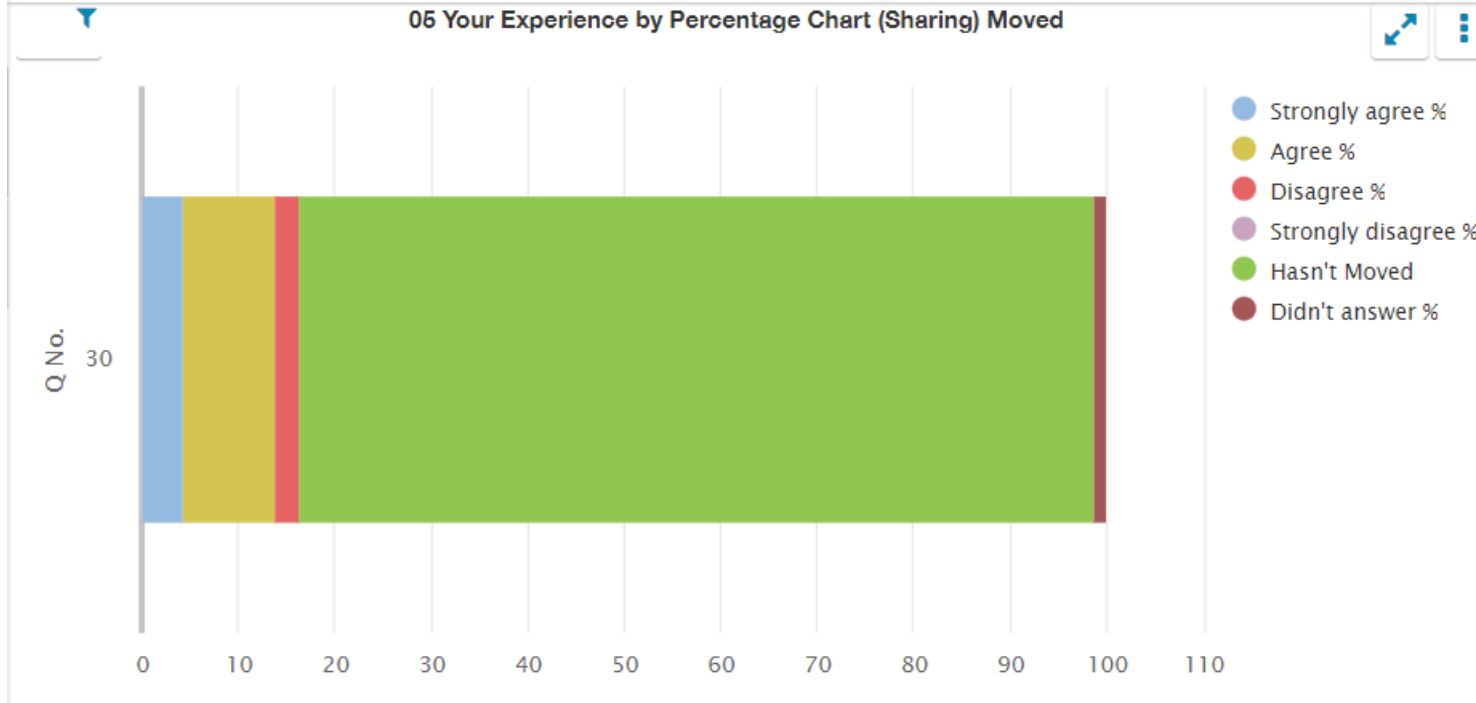
05 Your experience by percentage chart (sharing) bullying



05 Your experience by percentage (sharing) moved

| Q No. | Question | Response Count | Strongly agree % | Agree % | Disagree % | Strongly disagree % | Hasn't Moved | Didn't answer % |
|-------|---|----------------|------------------|---------|------------|---------------------|--------------|-----------------|
| 30 | My child was well supported if they moved to a new school within the last year. | 159 | 4.4 | 9.43 | 2.52 | 0.00 | 82.39 | 1.26 |

05 Your experience by percentage chart (sharing) moved



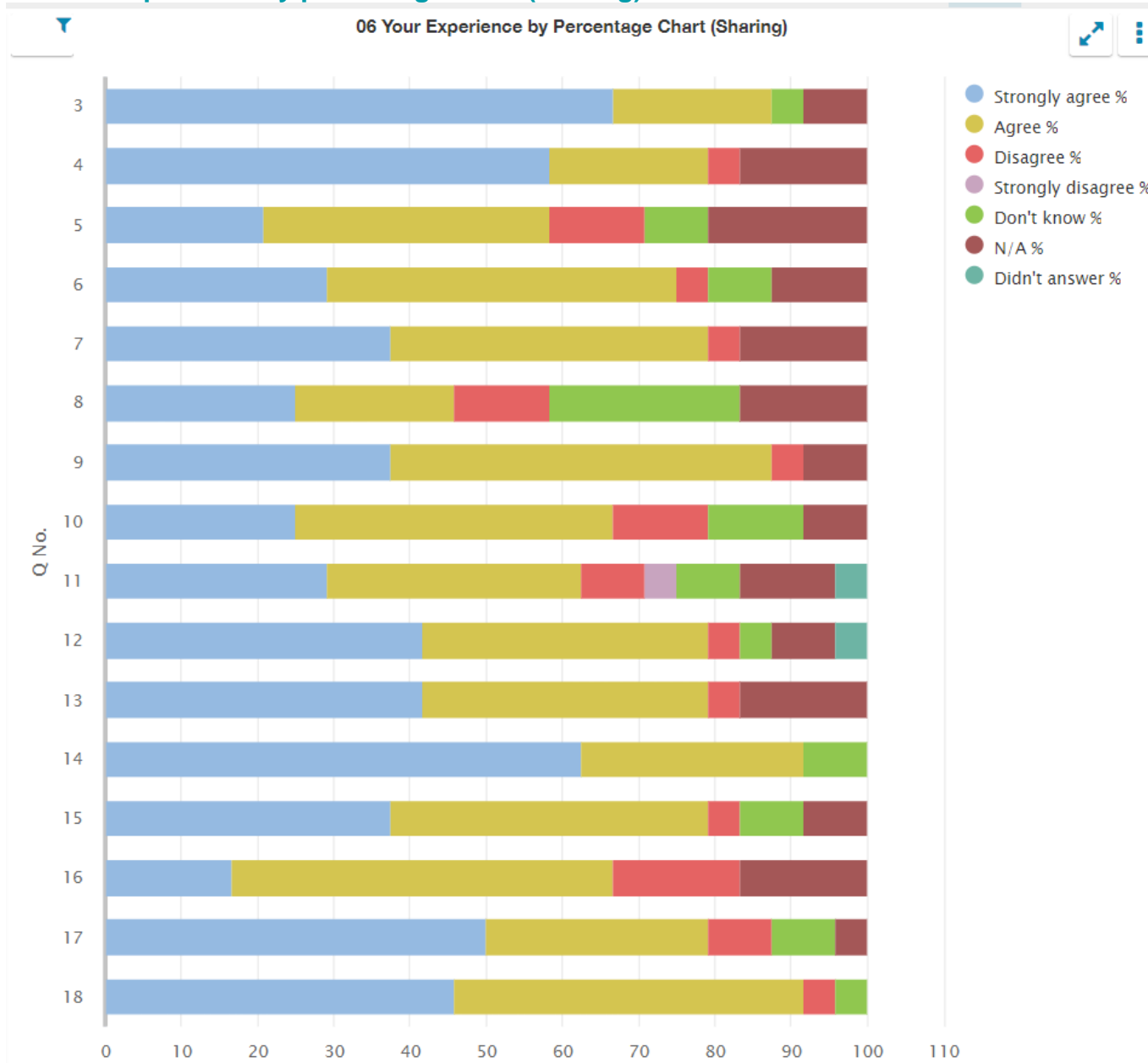
Questionnaire for partners with the school (06)

06 Your experience by percentage (sharing)

| Q No. | Question | Response Count | Strongly agree % | Agree % | Disagree % | Strongly disagree % | Don't know % | N/A % | Didn't answer % |
|-------|---|----------------|------------------|---------|------------|---------------------|--------------|-------|-----------------|
| 3 | My service/organisation works in partnership with the school on a regular basis. | 24 | 66.67 | 20.83 | 0.00 | 0.00 | 4.17 | 8.33 | 0.00 |
| 4 | We are aware of the school's procedures for reporting child protection and safeguarding concerns. | 24 | 58.33 | 20.83 | 4.17 | 0.00 | 0.00 | 16.67 | 0.00 |
| 5 | My service/organisation has a clear understanding of the school's strategies for raising attainment for all. | 24 | 20.83 | 37.5 | 12.5 | 0.00 | 8.33 | 20.83 | 0.00 |
| 6 | There are effective arrangements in place for jointly planning provision with the school. | 24 | 29.17 | 45.83 | 4.17 | 0.00 | 8.33 | 12.5 | 0.00 |
| 7 | There are effective arrangements for jointly delivering provision with the school. | 24 | 37.5 | 41.67 | 4.17 | 0.00 | 0.00 | 16.67 | 0.00 |
| 8 | My service/organisation is involved in the school's self-evaluation of our joint work. | 24 | 25 | 20.83 | 12.5 | 0.00 | 25 | 16.67 | 0.00 |
| 9 | Roles and responsibilities are clearly defined within the partnership. | 24 | 37.5 | 50 | 4.17 | 0.00 | 0.00 | 8.33 | 0.00 |
| 10 | Effective arrangements are in place to evaluate the impact of our partnership working. | 24 | 25 | 41.67 | 12.5 | 0.00 | 12.5 | 8.33 | 0.00 |
| 11 | My service/organisation is kept up to date with changes in the school which may affect the services we deliver. | 24 | 29.17 | 33.33 | 8.33 | 4.17 | 8.33 | 12.5 | 4.17 |
| 12 | The school provides my service/organisation with relevant information about the needs of children and young people. | 24 | 41.67 | 37.5 | 4.17 | 0.00 | 4.17 | 8.33 | 4.17 |
| 13 | Arrangements are in place to support my service/organisation to share relevant information about the progress of children and young people with the school. | 24 | 41.67 | 37.5 | 4.17 | 0.00 | 0.00 | 16.67 | 0.00 |
| 14 | The school values the contribution made by my service/organisation. | 24 | 62.5 | 29.17 | 0.00 | 0.00 | 8.33 | 0.00 | 0.00 |

| | | | | | | | | | |
|--------------|---|-----------------------|-------------------------|----------------|-------------------|----------------------------|---------------------|--------------|------------------------|
| 15 | The school actively promotes my service/organisation to potential users, as appropriate. | 24 | 37.5 | 41.67 | 4.17 | 0.00 | 8.33 | 8.33 | 0.00 |
| Q No. | Question (cont.) | Response Count | Strongly agree % | Agree % | Disagree % | Strongly disagree % | Don't know % | N/A % | Didn't answer % |
| 16 | There are opportunities to network, share practice and participate in joint training and development with the school. | 24 | 16.67 | 50 | 16.67 | 0.00 | 0.00 | 16.67 | 0.00 |
| 17 | My service/organisation has a clear understanding of the social, cultural and economic context of the school. | 24 | 50 | 29.17 | 8.33 | 0.00 | 8.33 | 4.17 | 0.00 |
| 18 | Overall, partnership working with the school works well. | 24 | 45.83 | 45.83 | 4.17 | 0.00 | 4.17 | 0.00 | 0.00 |

06 Your experience by percentage chart (sharing)



Questionnaire for school teachers (10)

10 Your experience by percentage (sharing)

| Q No. | Question | Response Count | Strongly agree % | Agree % | Disagree % | Strongly disagree % | Don't know % | N/A % | Didn't answer % |
|-------|---|----------------|------------------|---------|------------|---------------------|--------------|-------|-----------------|
| 2 | I find it rewarding to be a member of staff at this school. | 53 | 24.53 | 67.92 | 5.66 | 0.00 | 1.89 | 0.00 | 0.00 |
| 3 | I feel a valued part of the school's community. | 53 | 33.96 | 56.6 | 5.66 | 0.00 | 1.89 | 0.00 | 1.89 |
| 4 | I am encouraged to learn and share practice with colleagues from other schools. | 53 | 18.87 | 50.94 | 11.32 | 7.55 | 1.89 | 9.43 | 0.00 |
| 5 | I am given the opportunity to learn and share practice with colleagues from other schools. | 53 | 15.09 | 49.06 | 16.98 | 9.43 | 1.89 | 7.55 | 0.00 |
| 6 | I have a clear understanding of the social, cultural and economic context of the school. | 53 | 50.94 | 43.4 | 3.77 | 0.00 | 1.89 | 0.00 | 0.00 |
| 7 | I feel appropriately supported by the school to undertake my role. | 53 | 26.42 | 52.83 | 11.32 | 7.55 | 1.89 | 0.00 | 0.00 |
| 8 | I am supported to engage in professional learning. | 53 | 32.08 | 52.83 | 9.43 | 3.77 | 1.89 | 0.00 | 0.00 |
| 9 | My professional learning enables me to reflect on and improve my practice. | 53 | 33.96 | 50.94 | 5.66 | 0.00 | 5.66 | 3.77 | 0.00 |
| 10 | I have regular opportunities to undertake leadership roles. | 53 | 18.87 | 26.42 | 22.64 | 5.66 | 3.77 | 20.75 | 1.89 |
| 11 | I have opportunities to be involved in agreeing priorities for the school. | 53 | 20.75 | 49.06 | 13.21 | 3.77 | 7.55 | 3.77 | 1.89 |
| 12 | I am actively involved in the school's ongoing self-evaluation. | 53 | 26.42 | 43.4 | 13.21 | 3.77 | 7.55 | 3.77 | 1.89 |
| 13 | GTCS standards are used to support professional dialogue. | 53 | 20.75 | 58.49 | 13.21 | 3.77 | 3.77 | 0.00 | 0.00 |
| 14 | I use information, including data, effectively to identify and reduce inequalities in children's and young people's outcomes. | 53 | 26.42 | 64.15 | 3.77 | 0.00 | 5.66 | 0.00 | 0.00 |
| 15 | I understand how to apply the school's procedures relating to child protection and safeguarding. | 53 | 56.6 | 41.51 | 0.00 | 0.00 | 1.89 | 0.00 | 0.00 |
| 16 | The school's vision and values underpins my work. | 53 | 35.85 | 50.94 | 7.55 | 0.00 | 3.77 | 1.89 | 0.00 |
| 17 | Staff treat all children and young people fairly and with respect. | 53 | 24.53 | 67.92 | 5.66 | 1.89 | 0.00 | 0.00 | 0.00 |

| Q No. | Question (cont.) | Response Count | Strongly agree % | Agree % | Disagree % | Strongly disagree % | Don't know % | N/A % | Didn't answer % |
|-------|---|----------------|------------------|---------|------------|---------------------|--------------|-------|-----------------|
| 18 | Colleagues treat each other with respect. | 53 | 35.85 | 52.83 | 9.43 | 1.89 | 0.00 | 0.00 | 0.00 |
| 19 | Children and young people are encouraged and supported to treat others with respect. | 53 | 39.62 | 50.94 | 7.55 | 0.00 | 1.89 | 0.00 | 0.00 |
| 20 | Children and young people are well behaved. | 53 | 0.00 | 77.36 | 15.09 | 3.77 | 1.89 | 1.89 | 0.00 |
| 21 | The school deals effectively with any bullying. | 53 | 15.09 | 50.94 | 13.21 | 1.89 | 18.87 | 0.00 | 0.00 |
| 22 | I am provided with feedback when I report an incident. | 53 | 13.21 | 56.6 | 22.64 | 1.89 | 3.77 | 1.89 | 0.00 |
| 23 | Staff at all levels within the school communicate effectively with each other. | 53 | 5.66 | 52.83 | 32.08 | 9.43 | 0.00 | 0.00 | 0.00 |
| 24 | The school's arrangements for engaging parents in their child's learning are effective. | 53 | 9.43 | 66.04 | 9.43 | 1.89 | 13.21 | 0.00 | 0.00 |
| 25 | The school is well led and managed. | 53 | 22.64 | 56.6 | 11.32 | 5.66 | 1.89 | 1.89 | 0.00 |
| 26 | Collaborative working across the school is effective in taking forward improvement. | 53 | 13.21 | 45.28 | 30.19 | 0.00 | 9.43 | 1.89 | 0.00 |
| 27 | Children and young people are engaged in their learning. | 53 | 5.66 | 79.25 | 13.21 | 0.00 | 1.89 | 0.00 | 0.00 |
| 28 | I give children and young people regular feedback which helps them to progress. | 53 | 32.08 | 66.04 | 0.00 | 0.00 | 1.89 | 0.00 | 0.00 |
| 29 | Children and young people are provided with experiences which meet their learning needs. | 53 | 15.09 | 71.7 | 11.32 | 1.89 | 0.00 | 0.00 | 0.00 |
| 30 | Children and young people are involved in talking about and planning their learning. | 53 | 1.89 | 64.15 | 24.53 | 1.89 | 5.66 | 1.89 | 0.00 |
| 31 | Children and young people are involved in setting their learning targets. | 53 | 1.89 | 71.7 | 20.75 | 0.00 | 5.66 | 0.00 | 0.00 |
| 32 | Children and young people have the opportunity to lead their learning. | 53 | 1.89 | 62.26 | 22.64 | 0.00 | 11.32 | 1.89 | 0.00 |
| 33 | I receive appropriate support for planning, preparation and assessment. | 53 | 15.09 | 49.06 | 28.3 | 1.89 | 5.66 | 0.00 | 0.00 |
| 34 | The school has effective strategies to support children and young people with their learning, including those requiring additional support. | 53 | 18.87 | 49.06 | 22.64 | 5.66 | 1.89 | 0.00 | 1.89 |
| 35 | Staff have a shared understanding of their 'responsibility of all' in literacy and numeracy and health and wellbeing. | 53 | 11.32 | 64.15 | 18.87 | 0.00 | 5.66 | 0.00 | 0.00 |

| Q No. | Question (cont.) | Response Count | Strongly agree % | Agree % | Disagree % | Strongly disagree % | Don't know % | N/A % | Didn't answer % |
|-------|--|----------------|------------------|---------|------------|---------------------|--------------|-------|-----------------|
| 36 | Moderation activities are helping me to make sound professional judgements. | 53 | 26.42 | 60.38 | 7.55 | 0.00 | 1.89 | 3.77 | 0.00 |
| 37 | I have regular opportunities to help shape the curriculum through discussions with colleagues, parents and partners. | 53 | 20.75 | 58.49 | 16.98 | 1.89 | 1.89 | 0.00 | 0.00 |
| 38 | I am aware of and involved in the school's strategies for raising attainment for all. | 53 | 22.64 | 43.4 | 22.64 | 0.00 | 11.32 | 0.00 | 0.00 |

10 Your experience by percentage chart (sharing)

