

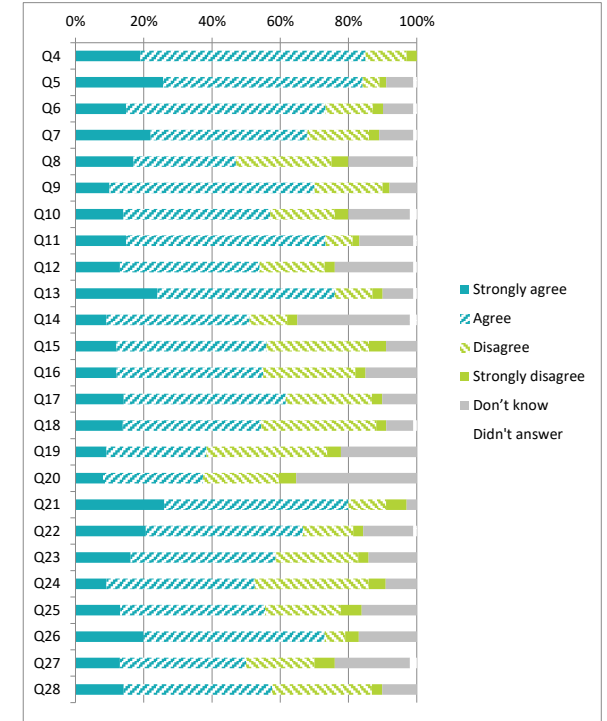
# Parents / Carers (Secondary) Questionnaire Summary

Centre Name:Perth High School  
SEED Number: 5351030

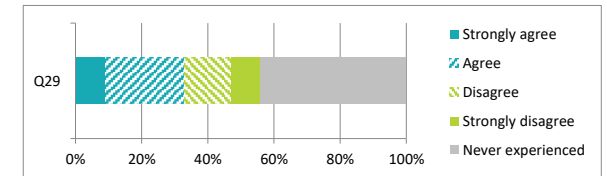
Number of responses : 116

Percentages are rounded and may not add up to 100%

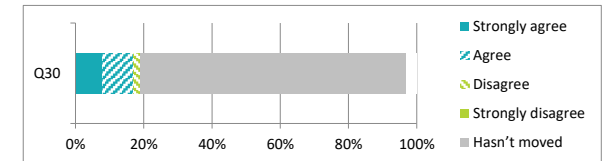
		Percentage %					
		Strongly agree	Agree	Disagree	Strongly disagree	Don't know	Didn't answer
Q4	My child likes being at this school	19	66	12	3	0	0
Q5	Staff treat my child fairly and with respect	26	59	5	2	8	1
Q6	I feel that my child is safe at the school	15	59	14	3	9	1
Q7	The school helps my child to feel confident	22	46	18	3	10	1
Q8	I feel staff really know my child as an individual	17	30	28	5	19	1
Q9	My child finds their learning activities hard enough	10	60	20	2	8	0
Q10	My child receives the help he/she needs to do well	14	43	19	4	18	2
Q11	My child is encouraged by the school to be healthy and take regular exercise	15	59	8	2	16	1
Q12	The school supports my child's emotional wellbeing	13	41	19	3	23	1
Q13	My child is making good progress at the school	24	52	11	3	9	1
Q14	My child was well supported to make choices about taking the subjects that are right for them	9	42	11	3	33	2
Q15	I receive helpful, regular feedback about how my child is learning and developing e.g. informal feedback, reports and learning profiles	12	44	30	5	9	0
Q16	The information I receive about how my child is doing reaches me at the right time	12	43	27	3	15	0
Q17	I understand how my child's progress is assessed	14	47	25	3	10	0
Q18	The school gives me advice on how to support my child's learning at home	14	41	34	3	8	1
Q19	The school organises activities where my child and I can learn together	9	29	35	4	22	0
Q20	The school takes my views into account when making changes	8	29	22	5	35	0
Q21	I feel comfortable approaching the school with questions, suggestions and/or a problem	26	54	11	6	3	0
Q22	I feel encouraged to be involved in the work of the Parent Council and/or parent association	21	47	15	3	15	1
Q23	I am kept informed about the work of the Parent Council and/or parent association	16	42	24	3	14	0
Q24	I am satisfied with the quality of teaching in the school	9	43	33	5	9	0
Q25	The school is well led and managed	13	42	22	6	16	0
Q26	The school encourages young people to treat others with respect	20	53	6	4	17	0
Q27	I would recommend the school to other parents	13	37	20	6	22	2
Q28	Overall, I am satisfied with the school	14	43	29	3	10	0



		Percentage %					
		Strongly agree	Agree	Disagree	Strongly disagree	Never experienced	Didn't answer
Q29	My child's school deals well with bullying	9	24	14	9	44	0



		Percentage %					
		Strongly agree	Agree	Disagree	Strongly disagree	Hasn't moved	Didn't answer
Q30	My child was well supported if they moved to a new school within the last year	8	9	2	0	78	3



# Partners (Primary / Secondary) Questionnaire Summary

Centre Name:Perth High School  
SEED Number: 5351030

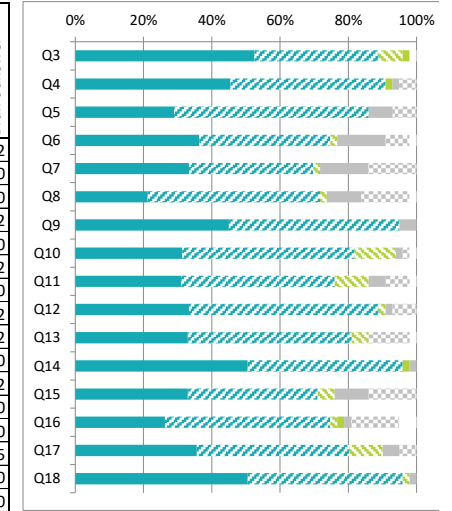
Number of responses : 42

Disclosure control has been applied to the data, this means a small number of responses have been changed to prevent individuals being identified.

Percentages are rounded and may not add up to 100%

Percentage %

		Strongly agree	Agree	Disagree	Strongly disagree	Don't know	N/A	Didn't answer
Q3	My service/organisation works in partnership with the school on a regular basis	52	36	7	2	0	0	2
Q4	We are aware of the school's procedures for reporting child protection and safeguarding concerns	45	45	0	2	2	5	0
Q5	My service/organisation has a clear understanding of the school's strategies for raising attainment for all	29	57	0	0	7	7	0
Q6	There are effective arrangements in place for jointly planning provision with the school	36	38	2	0	14	7	2
Q7	There are effective arrangements for jointly delivering provision with the school	33	36	2	0	14	14	0
Q8	My service/organisation is involved in the school's self-evaluation of our joint work	21	50	2	0	10	14	2
Q9	Roles and responsibilities are clearly defined within the partnership	45	50	0	0	5	0	0
Q10	Effective arrangements are in place to evaluate the impact of our partnership working	31	50	12	0	2	2	2
Q11	My service/organisation is kept up to date with changes in the school which may affect the services we deliver	31	45	10	0	5	7	2
Q12	The school provides my service/organisation with relevant information about the needs of children and young people	33	55	2	0	2	7	0
Q13	Arrangements are in place to support my service/organisation to share relevant information about the progress of children and young people with the school	33	48	5	0	0	12	2
Q14	The school values the contribution made by my service/organisation	50	45	0	2	2	0	0
Q15	The school actively promotes my service/organisation to potential users, as appropriate	33	38	5	0	10	14	0
Q16	There are opportunities to network, share practice and participate in joint training and development with the school	26	48	2	2	2	14	5
Q17	My service/organisation has a clear understanding of the social, cultural and economic context of the school	36	45	10	0	5	5	0
Q18	Overall, partnership working with the school works well	50	45	2	0	2	0	0



- Strongly agree
- ▨ Agree
- ▩ Disagree
- Strongly disagree
- Don't know
- ⊠ N/A
- Didn't answer

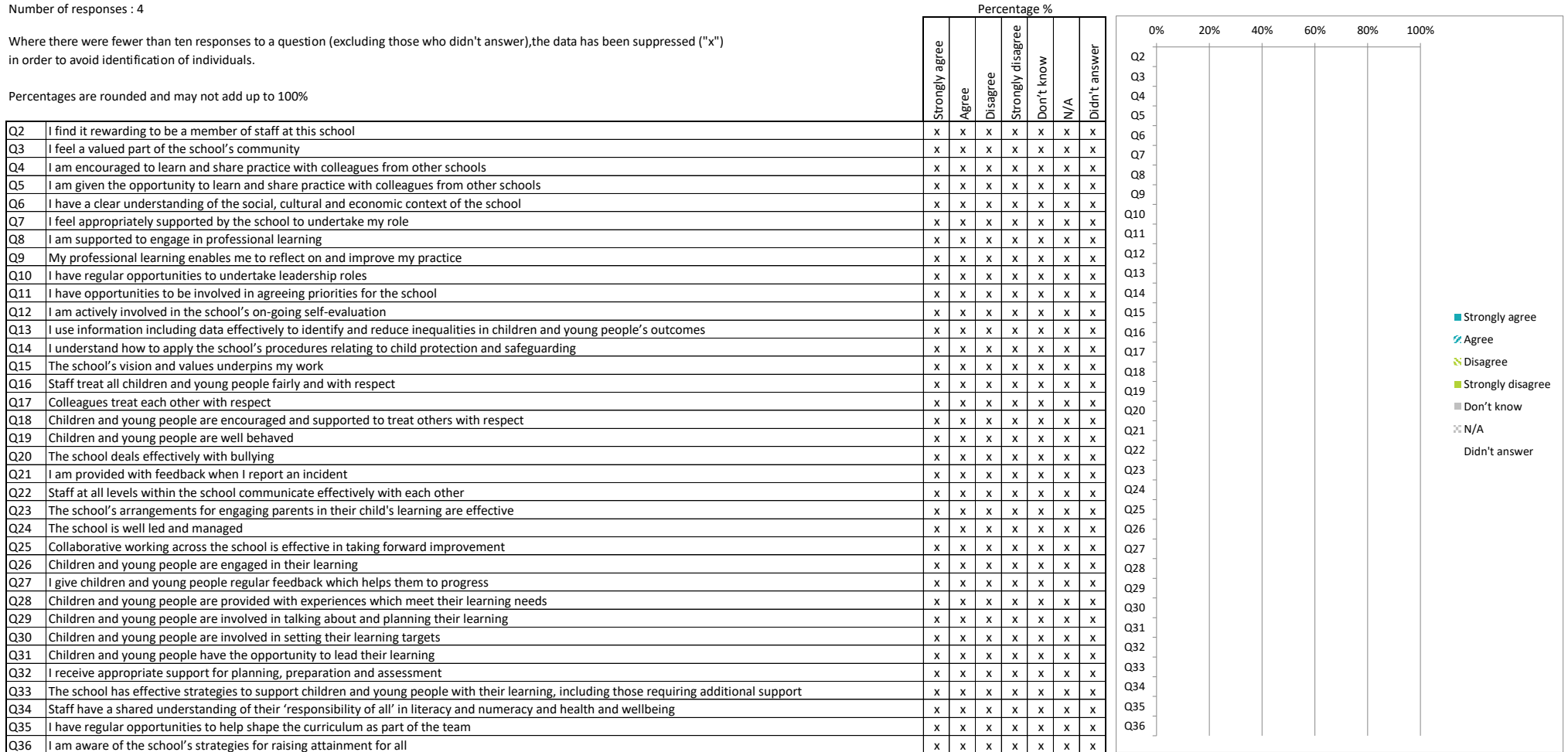
# Staff Pupil Support (Primary / Secondary) Questionnaire Summary

Centre Name:Perth High School  
SEED Number: 5351030

Number of responses : 4

Where there were fewer than ten responses to a question (excluding those who didn't answer),the data has been suppressed ("x") in order to avoid identification of individuals.

Percentages are rounded and may not add up to 100%



# Staff School Support (Primary / Secondary) Questionnaire Summary

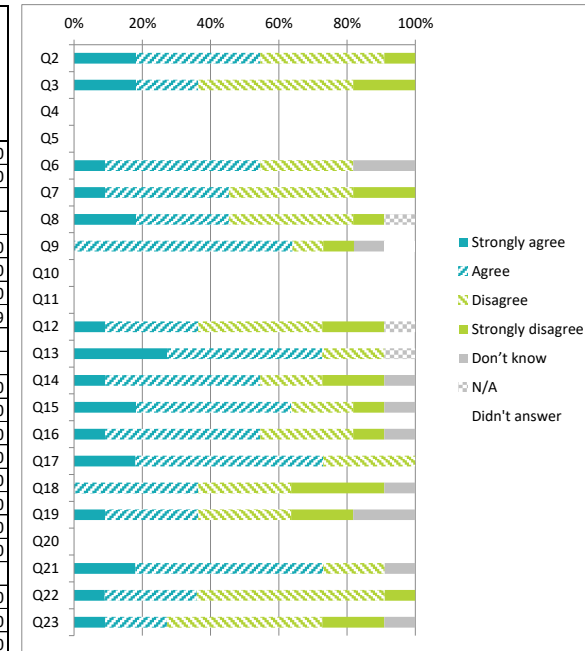
Centre Name:Perth High School  
SEED Number: 5351030

Number of responses : 11

Where there were fewer than ten responses to a question (excluding those who didn't answer),the data has been suppressed ("x") in order to avoid identification of individuals.

Percentages are rounded and may not add up to 100%

		Percentage %						
		Strongly agree	Agree	Disagree	Strongly disagree	Don't know	N/A	Didn't answer
Q2	I find it rewarding to be a member of staff at this school	18	36	36	9	0	0	0
Q3	I feel a valued part of the school's community	18	18	45	18	0	0	0
Q4	I am encouraged to learn and share practice with colleagues from other schools	x	x	x	x	x	x	x
Q5	I am given the opportunity to learn and share practice with colleagues from other schools	x	x	x	x	x	x	x
Q6	I have a clear understanding of the social, cultural and economic context of the school	9	45	27	0	18	0	0
Q7	I feel appropriately supported by the school to undertake my role	9	36	36	18	0	0	0
Q8	I am supported to take part in development opportunities	18	27	36	9	0	9	0
Q9	My professional learning enables me to reflect on and improve my practice	0	64	9	9	9	0	9
Q10	I have regular opportunities to undertake leadership roles	x	x	x	x	x	x	x
Q11	I have opportunities to be involved in agreeing priorities for the school	x	x	x	x	x	x	x
Q12	I am actively involved in the school's on-going self-evaluation	9	27	36	18	0	9	0
Q13	I understand how to apply the school's procedures relating to child protection and safeguarding	27	45	18	0	0	9	0
Q14	The school's vision and values underpins my work	9	45	18	18	9	0	0
Q15	Staff treat all children and young people fairly and with respect	18	45	18	9	9	0	0
Q16	Colleagues treat each other with respect	9	45	27	9	9	0	0
Q17	Children and young people are encouraged and supported to treat others with respect	18	55	27	0	0	0	0
Q18	Children and young people are well behaved	0	36	27	27	9	0	0
Q19	The school deals effectively with bullying	9	27	27	18	18	0	0
Q20	I am provided with feedback when I report an incident	x	x	x	x	x	x	x
Q21	Collaborative working across the school is effective in taking forward improvement	18	55	18	0	9	0	0
Q22	Staff at all levels within the school communicate effectively with each other	9	27	55	9	0	0	0
Q23	The school is well led and managed	9	18	45	18	9	0	0



# Staff Teachers (Primary / Secondary) Questionnaire Summary

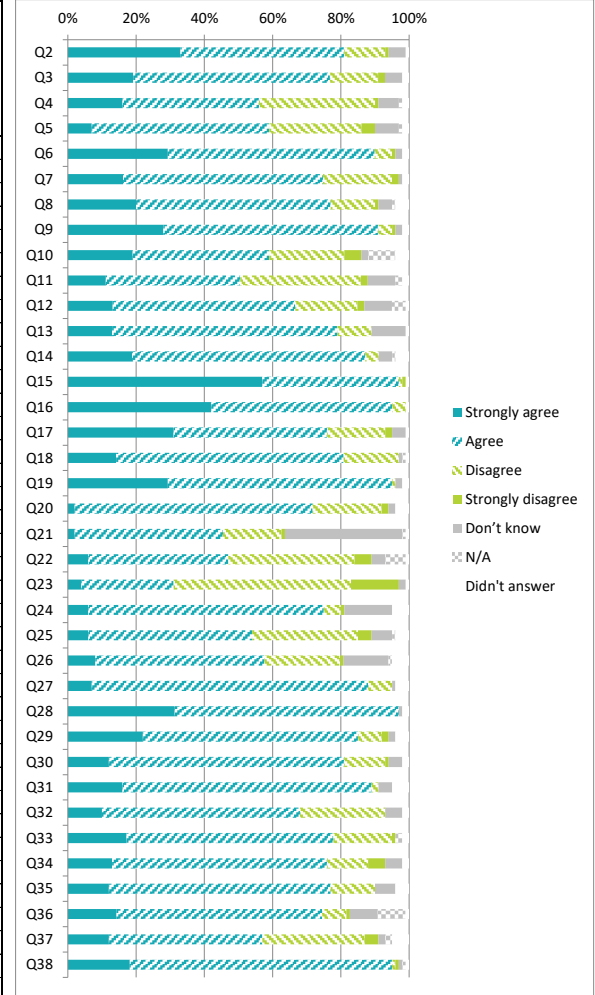
Centre Name:Perth High School  
SEED Number: 5351030

Number of responses : 83

Disclosure control has been applied to the data, this means a small number of responses have been changed to prevent individuals being identified.

Percentages are rounded and may not add up to 100%

		Percentage %						
		Strongly agree	Agree	Disagree	Strongly disagree	Don't know	N/A	
Q2	I find it rewarding to be a member of staff at this school	33	48	12	1	5	0	1
Q3	I feel a valued part of the school's community	19	57	14	2	5	0	2
Q4	I am encouraged to learn and share practice with colleagues from other schools	16	40	34	1	6	1	2
Q5	I am given the opportunity to learn and share practice with colleagues from other schools	7	52	27	4	7	1	2
Q6	I have a clear understanding of the social, cultural and economic context of the school	29	60	5	1	2	0	2
Q7	I feel appropriately supported by the school to undertake my role	16	58	20	2	1	0	2
Q8	I am supported to engage in professional learning	20	57	13	1	4	1	4
Q9	My professional learning enables me to reflect on and improve my practice	28	63	4	1	2	0	2
Q10	I have regular opportunities to undertake leadership roles	19	40	22	5	2	8	4
Q11	I have opportunities to be involved in agreeing priorities for the school	11	39	35	2	8	2	2
Q12	I am actively involved in the school's on-going self-evaluation	13	53	18	2	8	4	1
Q13	GTCS standards are used to support professional dialogue	13	66	10	0	10	0	1
Q14	I use information including data effectively to identify and reduce inequalities in children and young people's outcomes	19	69	4	0	4	1	4
Q15	I understand how to apply the school's procedures relating to child protection and safeguarding	57	40	1	1	0	0	1
Q16	The school's vision and values underpins my work	42	53	4	0	0	0	1
Q17	Staff treat all children and young people fairly and with respect	31	45	17	2	4	0	1
Q18	Colleagues treat each other with respect	14	66	16	0	1	1	1
Q19	Children and young people are encouraged and supported to treat others with respect	29	65	1	0	2	0	2
Q20	Children and young people are well behaved	2	69	20	2	2	0	4
Q21	The school deals effectively with bullying	2	43	17	1	34	1	1
Q22	I am provided with feedback when I report an incident	6	41	37	5	4	6	1
Q23	Staff at all levels within the school communicate effectively with each other	4	27	52	14	2	0	1
Q24	The school's arrangements for engaging parents in their child's learning are effective	6	69	5	1	14	0	5
Q25	The school is well led and managed	6	48	31	4	6	1	4
Q26	Collaborative working across the school is effective in taking forward improvement	8	49	22	1	13	1	5
Q27	Children and young people are engaged in their learning	7	81	7	0	1	0	4
Q28	I give children and young people regular feedback which helps them to progress	31	65	0	0	1	0	2
Q29	Children and young people are provided with experiences which meet their learning needs	22	63	7	2	2	0	4
Q30	Children and young people are involved in talking about and planning their learning	12	69	12	1	4	0	2
Q31	Children and young people are involved in setting their learning targets	16	73	2	0	4	0	5
Q32	Children and young people have the opportunity to lead their learning	10	58	25	0	5	0	2
Q33	I receive appropriate support for planning, preparation and assessment	17	60	17	1	0	2	2
Q34	The school has effective strategies to support children and young people with their learning, including those requiring additional support	13	63	12	5	5	0	2
Q35	Staff have a shared understanding of their 'responsibility of all' in literacy and numeracy and health and wellbeing	12	65	13	0	6	0	4
Q36	Moderation activities are helping me to make sound professional judgements	14	59	7	1	8	8	1
Q37	I have regular opportunities to help shape the curriculum through discussions with colleagues, parents and partners	12	45	30	4	2	2	5
Q38	I am aware of and involved in the school's strategies for raising attainment for all	18	76	1	1	1	1	1



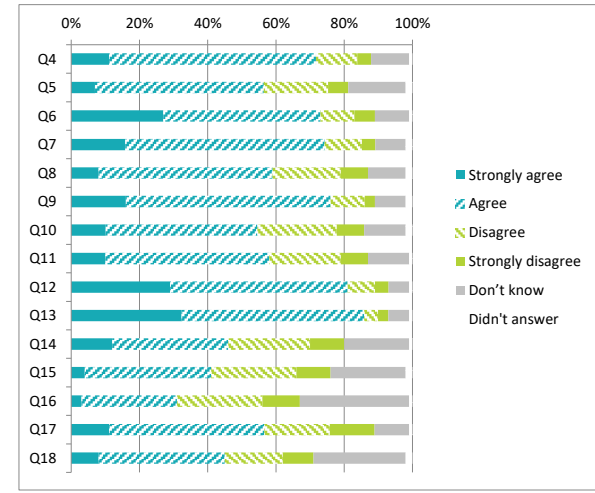
# Young People (Secondary) Questionnaire Summary

Centre Name:Perth High School  
SEED Number: 5351030

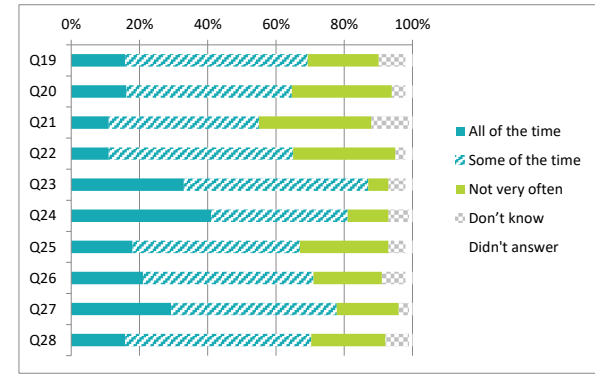
Number of responses : 1082

Percentages are rounded and may not add up to 100%

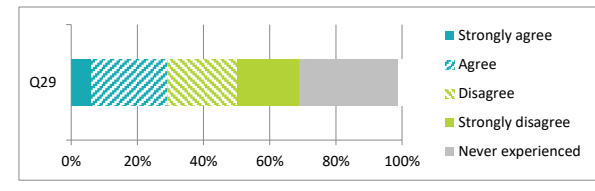
		Percentage %					
		Strongly agree	Agree	Disagree	Strongly disagree	Don't know	Didn't answer
Q4	I feel safe when I am at school	11	60	12	4	11	1
Q5	My school helps me to feel safe	7	50	19	6	17	2
Q6	I have someone in my school I can speak to if I am upset or worried about something	27	46	10	6	10	1
Q7	Staff treat me fairly and with respect	16	59	11	4	9	2
Q8	Other young people treat me fairly and with respect	8	51	20	8	11	2
Q9	My school helps me to understand and respect other people	16	60	10	3	9	2
Q10	My school is helping me to become confident	10	44	23	8	12	2
Q11	My school teaches me how to lead a healthy lifestyle	10	48	21	8	12	1
Q12	There are lots of chances at my school for me to get regular exercise	29	52	8	4	6	1
Q13	My school offers me the opportunity to take part in activities in school beyond the classroom and timetabled day	32	53	4	3	6	1
Q14	I have the opportunity to discuss my achievements out with school with an adult in school that knows me well	12	34	24	10	19	1
Q15	My school listens to my views	4	37	25	10	22	2
Q16	My school takes my views into account	3	28	25	11	32	1
Q17	My homework helps me to understand and improve my work in school	11	45	19	13	10	1
Q18	I was given good advice to make choices about taking the subjects that are right for me	8	37	17	9	27	2



		Percentage %				
		All of the time	Some of the time	Not very often	Don't know	Didn't answer
Q19	Staff help young people to be responsible for their own behaviour	16	54	21	8	2
Q20	I feel comfortable approaching staff with questions or suggestions	16	48	29	4	2
Q21	I am given the opportunity to influence what and how I learn	11	44	33	11	1
Q22	I enjoy learning at school	11	54	30	3	2
Q23	I feel that my work in school is hard enough	33	54	6	5	2
Q24	I know who to ask to get help if I find my work too hard	41	40	12	6	1
Q25	Staff help me to understand how I am progressing in my school work	18	49	26	5	2
Q26	The feedback I receive on my work helps me to improve my learning	21	50	20	7	2
Q27	I am encouraged by staff to do the best I can	29	48	18	3	1
Q28	I am happy with the quality of teaching in my school	16	55	22	7	1



		Percentage %					
		Strongly agree	Agree	Disagree	Strongly disagree	Never experienced	Didn't answer
Q29	My school deals well with any bullying	6	23	21	19	30	1



		Percentage %					
		Strongly agree	Agree	Disagree	Strongly disagree	Haven't moved	Didn't answer
Q30	I was well supported if I moved to a new school within the last year	7	11	3	3	74	2

