

Secondary Pupil Questionnaire Summary

Centre Name: Stewart's Melville College

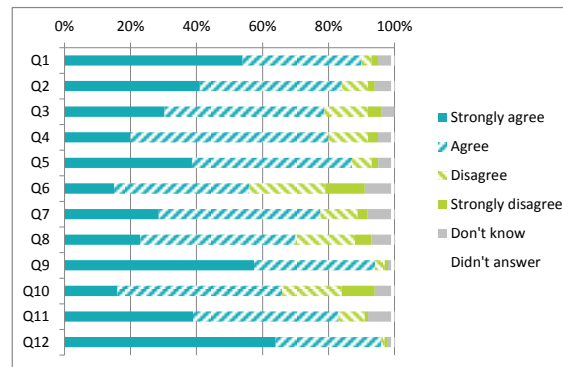
SEED Number: 5583438

Pupil numbers: Not available

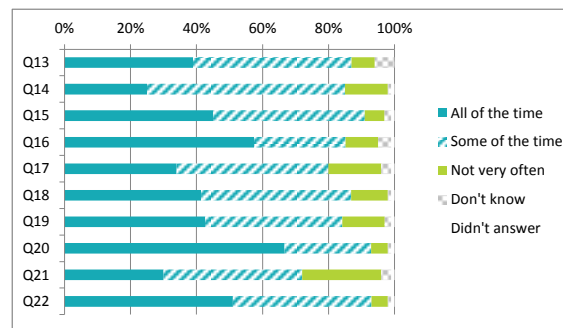
Number of responses : 640

Percentages are rounded and may not add up to 100%

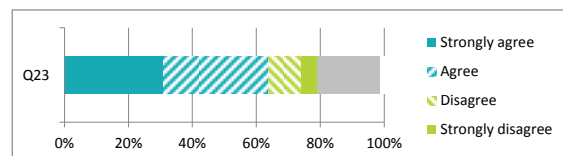
		Percentage %					
		Strongly agree	Agree	Disagree	Strongly disagree	Don't know	Didn't answer
Q1	I feel safe in my school	54	36	3	2	4	1
Q2	I have someone in my school I can speak to if I am upset or worried about something	41	43	8	2	5	1
Q3	Staff treat me fairly and with respect	30	48	13	4	4	0
Q4	Other pupils treat me fairly and with respect	20	60	12	3	4	1
Q5	My school helps me to understand and respect other people	39	49	6	2	4	1
Q6	My school listens to our views and takes them into account	15	41	23	12	8	1
Q7	My school is helping me to become confident	28	48	11	3	7	1
Q8	My school teaches me how to be healthy	23	47	18	5	6	1
Q9	There are lots of chances at my school for me to get regular exercise	58	37	3	1	1	1
Q10	My homework helps me to understand and improve my work in school	16	50	18	10	5	1
Q11	I was given good advice to make the right choices for my future	39	44	8	1	7	1
Q12	I have the opportunity to take part in school clubs	64	32	1	1	1	1



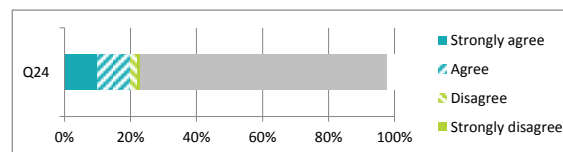
		Percentage %				
		All of the time	Some of the time	Not very often	Don't know	Didn't answer
Q13	Staff help pupils to be responsible for their own behaviour	39	48	7	6	0
Q14	I enjoy learning at school	25	60	13	1	1
Q15	I feel that my work in school is hard enough	45	46	6	2	1
Q16	I know who to ask to get help if I find my work too hard	58	28	10	4	1
Q17	Staff help me to understand how I am progressing	34	46	16	3	1
Q18	The feedback I receive on my work helps me to improve my learning	41	45	11	1	1
Q19	I feel comfortable approaching staff with questions or suggestions	43	42	13	2	1
Q20	I am encouraged by staff to do the best I can	66	26	5	1	1
Q21	I am given the opportunity to influence what and how I learn	30	42	24	3	1
Q22	I am happy with the quality of teaching in my school	51	42	5	1	1



		Percentage %					
		Strongly agree	Agree	Disagree	Strongly disagree	Never experienced	Didn't answer
Q23	My school deals well with any bullying	31	33	10	5	20	1



		Percentage %					
		Strongly agree	Agree	Disagree	Strongly disagree	Haven't moved	Didn't answer
Q24	I was well supported if I moved to a new school within the last year	10	10	2	1	75	2



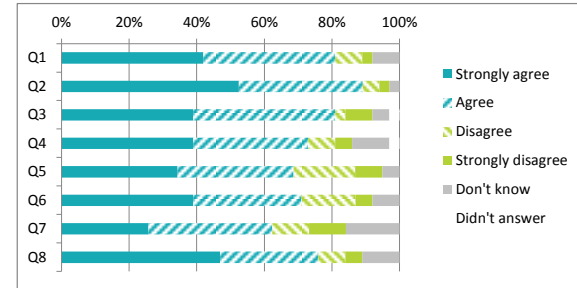
Secondary Boarder Questionnaire Summary

Centre Name: Stewart's Melville College
SEED Number: 5583438

Number of responses : 38

Percentages are rounded and may not add up to 100%

		Percentage %					
		Strongly agree	Agree	Disagree	Strongly disagree	Don't know	Didn't answer
Q1	I get on well with most of the other people in the school care accommodation	42	39	8	3	8	0
Q2	I feel safe and well cared for in the school care accommodation	53	37	5	3	3	0
Q3	I get help when I need it in the school care accommodation	39	42	3	8	5	3
Q4	My privacy is respected when washing, showering and changing	39	34	8	5	11	3
Q5	My personal belongings are safe in the school care accommodation	34	34	18	8	5	0
Q6	The baths, showers and toilets are kept clean	39	32	16	5	8	0
Q7	I have a say in how to make the school care accommodation experience better	26	37	11	11	16	0
Q8	I can make and receive phone calls from my family in private	47	29	8	5	11	0



Primary Parent Questionnaire Summary

Centre Name: Stewart's Melville College
SEED Number: 5583438

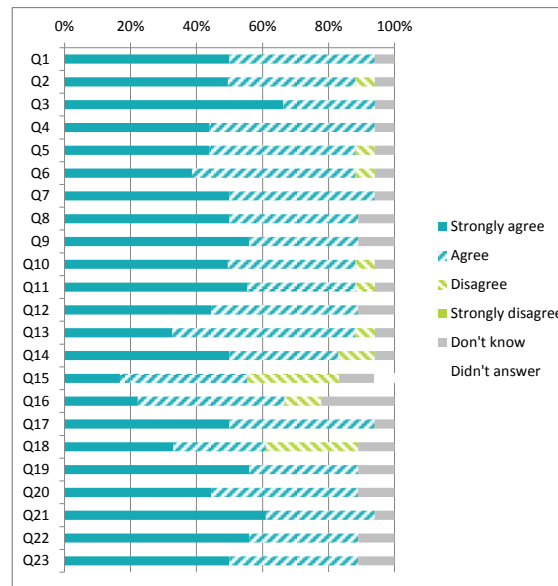
Number of responses : 18

Disclosure control has been applied to the data, this means a small number of responses have been changed to prevent individuals being identified.

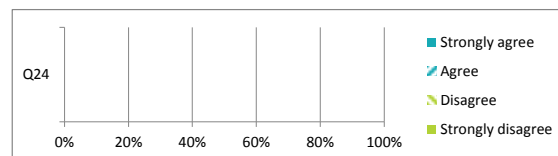
Where there were fewer than ten responses to a question (excluding those who didn't answer), the data has been suppressed ("x") in order to avoid identification of individuals.

Percentages are rounded and may not add up to 100%

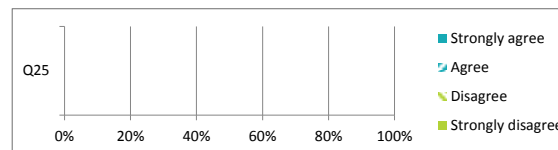
		Percentage %					
		Strongly agree	Agree	Disagree	Strongly disagree	Don't know	Didn't answer
Q1	My child likes being at this school	50	44	0	0	6	0
Q2	Staff treat my child fairly and with respect	50	39	6	0	6	0
Q3	I feel that my child is safe at the school	67	28	0	0	6	0
Q4	The school helps my child to feel confident	44	50	0	0	6	0
Q5	I feel staff really know my child as an individual	44	44	6	0	6	0
Q6	My child finds their learning activities hard enough	39	50	6	0	6	0
Q7	My child receives the help they need to do well	50	44	0	0	6	0
Q8	My child is encouraged to be healthy and take regular exercise	50	39	0	0	11	0
Q9	The school supports my child's emotional wellbeing	56	33	0	0	11	0
Q10	My child is making good progress at school	50	39	6	0	6	0
Q11	I receive helpful information about how my child is doing e.g. informal feedback, reports	56	33	6	0	6	0
Q12	The information I receive about how my child is doing reaches me at the right time	44	44	0	0	11	0
Q13	I understand how my child is assessed	33	56	6	0	6	0
Q14	The school gives me advice on how to support my child's learning at home	50	33	11	0	6	0
Q15	The school organises activities where my child and I can learn together	17	39	28	0	11	6
Q16	The school takes my views into account when making changes	22	44	11	0	22	0
Q17	I feel comfortable approaching the school with questions, suggestions and/or a problem	50	44	0	0	6	0
Q18	I feel encouraged to be involved in the work of parent groups/associations	33	28	28	0	11	0
Q19	I am satisfied with the quality of teaching in the school	56	33	0	0	11	0
Q20	The school is well-led and managed	44	44	0	0	11	0
Q21	The school encourages children to treat others with respect	61	33	0	0	6	0
Q22	I would recommend the school to other parents	56	33	0	0	11	0
Q23	Overall, I am satisfied with the school	50	39	0	0	11	0



		Percentage %					
		Strongly agree	Agree	Disagree	Strongly disagree	Never experienced	Didn't answer
Q24	The school deals well with any bullying	x	x	x	x	x	x



		Percentage %					
		Strongly agree	Agree	Disagree	Strongly disagree	Hasn't moved	Didn't answer
Q25	My child was well supported if they moved to a new school within the last year	x	x	x	x	x	x



Secondary Parent Questionnaire Summary

Centre Name:Stewart's Melville College

SEED Number: 5583438

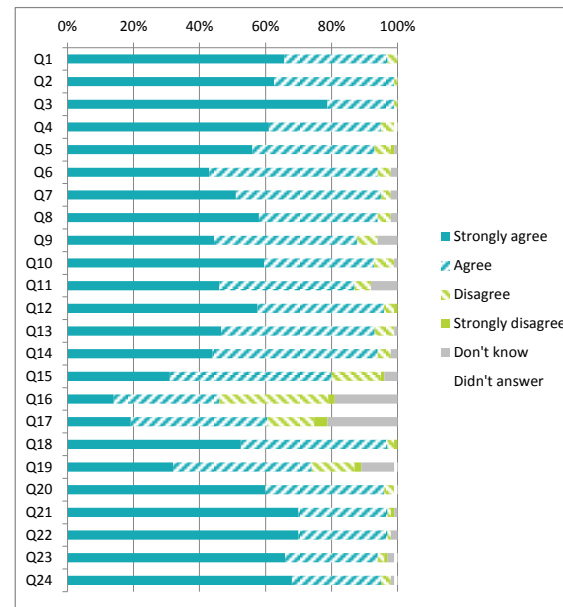
Pupil numbers: Not available

Number of responses : 227

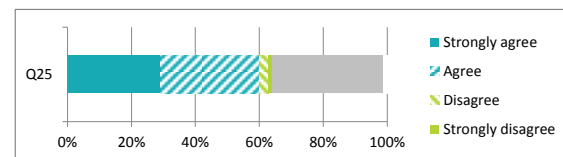
Where there were fewer than ten responses to a question (excluding those who didn't answer),the data has been suppressed ("x") in order to avoid identification of individuals.

Percentages are rounded and may not add up to 100%

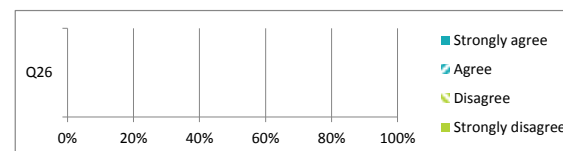
		Percentage %					
		Strongly agree	Agree	Disagree	Strongly disagree	Don't know	Didn't answer
Q1	My child likes being at this school	65	31	3	0	0	0
Q2	Staff treat my child fairly and with respect	62	36	1	0	0	0
Q3	I feel that my child is safe at the school	78	20	1	0	0	0
Q4	The school helps my child to feel confident	61	34	4	0	0	1
Q5	I feel staff really know my child as an individual	56	37	5	1	1	0
Q6	My child finds their learning activities hard enough	43	51	4	0	2	0
Q7	My child receives the help they need to do well	51	44	3	0	2	0
Q8	My child is encouraged to be healthy and take regular exercise	58	36	4	0	2	0
Q9	The school supports my child's emotional wellbeing	44	43	6	0	6	0
Q10	My child is making good progress at school	59	33	6	0	1	0
Q11	My child was well supported when they made choices for their future	46	41	5	0	8	0
Q12	I receive helpful information about how my child is doing e.g. informal feedback, reports	57	38	3	1	0	0
Q13	The information I receive about how my child is doing reaches me at the right time	47	47	6	0	1	0
Q14	I understand how my child is assessed	44	50	4	0	2	0
Q15	The school gives me advice on how to support my child's learning at home	31	49	15	1	4	0
Q16	The school organises activities where my child and I can learn together	14	32	33	2	19	0
Q17	The school takes my views into account when making changes	19	41	14	4	21	0
Q18	I feel comfortable approaching the school with questions, suggestions and/or a problem	52	44	2	1	0	0
Q19	I feel encouraged to be involved in the work of parent groups/associations	32	42	13	2	10	1
Q20	I am satisfied with the quality of teaching in the school	60	36	3	0	0	1
Q21	The school is well-led and managed	70	27	1	1	1	0
Q22	The school encourages children to treat others with respect	70	27	1	0	2	0
Q23	I would recommend the school to other parents	66	28	2	1	2	1
Q24	Overall, I am satisfied with the school	68	27	3	0	1	1



		Percentage %					
		Strongly agree	Agree	Disagree	Strongly disagree	Never experienced	Didn't answer
Q25	My child's school deals well with bullying	29	31	3	1	35	1



		Percentage %					
		Strongly agree	Agree	Disagree	Strongly disagree	Hasn't moved	Didn't answer
Q26	My child was well supported if they moved to a new school within the last year	x	x	x	x	x	x



Secondary Parent Boarder Questionnaire Summary

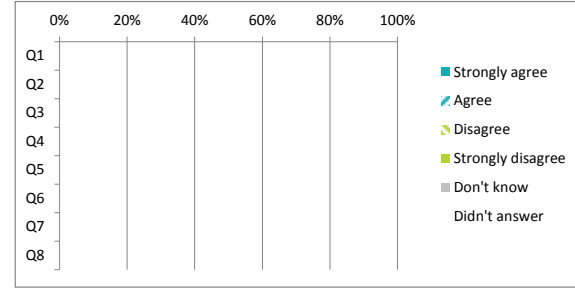
Centre Name: Stewart's Melville College
SEED Number: 5583438

Number of responses : 4

Where there were fewer than ten responses to a question (excluding those who didn't answer), the data has been suppressed ("x") in order to avoid identification of individuals.

Percentages are rounded and may not add up to 100%

		Percentage %					
		Strongly agree	Agree	Disagree	Strongly disagree	Don't know	Didn't answer
Q1	Staff alert me as soon as possible if they have any concerns about my child.	x	x	x	x	x	x
Q2	Staff consult me about important decisions to do with my child's welfare.	x	x	x	x	x	x
Q3	I feel comfortable approaching the school with questions, suggestions and/or a problem	x	x	x	x	x	x
Q4	Parents and carers are welcomed when they visit the school care accommodation.	x	x	x	x	x	x
Q5	I receive helpful information about how my child is settling in.	x	x	x	x	x	x
Q6	My child and I can contact each other in private.	x	x	x	x	x	x
Q7	I feel staff really know my child as an individual.	x	x	x	x	x	x
Q8	The school takes account of my views on the school care accommodation when making changes.	x	x	x	x	x	x



Early Years Parent Questionnaire Summary

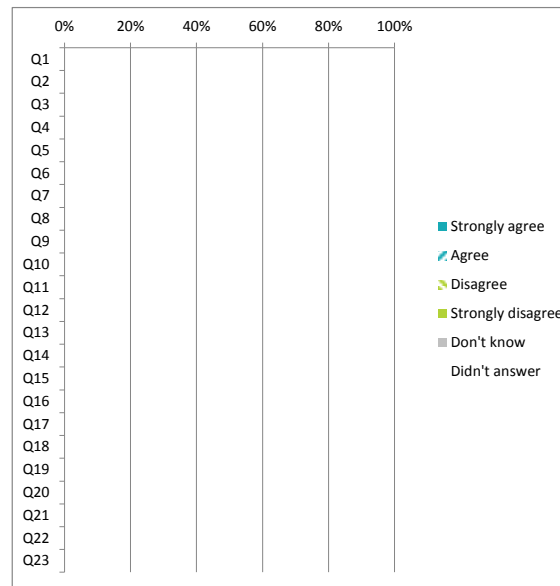
Centre Name: Stewart's Melville College
SEED Number: 5583438

Number of responses : 1

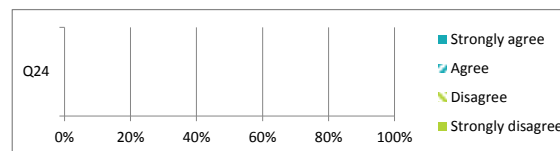
Where there were fewer than ten responses to a question (excluding those who didn't answer), the data has been suppressed ("x") in order to avoid identification of individuals.

Percentages are rounded and may not add up to 100%

		Percentage %					
		Strongly agree	Agree	Disagree	Strongly disagree	Don't know	Didn't answer
Q1	My child likes being at this setting	x	x	x	x	x	x
Q2	Staff treat my child fairly and with respect	x	x	x	x	x	x
Q3	I feel that my child is safe at the nursery/setting	x	x	x	x	x	x
Q4	My child's behaviour is managed effectively	x	x	x	x	x	x
Q5	The setting helps my child to feel confident	x	x	x	x	x	x
Q6	I feel staff really know my child as an individual	x	x	x	x	x	x
Q7	The learning experiences my child has at the setting are at the right level for them	x	x	x	x	x	x
Q8	My child's learning is well supported by the adults in the setting	x	x	x	x	x	x
Q9	My child is encouraged to be healthy and take regular exercise	x	x	x	x	x	x
Q10	The setting supports my child's emotional wellbeing	x	x	x	x	x	x
Q11	My child is making good progress at the setting	x	x	x	x	x	x
Q12	I receive helpful feedback about how my child is learning and developing e.g. informal feedback, reports, learning profiles	x	x	x	x	x	x
Q13	The information I receive about how my child is learning and developing reaches me at the right time	x	x	x	x	x	x
Q14	I understand how the setting monitors my child's progress with learning	x	x	x	x	x	x
Q15	The setting gives me ideas on how to support my child's learning at home	x	x	x	x	x	x
Q16	The setting organises activities where my child and I can learn together	x	x	x	x	x	x
Q17	The setting takes my views into account when making changes	x	x	x	x	x	x
Q18	I feel comfortable approaching the setting with questions, suggestions and/or a problem	x	x	x	x	x	x
Q19	I feel encouraged to be involved in the work of parent groups	x	x	x	x	x	x
Q20	The setting is well-led and managed	x	x	x	x	x	x
Q21	The setting encourages children to treat others kindly and with respect	x	x	x	x	x	x
Q22	I would recommend the setting to other parents	x	x	x	x	x	x
Q23	Overall, I am satisfied with the setting	x	x	x	x	x	x



		Percentage %					
		Strongly agree	Agree	Disagree	Strongly disagree	Hasn't moved	Didn't answer
Q24	My child was well supported if they started at the setting or moved to a new room or group within the last year	x	x	x	x	x	x



School Partner Questionnaire Summary

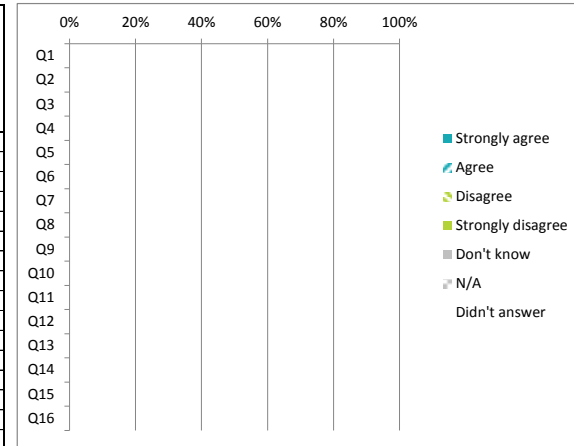
Centre Name: Stewart's Melville College
SEED Number: 5583438

Number of responses : 1

Where there were fewer than ten responses to a question (excluding those who didn't answer), the data has been suppressed ("x") in order to avoid identification of individuals.

Percentages are rounded and may not add up to 100%

		Percentage %						
		Strongly agree	Agree	Disagree	Strongly disagree	Don't know	N/A	Didn't answer
Q1	My service/organisation works in partnership with the school on a regular basis	x	x	x	x	x	x	x
Q2	We are aware of the school's procedures for reporting child protection concerns	x	x	x	x	x	x	x
Q3	My service/organisation has a clear understanding of the school's strategies for raising attainment for all	x	x	x	x	x	x	x
Q4	There are effective arrangements in place for jointly planning services with the school	x	x	x	x	x	x	x
Q5	There are effective arrangements to jointly deliver services with the school	x	x	x	x	x	x	x
Q6	My service/organisation is involved in the school's self-evaluation process	x	x	x	x	x	x	x
Q7	Roles and responsibilities are clearly defined within the partnership	x	x	x	x	x	x	x
Q8	Effective arrangements are in place to evaluate the impact of our partnership working	x	x	x	x	x	x	x
Q9	My service/organisation is kept up to date with changes in the school which may affect the services we deliver.	x	x	x	x	x	x	x
Q10	The school provides my service/organisation with relevant information about the needs of learners	x	x	x	x	x	x	x
Q11	Arrangements are in place to support my service/organisation to share relevant information about the progress of learners with the school	x	x	x	x	x	x	x
Q12	The school values the contribution made by my service/organisation	x	x	x	x	x	x	x
Q13	The school actively promotes my service/ organisation to potential users	x	x	x	x	x	x	x
Q14	There are opportunities to network, share practice and participate in joint training and development	x	x	x	x	x	x	x
Q15	My service/organisation has a clear understanding of the social, cultural and economic context of the school	x	x	x	x	x	x	x
Q16	Overall, partnership working with the school works well	x	x	x	x	x	x	x



Teaching and Pupil Support Questionnaire Summary

Centre Name: Stewart's Melville College

SEED Number: 5583438

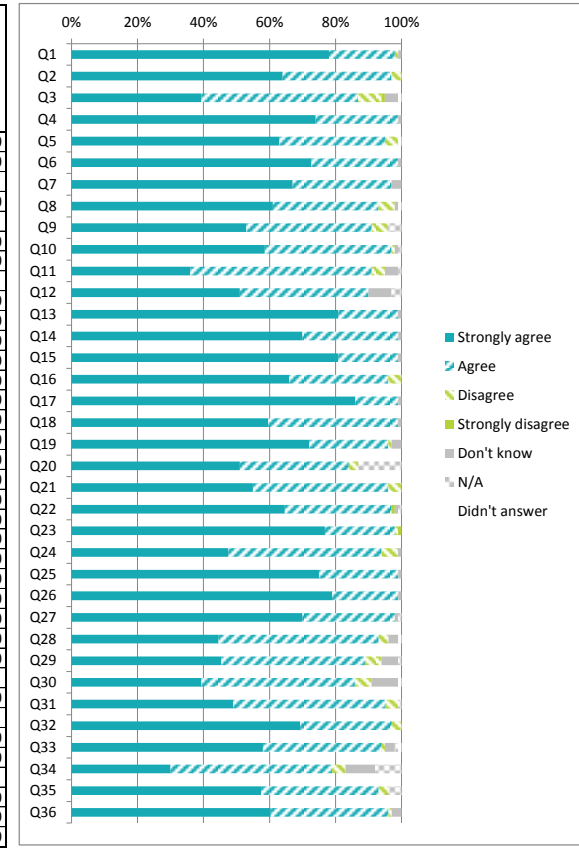
Teacher numbers (FTE): Not available

Number of responses : 76

Disclosure control has been applied to the data, this means a small number of responses have been changed to prevent individuals being identified.

Percentages are rounded and may not add up to 100%

		Percentage %						
		Strongly agree	Agree	Disagree	Strongly disagree	Don't know	N/A	Didn't answer
Q1	I find it rewarding to be a member of staff at this school	78	20	1	0	1	0	0
Q2	I feel a valued part of the school community	64	33	3	0	0	0	0
Q3	I am encouraged to learn and share practice with colleagues from other schools	39	47	7	1	4	0	1
Q4	I have a clear understanding of the social, cultural and economic context of the school	74	25	0	0	1	0	0
Q5	I feel appropriately supported by the school to undertake my role	63	32	4	0	0	0	1
Q6	I am supported to engage in professional learning	72	26	0	0	1	0	0
Q7	My professional learning enables me to reflect on and improve my practice	67	30	0	0	3	0	0
Q8	I have regular opportunities to undertake leadership roles	61	32	5	0	1	0	1
Q9	I have opportunities to be involved in agreeing priorities for the school	53	38	5	0	0	4	0
Q10	I am actively involved in the school's on-going self-evaluation	58	38	1	0	1	1	0
Q11	GTCS standards are used to support professional dialogue	36	55	4	0	4	1	0
Q12	I use information and data effectively to identify and reduce inequalities in children and young people's outcomes	51	39	0	0	7	3	0
Q13	I understand how to apply the school's procedures relating to child protection and safeguarding	80	18	0	0	1	0	0
Q14	The school's vision and values underpins my work	70	29	0	0	1	0	0
Q15	Staff treat all children and young people fairly and with respect	80	18	0	0	1	0	0
Q16	Colleagues treat each other with respect	66	30	4	0	0	0	0
Q17	Children and young people are encouraged and supported to treat others with respect	86	13	0	0	1	0	0
Q18	Children and young people are well behaved	59	39	0	0	1	0	0
Q19	The school deals effectively with bullying	72	24	1	0	3	0	0
Q20	I am provided with feedback when I report a bullying incident	51	33	3	0	0	13	0
Q21	Staff at all levels within the school communicate effectively with each other	55	41	4	0	0	0	0
Q22	The school's arrangements for engaging parents in their children's learning are effective	64	32	0	1	1	1	0
Q23	The school is well-led and managed	76	21	1	1	0	0	0
Q24	Collaborative working across the school is effective in taking forward improvement	47	46	5	0	1	0	0
Q25	Children and young people are engaged in their learning	75	24	0	0	1	0	0
Q26	I give children and young people regular feedback which helps them to progress	79	20	0	0	1	0	0
Q27	Children and young people are provided with experiences which meet their learning needs	70	28	0	0	1	1	0
Q28	Children and young people are involved in talking about and planning their learning	45	49	3	0	3	0	1
Q29	Children and young people are involved in setting their learning targets	45	43	5	0	5	1	0
Q30	Children and young people have the opportunity to lead their learning	39	46	5	0	8	0	1
Q31	I receive appropriate support for planning, preparation and assessment	49	46	4	0	0	1	0
Q32	The school has effective strategies for supporting children and young people with their learning, including those requiring additional support	70	28	3	0	0	0	0
Q33	Staff have a shared understanding of their 'responsibility for all' in literacy, numeracy and health and wellbeing	58	36	1	0	3	1	1
Q34	I feel supported by a range of moderation activities which enable me to engage effectively with literacy and numeracy	30	49	4	0	9	8	0
Q35	I have regular opportunities to help shape the curriculum through discussions with colleagues and partners	58	36	3	0	0	4	0
Q36	I am aware of the school's strategies for raising attainment for all	61	36	1	0	3	0	0



Teaching and Pupil Support Boarder Questionnaire Summary

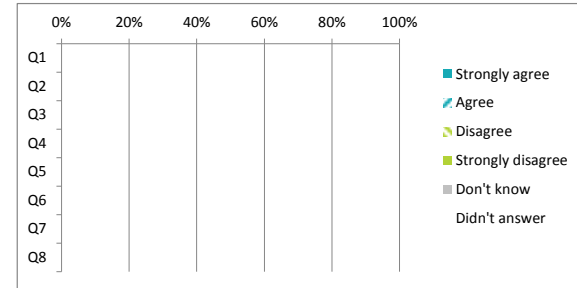
Centre Name: Stewart's Melville College
SEED Number: 5583438

Number of responses : 7

Where there were fewer than ten responses to a question (excluding those who didn't answer), the data has been suppressed ("x") in order to avoid identification of individuals.

Percentages are rounded and may not add up to 100%

		Percentage %					
		Strongly agree	Agree	Disagree	Strongly disagree	Don't know	Didn't answer
Q1	Health and safety procedures are always followed in the school care accommodation and in its grounds.	x	x	x	x	x	x
Q2	There is an appropriate range of well-organised leisure activities.	x	x	x	x	x	x
Q3	Staff respect children and young people's rights to privacy (for example, when in bathrooms and when they are changing).	x	x	x	x	x	x
Q4	Children and young people are well behaved.	x	x	x	x	x	x
Q5	Staff deal with children and young people's worries and complaints effectively.	x	x	x	x	x	x
Q6	I am actively involved in setting priorities to improve the school care accommodation.	x	x	x	x	x	x
Q7	Procedures for handling medications are always followed.	x	x	x	x	x	x
Q8	Staff have constructive relationships with parents and carers of school care accommodation children and young people.	x	x	x	x	x	x



School Support Questionnaire Summary

Centre Name: Stewart's Melville College
SEED Number: 5583438

Number of responses : 24

Disclosure control has been applied to the data, this means a small number of responses have been changed to prevent individuals being identified.

Percentages are rounded and may not add up to 100%

		Percentage %						
Q#	Statement	Strongly agree	Agree	Disagree	Strongly disagree	Don't know	N/A	Didn't answer
Q1	I find it rewarding to be a member of staff at this school	42	50	4	0	4	0	0
Q2	I feel a valued part of the school community	33	54	13	0	0	0	0
Q3	I am encouraged to learn and share practice with colleagues from other schools	8	58	21	0	8	4	0
Q4	I have a clear understanding of the social, cultural and economic context of the school	50	46	0	0	4	0	0
Q5	I feel appropriately supported by the school to undertake my role.	42	50	4	0	4	0	0
Q6	I have regular opportunities to undertake leadership roles	17	17	29	4	8	25	0
Q7	My professional learning enables me to reflect on and improve my practice	17	54	8	0	0	21	0
Q8	I am supported to engage in professional learning	25	50	8	0	8	8	0
Q9	I have opportunities to be involved in agreeing priorities for the school	0	25	29	4	8	33	0
Q10	I am actively involved in the school's on-going self-evaluation	17	21	13	0	25	25	0
Q11	I understand how to apply the school's procedures relating to child protection and safeguarding	50	46	0	0	4	0	0
Q12	The school's vision and values underpins my work	33	54	4	0	4	4	0
Q13	Staff treat all children and young people fairly and with respect	54	38	0	0	8	0	0
Q14	Colleagues treat each other with respect	33	58	4	0	4	0	0
Q15	Children and young people are encouraged and supported to treat others with respect	50	46	0	0	4	0	0
Q16	Children and young people are well behaved	33	63	0	0	4	0	0
Q17	The school deals effectively with bullying	42	42	0	0	17	0	0
Q18	I am provided with feedback when I report a bullying incident	4	29	8	0	13	46	0
Q19	Collaborative working across the school is effective in taking forward improvement	25	54	0	0	17	4	0
Q20	Staff at all levels within the school communicate effectively with each other	21	67	4	0	8	0	0
Q21	The school is well-led and managed	38	46	0	0	8	0	8

