

St Andrew's and St Bride's High School

Pre-inspection questionnaire summary report

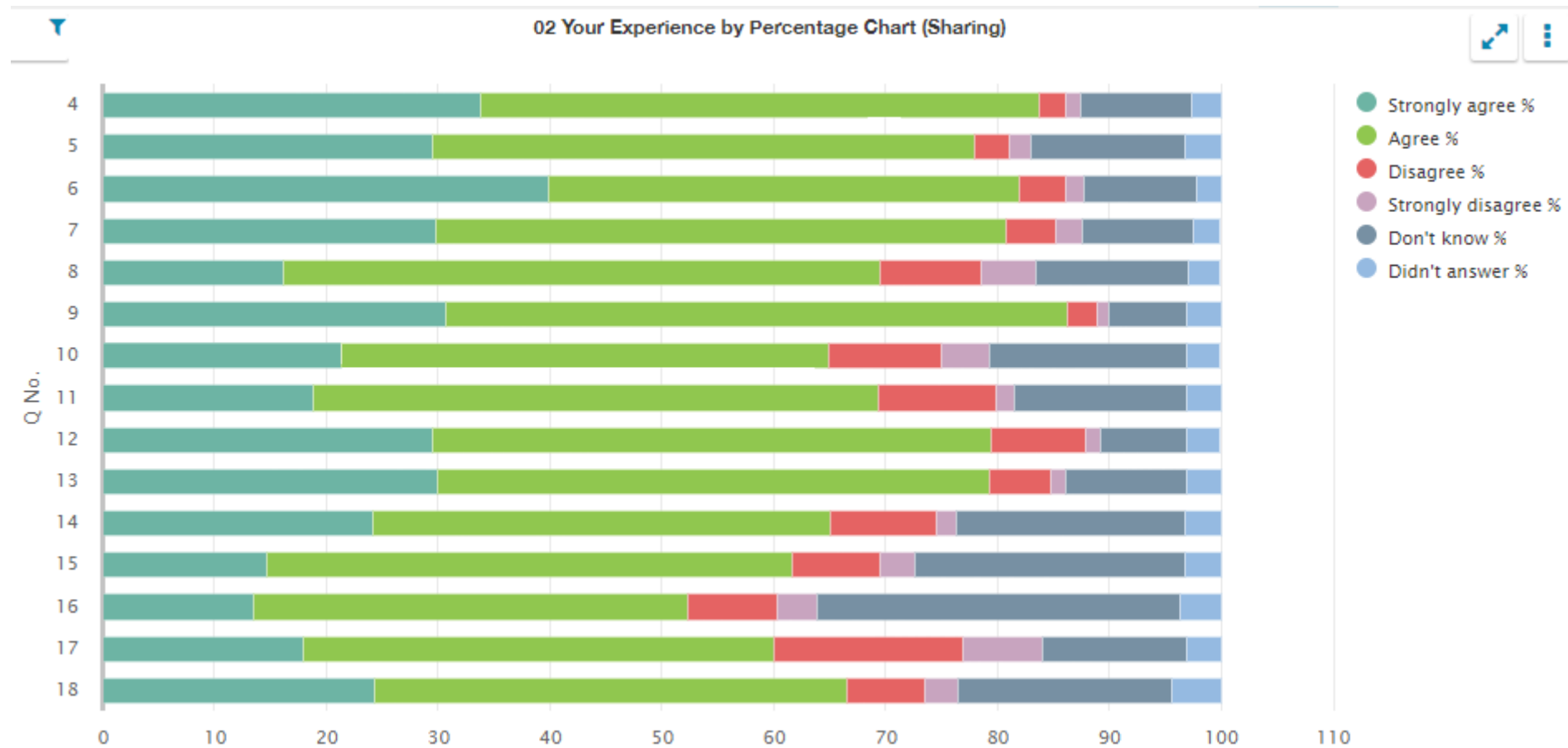
Inspection week: 27 January 2025

Questionnaire for young people in secondary stages (02)

02 Your experience by percentage (sharing)

Q No.	Question	Response Count	Strongly agree %	Agree %	Disagree %	Strongly disagree %	Don't know %	Didn't answer %
4	I feel safe when I am at school.	1196	33.78	49.92	2.42	1.42	9.87	2.59
5	My school helps me to feel safe.	1196	29.52	48.41	3.18	1.92	13.80	3.18
6	I have someone in my school I can speak to if I am upset or worried about something.	1196	39.88	42.06	4.18	1.59	10.12	2.17
7	Staff treat me fairly and with respect.	1196	29.77	51.00	4.43	2.42	9.95	2.42
8	Other young people treat me fairly and with respect.	1196	16.22	53.26	9.11	4.85	13.71	2.84
9	My school helps me to understand and respect other people.	1196	30.69	55.60	2.59	1.09	6.94	3.09
10	My school is helping me to become confident.	1196	21.32	43.56	10.12	4.26	17.64	3.09
11	My school teaches me how to lead a healthy lifestyle.	1196	18.81	50.50	10.62	1.59	15.47	3.01
12	There are lots of chances at my school for me to get regular exercise.	1196	29.43	50.08	8.36	1.34	7.69	3.09
13	My school offers me the opportunity to take part in activities in school beyond the classroom and timetabled day.	1196	30.02	49.25	5.60	1.25	10.79	3.09
14	I have the opportunity to discuss my achievements outwith school with an adult in school who knows me well.	1196	24.16	40.97	9.45	1.84	20.32	3.26
15	My school listens to my views.	1196	14.63	46.99	7.86	3.09	24.25	3.18
16	My school takes my views into account.	1196	13.55	38.71	8.11	3.51	32.44	3.68
17	My homework helps me to understand and improve my work in school.	1196	17.98	42.06	16.97	7.11	12.79	3.09
18	I was given good advice to make choices about taking the subjects that are right for me.	1196	24.25	42.31	7.02	2.93	19.06	4.43

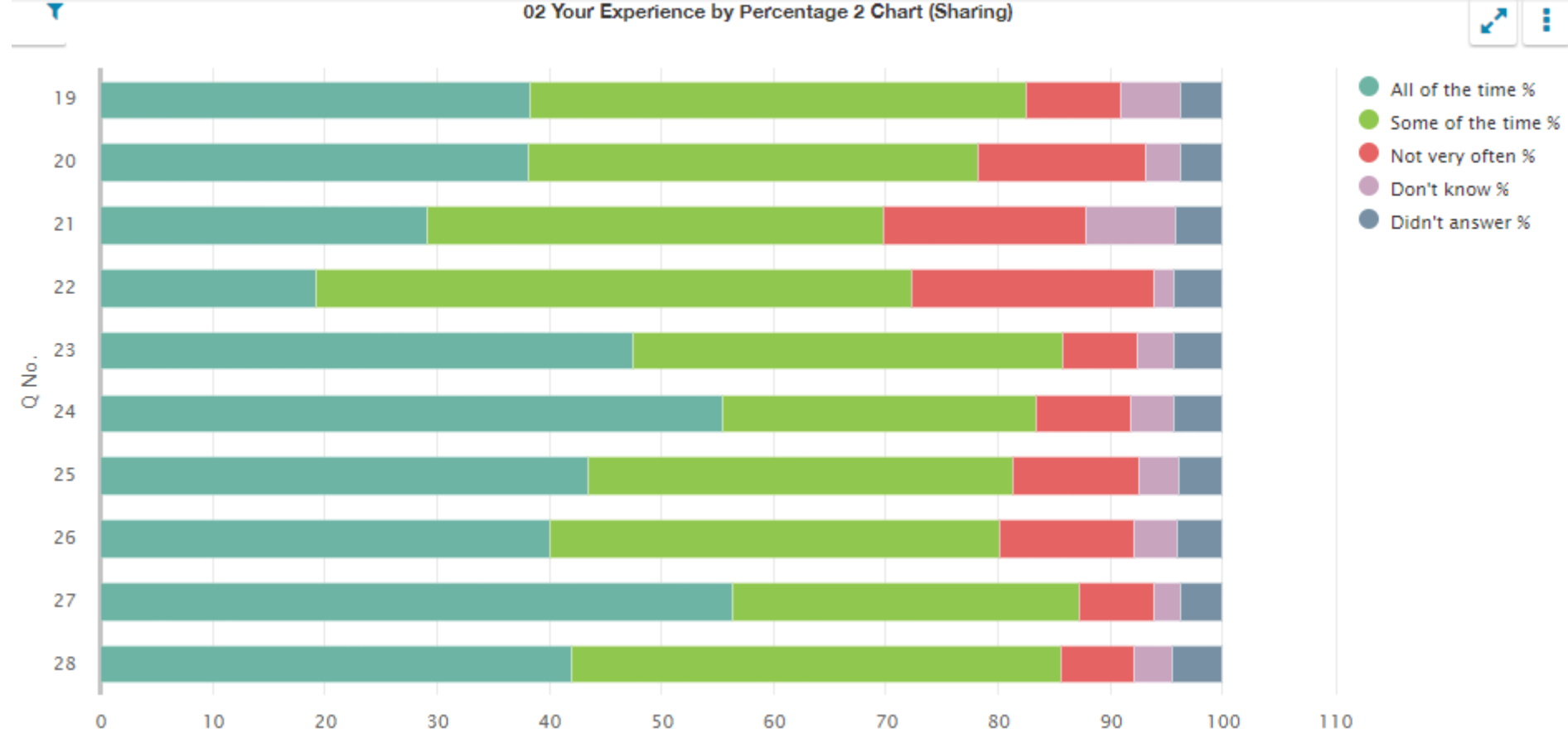
02 Your experience by percentage chart (sharing)



02 Your experience by percentage 2 (sharing)

Q No.	Question	Response Count	All of the time %	Some of the time %	Not very often %	Don't know %	Didn't answer %
19	Staff help young people to be responsible for their own behaviour.	1196	38.29	44.15	8.44	5.43	3.68
20	I feel comfortable approaching staff with questions or suggestions.	1196	38.13	40.13	14.88	3.18	3.68
21	I am given the opportunity to influence what and how I learn.	1196	29.10	40.72	17.98	7.94	4.26
22	I enjoy learning at school.	1196	19.15	53.09	21.66	1.76	4.35
23	I feel that my work in school is hard enough.	1196	47.49	38.29	6.61	3.26	4.35
24	I know who to ask to get help if I find my work too hard.	1196	55.43	28.01	8.36	3.85	4.35
25	Staff help me to understand how I am progressing in my school work.	1196	43.48	37.88	11.12	3.60	3.93
26	The feedback I receive on my work helps me to improve my learning.	1196	40.05	40.05	12.04	3.76	4.10
27	I am encouraged by staff to do the best I can.	1196	56.27	31.02	6.61	2.42	3.68
28	I am happy with the quality of teaching in my school.	1196	42.06	43.56	6.44	3.51	4.43

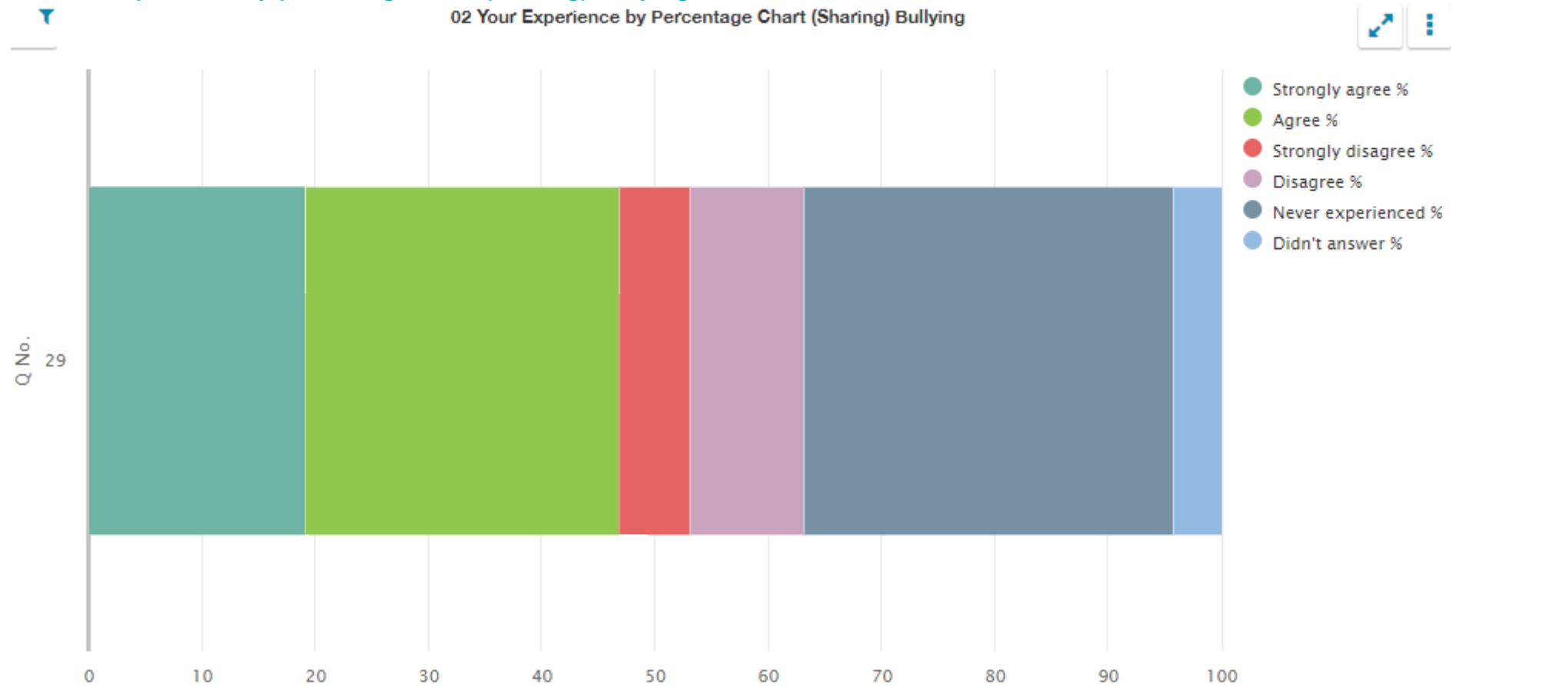
02 Your experience by percentage 2 chart (sharing)



02 Your experience by percentage (sharing) bullying

Q No.	Question	Response Count	Strongly agree %	Agree %	Disagree %	Strongly disagree %	Never experienced %	Didn't answer %
29	My school deals well with any bullying.	1196	19.15	27.76	10.03	6.27	32.61	4.18

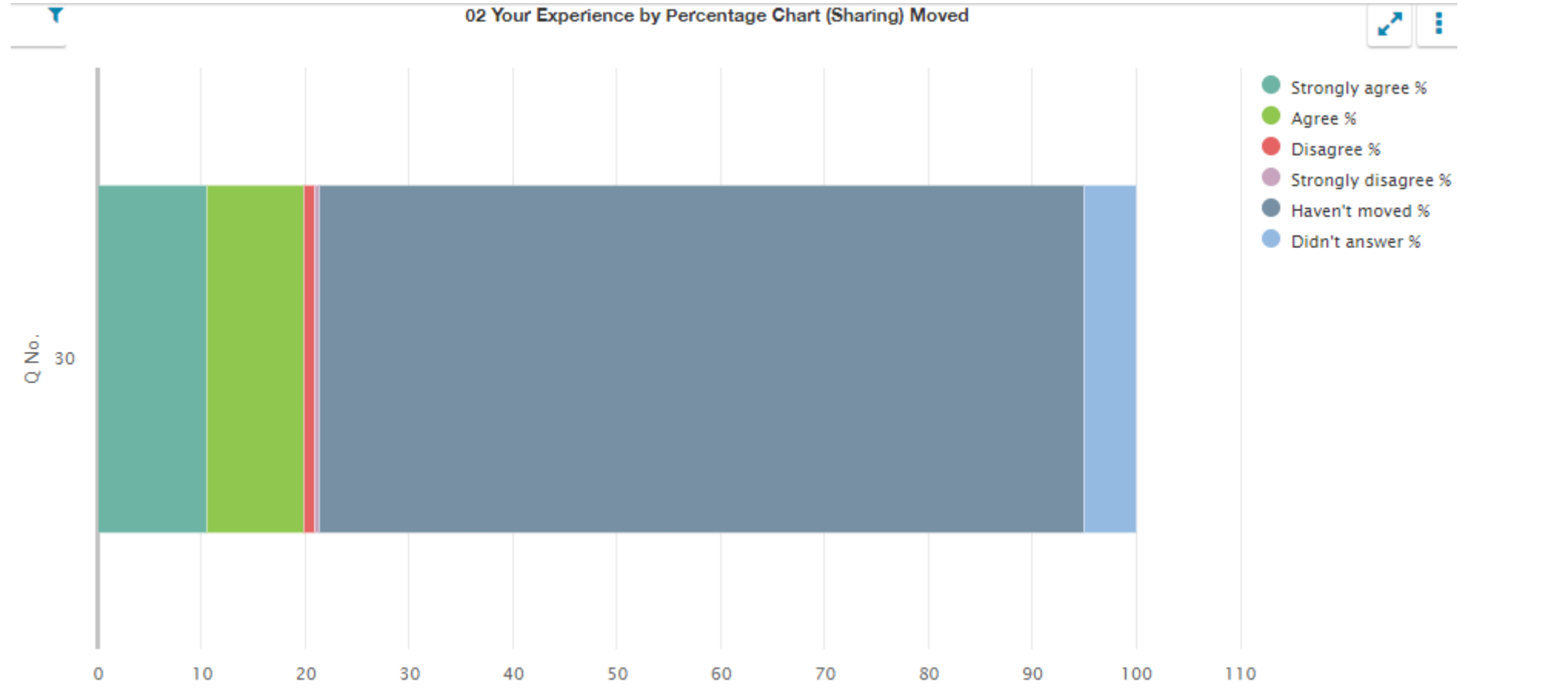
02 Your experience by percentage chart (sharing) bullying



02 Your experience by percentage (sharing) moved

Q No.	Question	Response Count	Strongly agree %	Agree %	Disagree %	Strongly disagree %	Haven't moved %	Didn't answer %
30	I was well supported if I moved to a new school within the last year.	1196	10.54	9.28	1.09	0.50	73.58	5.02

02 Your experience by percentage chart (sharing) moved



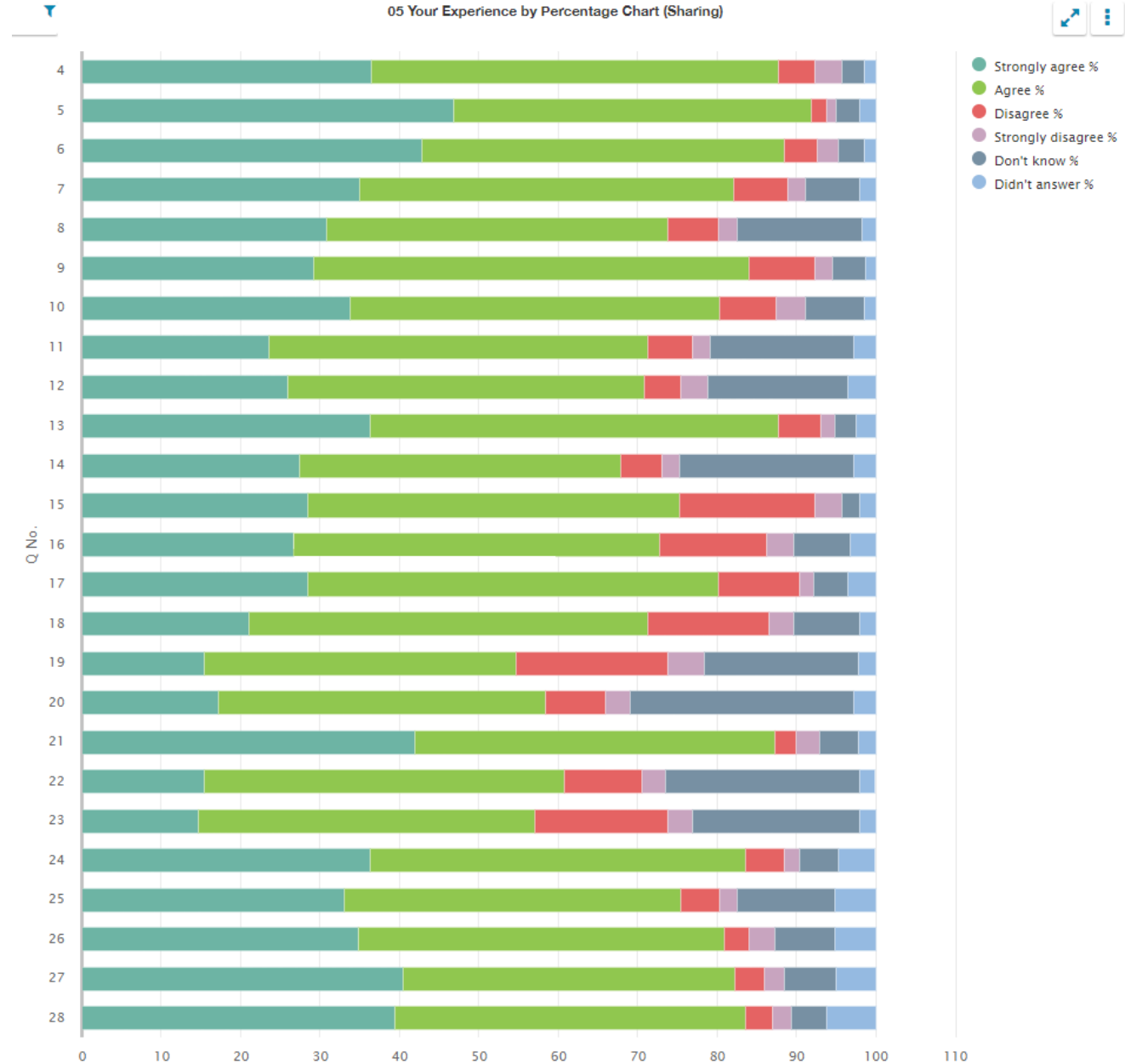
Questionnaire for parents/carers of children in secondary stages (05)

05 Your experience by percentage (sharing)

Q No.	Question	Response Count	Strongly agree %	Agree %	Disagree %	Strongly disagree %	Don't know %	Didn't answer %
4	My child likes being at this school.	408	36.52	51.23	4.66	3.43	2.70	1.47
5	Staff treat my child fairly and with respect.	408	46.81	45.10	1.96	1.23	2.94	1.96
6	I feel that my child is safe at the school.	408	42.89	45.59	4.17	2.70	3.19	1.47
7	The school helps my child to feel confident.	408	35.05	47.06	6.86	2.21	6.86	1.96
8	I feel staff really know my child as an individual.	408	30.88	42.89	6.37	2.45	15.69	1.72
9	My child finds their learning activities hard enough.	408	29.17	54.90	8.33	2.21	4.17	1.23
10	My child receives the help he/she needs to do well.	408	33.82	46.57	7.11	3.68	7.35	1.47
11	My child is encouraged by the school to be healthy and take regular exercise.	408	23.53	47.79	5.64	2.21	18.14	2.70
12	The school supports my child's emotional wellbeing.	408	25.98	44.85	4.66	3.43	17.65	3.43
13	My child is making good progress at the school.	408	36.27	51.47	5.39	1.72	2.70	2.45
14	My child was well supported to make choices about taking the subjects that are right for them.	408	27.45	40.44	5.15	2.21	22.06	2.70
15	I receive helpful, regular feedback about how my child is learning and developing e.g. informal feedback, reports and learning profiles.	408	28.43	46.81	17.16	3.43	2.21	1.96
16	The information I receive about how my child is doing reaches me at the right time.	408	26.72	46.08	13.48	3.43	7.11	3.19
17	I understand how my child's progress is assessed.	408	28.43	51.72	10.29	1.72	4.41	3.43
18	The school gives me advice on how to support my child's learning at home.	408	21.08	50.25	15.20	3.19	8.33	1.96
19	The school organises activities where my child and I can learn together.	408	15.44	39.22	19.12	4.66	19.36	2.21
20	The school takes my views into account when making changes.	408	17.16	41.18	7.60	3.19	28.19	2.70
21	I feel comfortable approaching the school with questions, suggestions and/or a problem.	408	41.91	45.34	2.70	2.94	4.90	2.21

Q No.	Question (cont.)	Response Count	Strongly agree %	Agree %	Disagree %	Strongly disagree %	Don't know %	Didn't answer %
22	I feel encouraged to be involved in the work of the Parent Council and/or parent association.	408	15.44	45.34	9.80	2.94	24.51	1.96
23	I am kept informed about the work of the Parent Council and/or parent association.	408	14.71	42.40	16.67	3.19	21.08	1.96
24	I am satisfied with the quality of teaching in the school.	408	36.27	47.30	4.90	1.96	4.90	4.66
25	The school is well led and managed.	408	33.09	42.40	4.90	2.21	12.25	5.15
26	The school encourages young people to treat others with respect.	408	34.80	46.08	3.19	3.19	7.60	5.15
27	I would recommend the school to other parents.	408	40.44	41.91	3.68	2.45	6.62	4.90
28	Overall, I am satisfied with the school.	408	39.46	44.12	3.43	2.45	4.41	6.13

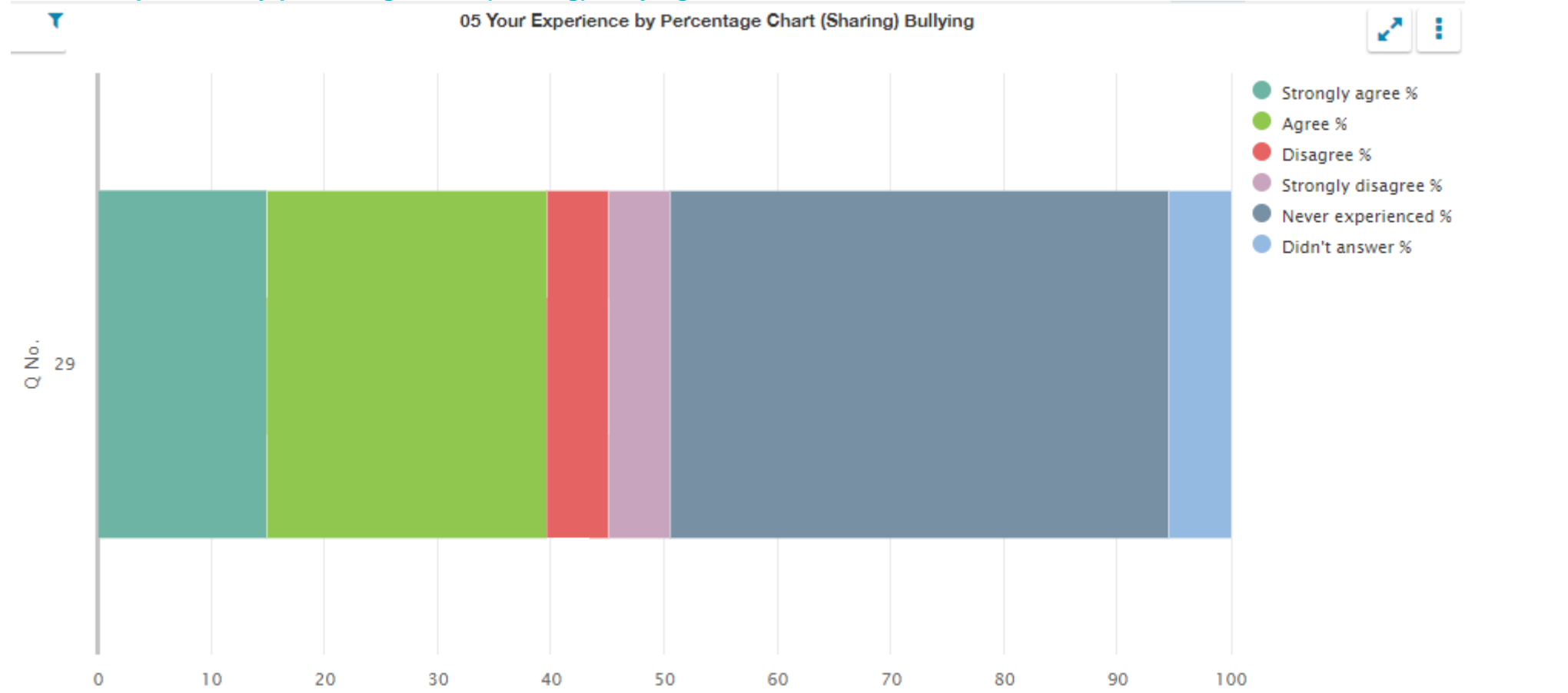
05 Your experience by percentage chart (sharing)



05 Your experience by percentage (sharing) bullying

Q No.	Question	Response Count	Strongly agree %	Agree %	Disagree %	Strongly disagree %	Never experienced %	Didn't answer %
29	My child's school deals well with any bullying.	408	14.95	24.75	5.39	5.39	44.12	5.39

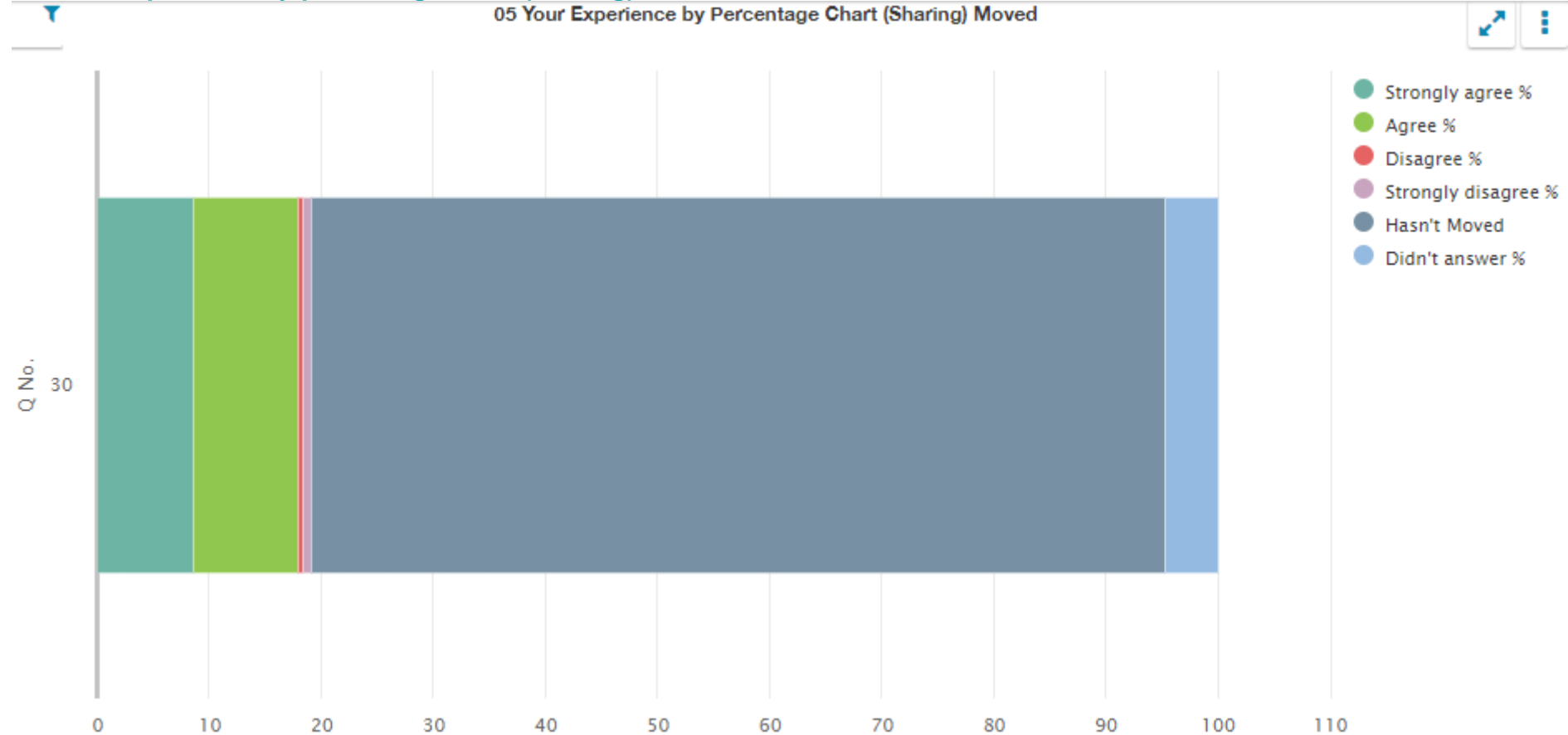
05 Your experience by percentage chart (sharing) bullying



05 Your experience by percentage (sharing) moved

Q No.	Question	Response Count	Strongly agree %	Agree %	Disagree %	Strongly disagree %	Hasn't Moved	Didn't answer %
30	My child was well supported if they moved to a new school within the last year.	408	8.58	9.31	0.49	0.74	76.23	4.66

05 Your experience by percentage chart (sharing) moved



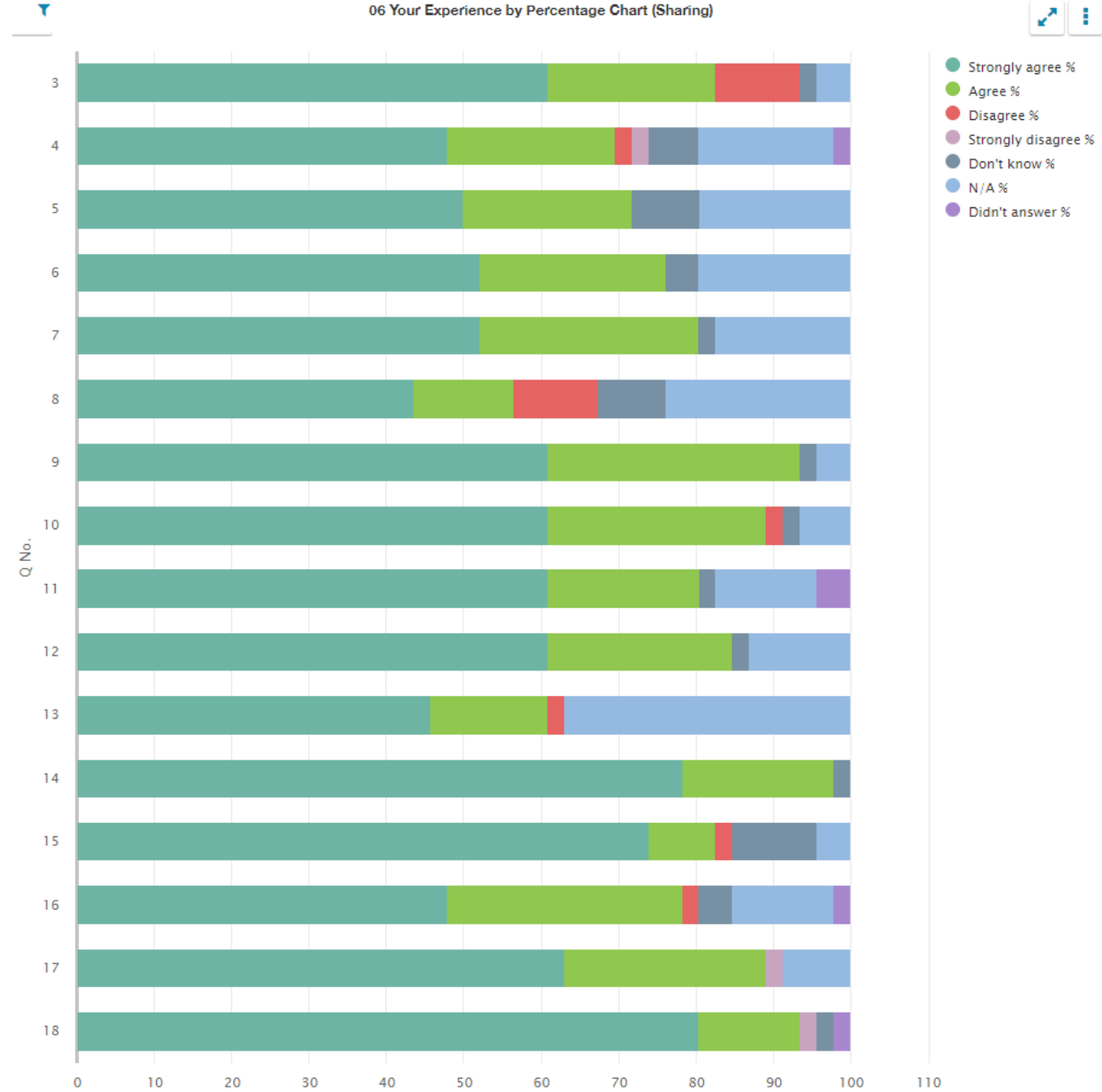
Questionnaire for partners with the school (06)

06 Your experience by percentage (sharing)

Q No.	Question	Response Count	Strongly agree %	Agree %	Disagree %	Strongly disagree %	Don't know %	N/A %	Didn't answer %
3	My service/organisation works in partnership with the school on a regular basis.	46	60.87	21.74	10.87	0.00	2.17	4.35	0.00
4	We are aware of the school's procedures for reporting child protection and safeguarding concerns.	46	47.83	21.74	2.17	2.17	6.52	17.39	2.17
5	My service/organisation has a clear understanding of the school's strategies for raising attainment for all.	46	50.00	21.74	0.00	0.00	8.70	19.57	0.00
6	There are effective arrangements in place for jointly planning provision with the school.	46	52.17	23.91	0.00	0.00	4.35	19.57	0.00
7	There are effective arrangements for jointly delivering provision with the school.	46	52.17	28.26	0.00	0.00	2.17	17.39	0.00
8	My service/organisation is involved in the school's self-evaluation of our joint work.	46	43.48	13.04	10.87	0.00	8.70	23.91	0.00
9	Roles and responsibilities are clearly defined within the partnership.	46	60.87	32.61	0.00	0.00	2.17	4.35	0.00
10	Effective arrangements are in place to evaluate the impact of our partnership working.	46	60.87	28.26	2.17	0.00	2.17	6.52	0.00
11	My service/organisation is kept up to date with changes in the school which may affect the services we deliver.	46	60.87	19.57	0.00	0.00	2.17	13.04	4.35
12	The school provides my service/organisation with relevant information about the needs of children and young people.	46	60.87	23.91	0.00	0.00	2.17	13.04	0.00
13	Arrangements are in place to support my service/organisation to share relevant information about the progress of children and young people with the school.	46	45.65	15.22	2.17	0.00	0.00	36.96	0.00
14	The school values the contribution made by my service/organisation.	46	78.26	19.57	0.00	0.00	2.17	0.00	0.00
15	The school actively promotes my service/organisation to potential users, as appropriate.	46	73.91	8.70	2.17	0.00	10.87	4.35	0.00

Q No.	Question (cont.)	Response Count	Strongly agree %	Agree %	Disagree %	Strongly disagree %	Don't know %	N/A %	Didn't answer %
16	There are opportunities to network, share practice and participate in joint training and development with the school.	46	47.83	30.43	2.17	0.00	4.35	13.04	2.17
17	My service/organisation has a clear understanding of the social, cultural and economic context of the school.	46	63.04	26.09	0.00	2.17	0.00	8.70	0.00
18	Overall, partnership working with the school works well.	46	80.43	13.04	0.00	2.17	2.17	0.00	2.17

06 Your experience by percentage chart (sharing)



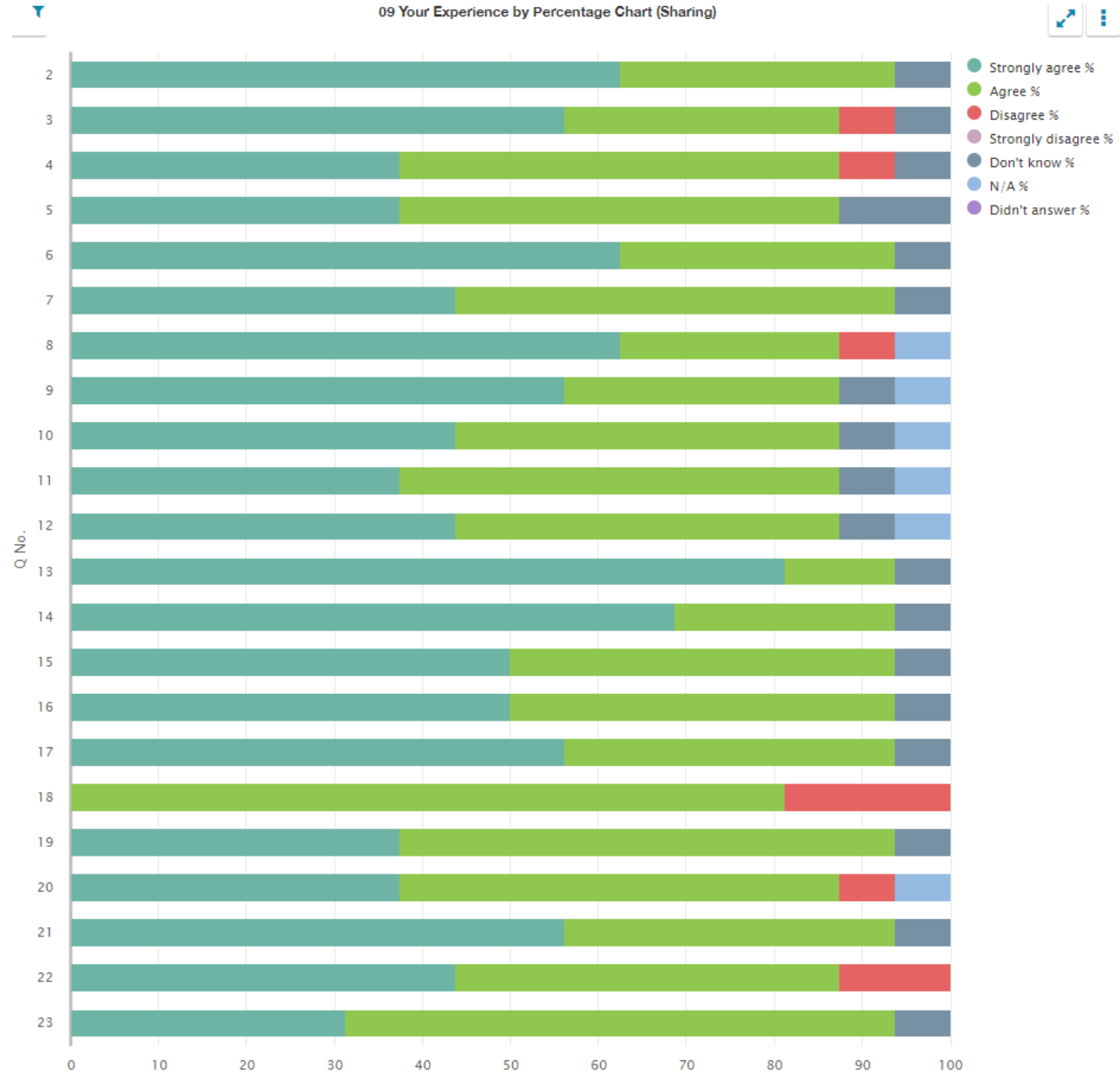
Questionnaire for school support staff (09)

09 Your experience by percentage (sharing)

Q No.	Question	Response Count	Strongly agree %	Agree %	Disagree %	Strongly disagree %	Don't know %	N/A %	Didn't answer %
2	I find it rewarding to be a member of staff at this school.	16	62.50	31.25	0.00	0.00	6.25	0.00	0.00
3	I feel a valued part of the school's community.	16	56.25	31.25	6.25	0.00	6.25	0.00	0.00
4	I am encouraged to learn and share practice with colleagues from other schools.	16	37.50	50.00	6.25	0.00	6.25	0.00	0.00
5	I am given the opportunity to learn and share practice with colleagues from other schools.	16	37.50	50.00	0.00	0.00	12.50	0.00	0.00
6	I have a clear understanding of the social, cultural and economic context of the school.	16	62.50	31.25	0.00	0.00	6.25	0.00	0.00
7	I feel appropriately supported by the school to undertake my role.	16	43.75	50.00	0.00	0.00	6.25	0.00	0.00
8	I am supported to take part in development opportunities.	16	62.50	25.00	6.25	0.00	0.00	6.25	0.00
9	My professional learning enables me to reflect on and improve my practice.	16	56.25	31.25	0.00	0.00	6.25	6.25	0.00
10	I have regular opportunities to undertake leadership roles.	16	43.75	43.75	0.00	0.00	6.25	6.25	0.00
11	I have opportunities to be involved in agreeing priorities for the school.	16	37.50	50.00	0.00	0.00	6.25	6.25	0.00
12	I am actively involved in the school's ongoing self-evaluation.	16	43.75	43.75	0.00	0.00	6.25	6.25	0.00
13	I understand how to apply the school's procedures relating to child protection and safeguarding.	16	81.25	12.50	0.00	0.00	6.25	0.00	0.00
14	The school's vision and values underpins my work.	16	68.75	25.00	0.00	0.00	6.25	0.00	0.00
15	Staff treat all children and young people fairly and with respect.	16	50.00	43.75	0.00	0.00	6.25	0.00	0.00
16	Colleagues treat each other with respect.	16	50.00	43.75	0.00	0.00	6.25	0.00	0.00
17	Children and young people are encouraged and supported to treat others with respect.	16	56.25	37.50	0.00	0.00	6.25	0.00	0.00
18	Children and young people are well behaved.	16	0.00	81.25	18.75	0.00	0.00	0.00	0.00

Q No.	Question (cont.)	Response Count	Strongly agree %	Agree %	Disagree %	Strongly disagree %	Don't know %	N/A %	Didn't answer %
19	The school deals effectively with any bullying.	16	37.50	56.25	0.00	0.00	6.25	0.00	0.00
20	I am provided with feedback when I report an incident.	16	37.50	50.00	6.25	0.00	0.00	6.25	0.00
21	Collaborative working across the school is effective in taking forward improvement.	16	56.25	37.50	0.00	0.00	6.25	0.00	0.00
22	Staff at all levels within the school communicate effectively with each other.	16	43.75	43.75	12.50	0.00	0.00	0.00	0.00
23	The school is well led and managed.	16	31.25	62.50	0.00	0.00	6.25	0.00	0.00

09 Your experience by percentage chart (sharing)



Questionnaire for school teachers (10)

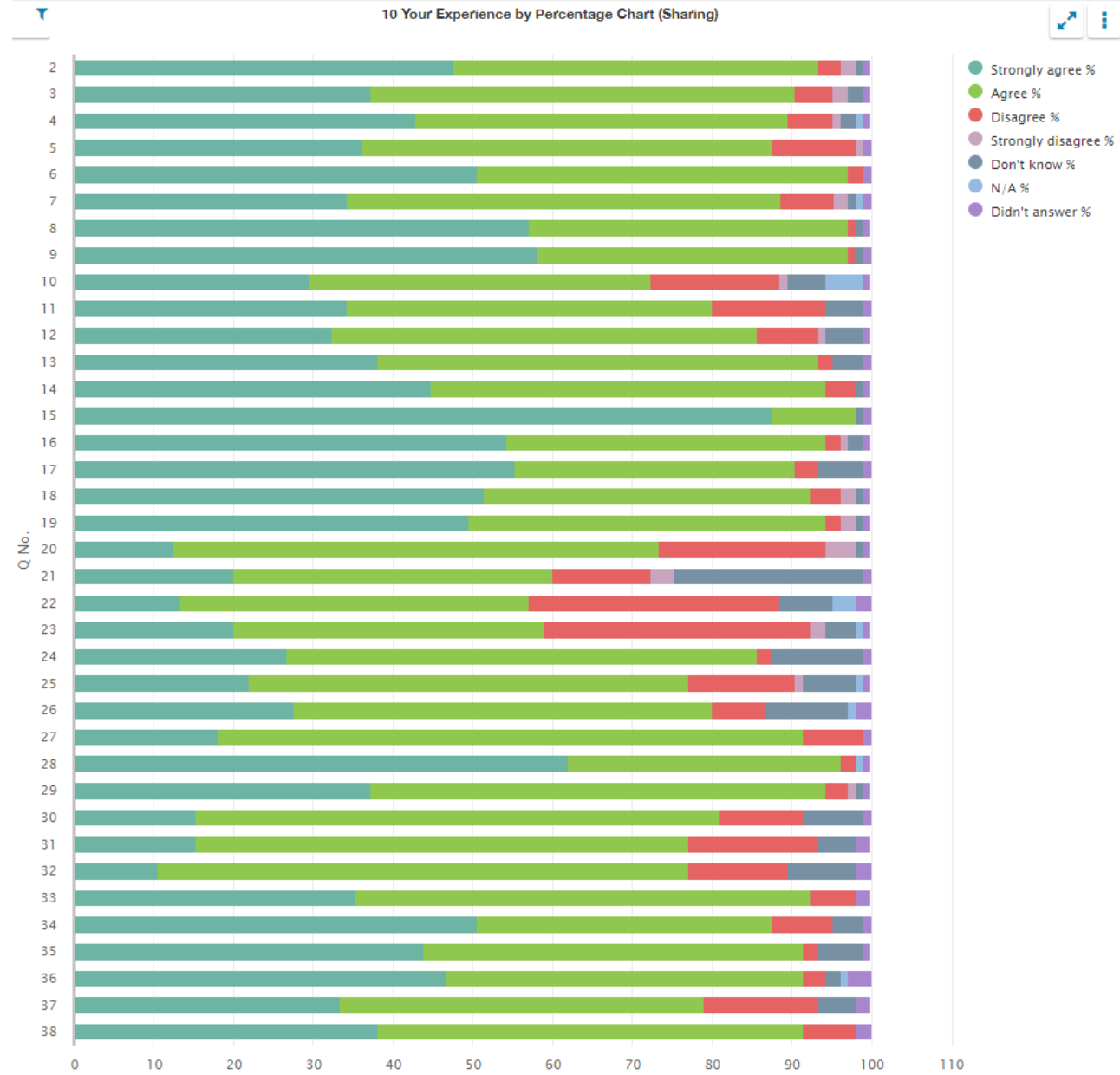
10 Your experience by percentage (sharing)

Q No.	Question	Response Count	Strongly agree %	Agree %	Disagree %	Strongly disagree %	Don't know %	N/A %	Didn't answer %
2	I find it rewarding to be a member of staff at this school.	105	47.62	45.71	2.86	1.90	0.95	0.00	0.95
3	I feel a valued part of the school's community.	105	37.14	53.33	4.76	1.90	1.90	0.00	0.95
4	I am encouraged to learn and share practice with colleagues from other schools.	105	42.86	46.67	5.71	0.95	1.90	0.95	0.95
5	I am given the opportunity to learn and share practice with colleagues from other schools.	105	36.19	51.43	10.48	0.95	0.00	0.00	0.95
6	I have a clear understanding of the social, cultural and economic context of the school.	105	50.48	46.67	1.90	0.00	0.00	0.00	0.95
7	I feel appropriately supported by the school to undertake my role.	105	34.29	54.29	6.67	1.90	0.95	0.95	0.95
8	I am supported to engage in professional learning.	105	57.14	40.00	0.95	0.00	0.95	0.00	0.95
9	My professional learning enables me to reflect on and improve my practice.	105	58.10	39.05	0.95	0.00	0.95	0.00	0.95
10	I have regular opportunities to undertake leadership roles.	105	29.52	42.86	16.19	0.95	4.76	4.76	0.95
11	I have opportunities to be involved in agreeing priorities for the school.	105	34.29	45.71	14.29	0.00	4.76	0.00	0.95
12	I am actively involved in the school's ongoing self-evaluation.	105	32.38	53.33	7.62	0.95	4.76	0.00	0.95
13	GTCS standards are used to support professional dialogue.	105	38.10	55.24	1.90	0.00	3.81	0.00	0.95
14	I use information, including data, effectively to identify and reduce inequalities in children's and young people's outcomes.	105	44.76	49.52	3.81	0.00	0.95	0.00	0.95
15	I understand how to apply the school's procedures relating to child protection and safeguarding.	105	87.62	10.48	0.00	0.00	0.95	0.00	0.95
16	The school's vision and values underpins my work.	105	54.29	40.00	1.90	0.95	1.90	0.00	0.95
17	Staff treat all children and young people fairly and with respect.	105	55.24	35.24	2.86	0.00	5.71	0.00	0.95

Q No.	Question (cont.)	Response Count	Strongly agree %	Agree %	Disagree %	Strongly disagree %	Don't know %	N/A %	Didn't answer %
18	Colleagues treat each other with respect.	105	51.43	40.95	3.81	1.90	0.95	0.00	0.95
19	Children and young people are encouraged and supported to treat others with respect.	105	49.52	44.76	1.90	1.90	0.95	0.00	0.95
20	Children and young people are well behaved.	105	12.38	60.95	20.95	3.81	0.95	0.00	0.95
21	The school deals effectively with any bullying.	105	20.00	40.00	12.38	2.86	23.81	0.00	0.95
22	I am provided with feedback when I report an incident.	105	13.33	43.81	31.43	0.00	6.67	2.86	1.90
23	Staff at all levels within the school communicate effectively with each other.	105	20.00	39.05	33.33	1.90	3.81	0.95	0.95
24	The school's arrangements for engaging parents in their child's learning are effective.	105	26.67	59.05	1.90	0.00	11.43	0.00	0.95
25	The school is well led and managed.	105	21.90	55.24	13.33	0.95	6.67	0.95	0.95
26	Collaborative working across the school is effective in taking forward improvement.	105	27.62	52.38	6.67	0.00	10.48	0.95	1.90
27	Children and young people are engaged in their learning.	105	18.10	73.33	7.62	0.00	0.00	0.00	0.95
28	I give children and young people regular feedback which helps them to progress.	105	61.90	34.29	1.90	0.00	0.00	0.95	0.95
29	Children and young people are provided with experiences which meet their learning needs.	105	37.14	57.14	2.86	0.95	0.95	0.00	0.95
30	Children and young people are involved in talking about and planning their learning.	105	15.24	65.71	10.48	0.00	7.62	0.00	0.95
31	Children and young people are involved in setting their learning targets.	105	15.24	61.90	16.19	0.00	4.76	0.00	1.90
32	Children and young people have the opportunity to lead their learning.	105	10.48	66.67	12.38	0.00	8.57	0.00	1.90
33	I receive appropriate support for planning, preparation and assessment.	105	35.24	57.14	5.71	0.00	0.00	0.00	1.90
34	The school has effective strategies to support children and young people with their learning, including those requiring additional support.	105	50.48	37.14	7.62	0.00	3.81	0.00	0.95
35	Staff have a shared understanding of their 'responsibility of all' in literacy and numeracy and health and wellbeing.	105	43.81	47.62	1.90	0.00	5.71	0.00	0.95

Q No.	Question (cont.)	Response Count	Strongly agree %	Agree %	Disagree %	Strongly disagree %	Don't know %	N/A %	Didn't answer %
36	Moderation activities are helping me to make sound professional judgements.	105	46.67	44.76	2.86	0.00	1.90	0.95	2.86
37	I have regular opportunities to help shape the curriculum through discussions with colleagues, parents and partners.	105	33.33	45.71	14.29	0.00	4.76	0.00	1.90
38	I am aware of and involved in the school's strategies for raising attainment for all.	105	38.10	53.33	6.67	0.00	0.00	0.00	1.90

10 Your experience by percentage chart (sharing)



Questionnaire for pupil support staff (11)

11 Your experience by percentage (sharing)

Q No.	Question	Response Count	Strongly agree %	Agree %	Disagree %	Strongly disagree %	Don't know %	N/A %	Didn't answer %
2	I find it rewarding to be a member of staff at this school.	20	45.00	50.00	0.00	0.00	5.00	0.00	0.00
3	I feel a valued part of the school's community.	20	40.00	50.00	0.00	0.00	10.00	0.00	0.00
4	I am encouraged to learn and share practice with colleagues from other schools.	20	30.00	25.00	20.00	5.00	5.00	15.00	0.00
5	I am given the opportunity to learn and share practice with colleagues from other schools.	20	20.00	25.00	25.00	5.00	5.00	20.00	0.00
6	I have a clear understanding of the social, cultural and economic context of the school.	20	40.00	50.00	0.00	0.00	10.00	0.00	0.00
7	I feel appropriately supported by the school to undertake my role.	20	45.00	50.00	0.00	0.00	5.00	0.00	0.00
8	I am supported to engage in professional learning.	20	25.00	50.00	10.00	0.00	0.00	15.00	0.00
9	My professional learning enables me to reflect on and improve my practice.	20	25.00	40.00	10.00	0.00	5.00	20.00	0.00
10	I have regular opportunities to undertake leadership roles.	20	20.00	5.00	25.00	5.00	10.00	35.00	0.00
11	I have opportunities to be involved in agreeing priorities for the school.	20	15.00	5.00	25.00	10.00	10.00	35.00	0.00
12	I am actively involved in the school's ongoing self-evaluation.	20	15.00	10.00	25.00	5.00	20.00	25.00	0.00
13	I use information, including data, effectively to identify and reduce inequalities in children's and young people's outcomes.	20	15.00	40.00	10.00	5.00	10.00	20.00	0.00
14	I understand how to apply the school's procedures relating to child protection and safeguarding.	20	65.00	30.00	0.00	0.00	5.00	0.00	0.00
15	The school's vision and values underpins my work.	20	40.00	40.00	10.00	0.00	10.00	0.00	0.00
16	Staff treat all children and young people fairly and with respect.	20	55.00	30.00	10.00	0.00	5.00	0.00	0.00
17	Colleagues treat each other with respect.	20	50.00	40.00	5.00	0.00	5.00	0.00	0.00

Q No.	Question (cont.)	Response Count	Strongly agree %	Agree %	Disagree %	Strongly disagree %	Don't know %	N/A %	Didn't answer %
18	Children and young people are encouraged and supported to treat others with respect.	20	55.00	25.00	15.00	0.00	5.00	0.00	0.00
19	Children and young people are well behaved.	20	10.00	50.00	35.00	5.00	0.00	0.00	0.00
20	The school deals effectively with any bullying.	20	25.00	40.00	5.00	5.00	25.00	0.00	0.00
21	I am provided with feedback when I report an incident.	20	20.00	35.00	15.00	5.00	10.00	10.00	5.00
22	Staff at all levels within the school communicate effectively with each other.	20	15.00	50.00	5.00	10.00	15.00	0.00	5.00
23	The school's arrangements for engaging parents in their child's learning are effective.	20	25.00	30.00	5.00	5.00	15.00	15.00	5.00
24	The school is well led and managed.	20	40.00	40.00	0.00	10.00	5.00	0.00	5.00
25	Collaborative working across the school is effective in taking forward improvement.	20	20.00	25.00	5.00	0.00	35.00	15.00	0.00
26	Children and young people are engaged in their learning.	20	15.00	50.00	5.00	0.00	15.00	15.00	0.00
27	I give children and young people regular feedback which helps them to progress.	20	30.00	30.00	5.00	5.00	0.00	30.00	0.00
28	Children and young people are provided with experiences which meet their learning needs.	20	25.00	30.00	5.00	0.00	20.00	20.00	0.00
29	Children and young people are involved in talking about and planning their learning.	20	25.00	20.00	5.00	0.00	30.00	20.00	0.00
30	Children and young people are involved in setting their learning targets.	20	20.00	20.00	5.00	0.00	35.00	20.00	0.00
31	Children and young people have the opportunity to lead their learning.	20	15.00	25.00	5.00	0.00	35.00	20.00	0.00
32	I receive appropriate support for planning, preparation and assessment.	20	25.00	5.00	5.00	5.00	15.00	45.00	0.00
33	The school has effective strategies to support children and young people with their learning, including those requiring additional support.	20	50.00	20.00	0.00	10.00	5.00	15.00	0.00
34	Staff have a shared understanding of their 'responsibility of all' in literacy and numeracy and health and wellbeing.	20	25.00	30.00	0.00	5.00	25.00	15.00	0.00
35	I have regular opportunities to help shape the curriculum as part of the team.	20	5.00	25.00	0.00	15.00	5.00	45.00	5.00

Q No.	Question (cont.)	Response Count	Strongly agree %	Agree %	Disagree %	Strongly disagree %	Don't know %	N/A %	Didn't answer %
36	I am aware of the school's strategies for raising attainment for all.	20	25.00	40.00	10.00	0.00	10.00	15.00	0.00

11 Your experience by percentage chart (sharing)

