

# **Blackwood Primary School and Nursery Class**

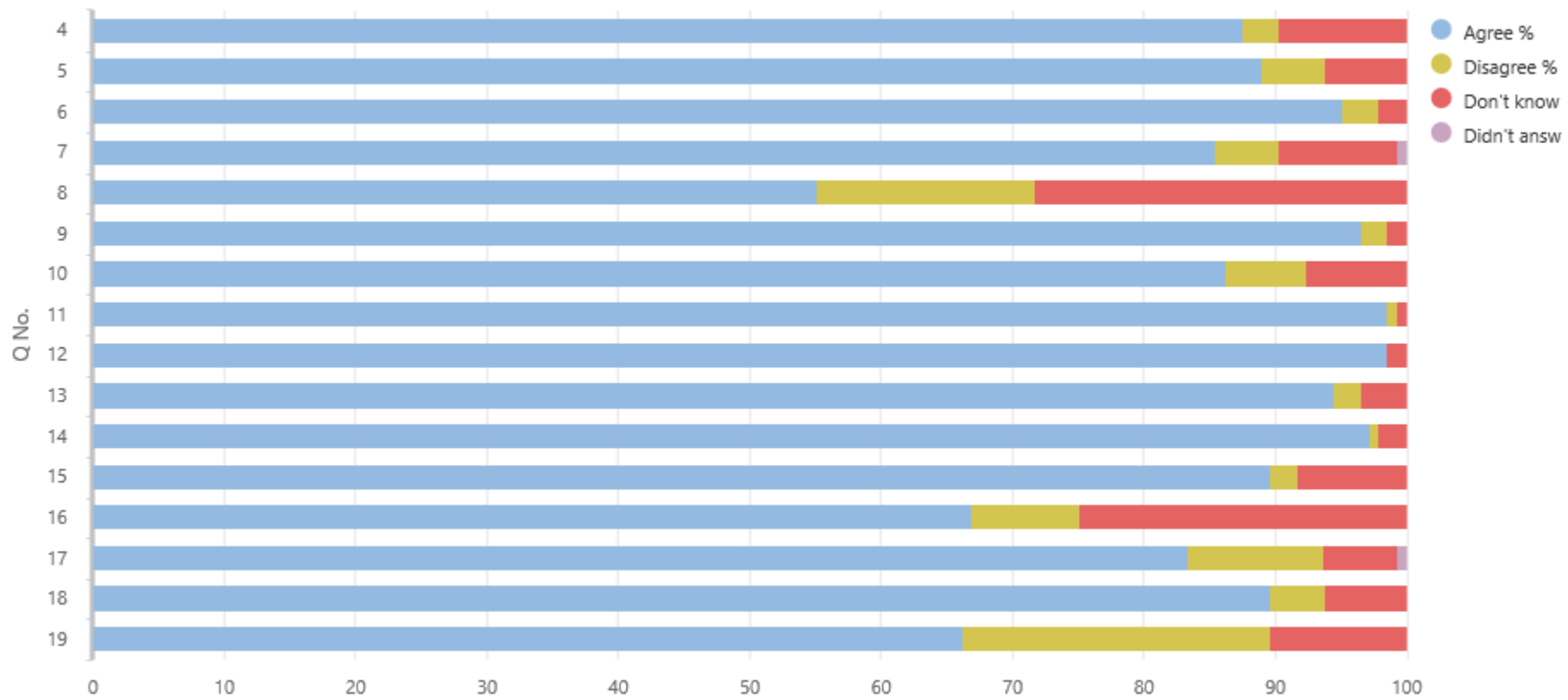
**Pre-inspection questionnaire summary report**  
**Inspection week: 9 December 2019**

## Questionnaire for children in primary stages (01)

## 01 Your experience by percentage (sharing)

Q No.	Question	Response Count	Agree %	Disagree %	Don't know %	Didn't answer %
4	I feel safe when I am at school.	145	87.59	2.76	9.66	0
5	My school helps me to feel safe.	145	88.97	4.83	6.21	0
6	I have someone in my school I can speak to if I am upset or worried about something.	145	95.17	2.76	2.07	0
7	Staff treat me fairly and with respect.	145	85.52	4.83	8.97	0.69
8	Other children treat me fairly and with respect.	145	55.17	16.55	28.28	0
9	My school helps me to understand and respect other people.	145	96.55	2.07	1.38	0
10	My school is helping me to become confident.	145	86.21	6.21	7.59	0
11	My school teaches me how to lead a healthy lifestyle.	145	98.62	0.69	0.69	0
12	There are lots of chances at my school for me to get regular exercise.	145	98.62	0	1.38	0
13	My school offers me the opportunity to take part in activities in school beyond the classroom and timetabled day.	145	94.48	2.07	3.45	0
14	I have the opportunity to discuss my achievements outwith school with an adult in school who knows me well.	145	97.24	0.69	2.07	0
15	My school listens to my views.	145	89.66	2.07	8.28	0
16	My school takes my views into account.	145	66.9	8.28	24.83	0
17	I feel comfortable approaching staff with questions or suggestions.	145	83.45	10.34	5.52	0.69
18	Staff help me to understand how I am progressing in my school work.	145	89.66	4.14	6.21	0
19	My homework helps me to understand and improve my work in school.	145	66.21	23.45	10.34	0

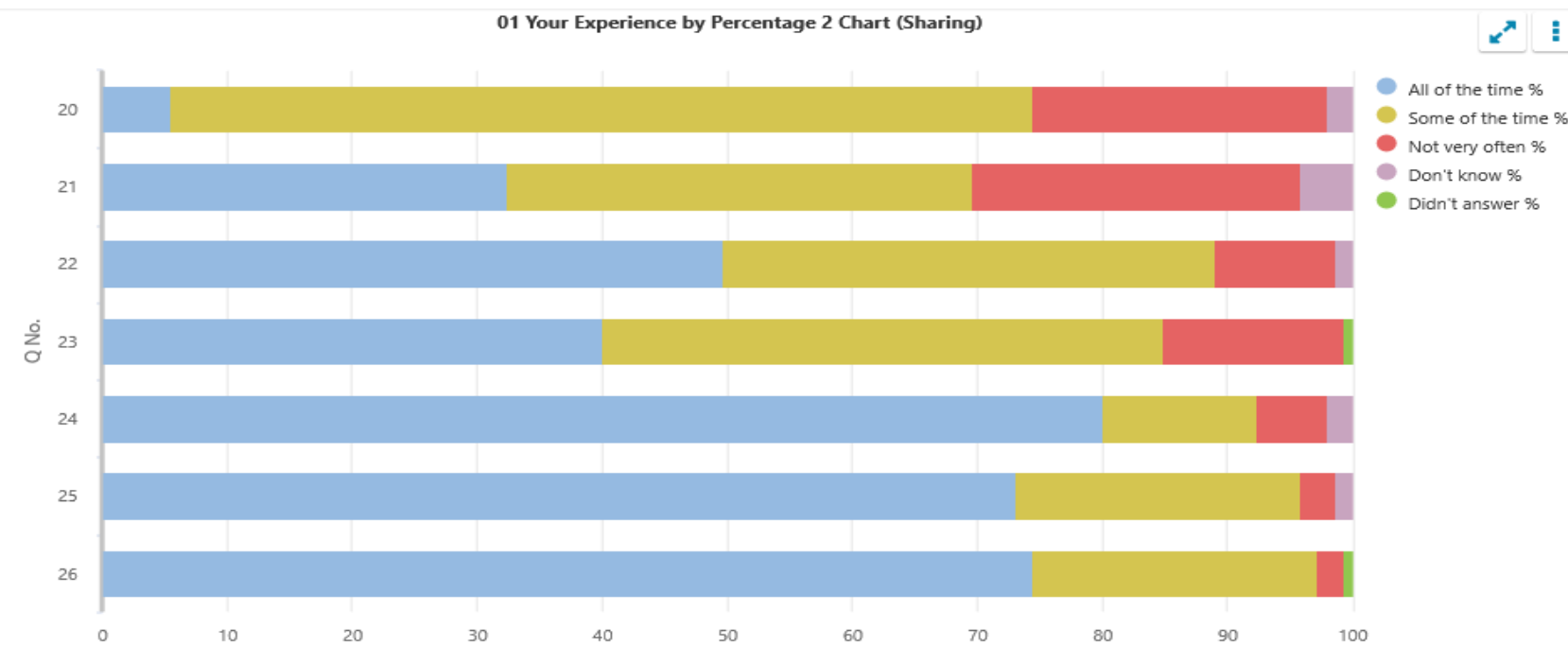
01 Your Experience by Percentage Chart (Sharing)



01 Your Experience by Percentage 2 Chart (Sharing)

Q No.	Question	Response Count	All of the time %	Some of the time %	Not very often %	Don't know %	Didn't answer %
20	Other children behave well.	145	5.52	68.97	23.45	2.07	0
21	My teachers ask me about what things I want to learn in school.	145	32.41	37.24	26.21	4.14	0
22	I enjoy learning at school.	145	49.66	39.31	9.66	1.38	0
23	I feel that my work in school is hard enough.	145	40	44.83	14.48	0	0.69
24	I know who to ask to get help if I find my work too hard.	145	80	12.41	5.52	2.07	0
25	I am encouraged by staff to do the best I can.	145	73.1	22.76	2.76	1.38	0
26	I am happy with the quality of teaching in my school.	145	74.48	22.76	2.07	0	0.69

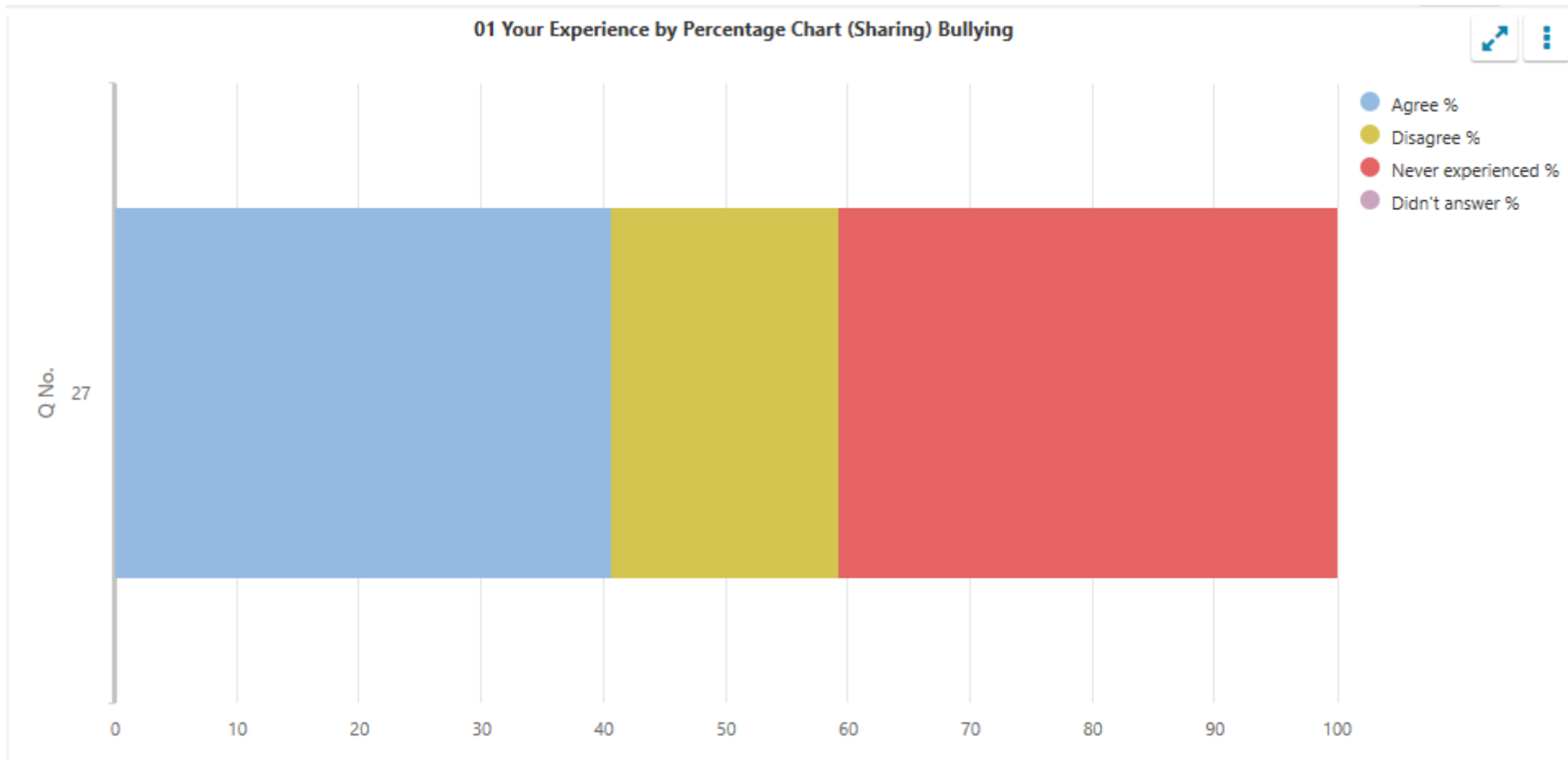
**01 Your experience by percentage chart (sharing)**



01 Your experience by percentage (sharing) bullying

Q No.	Question	Response Count	Agree %	Disagree %	Never experienced %	Didn't answer %
27	My school deals well with any bullying.	145	40.69	18.62	40.69	0

01 Your experience by percentage chart (sharing) bullying

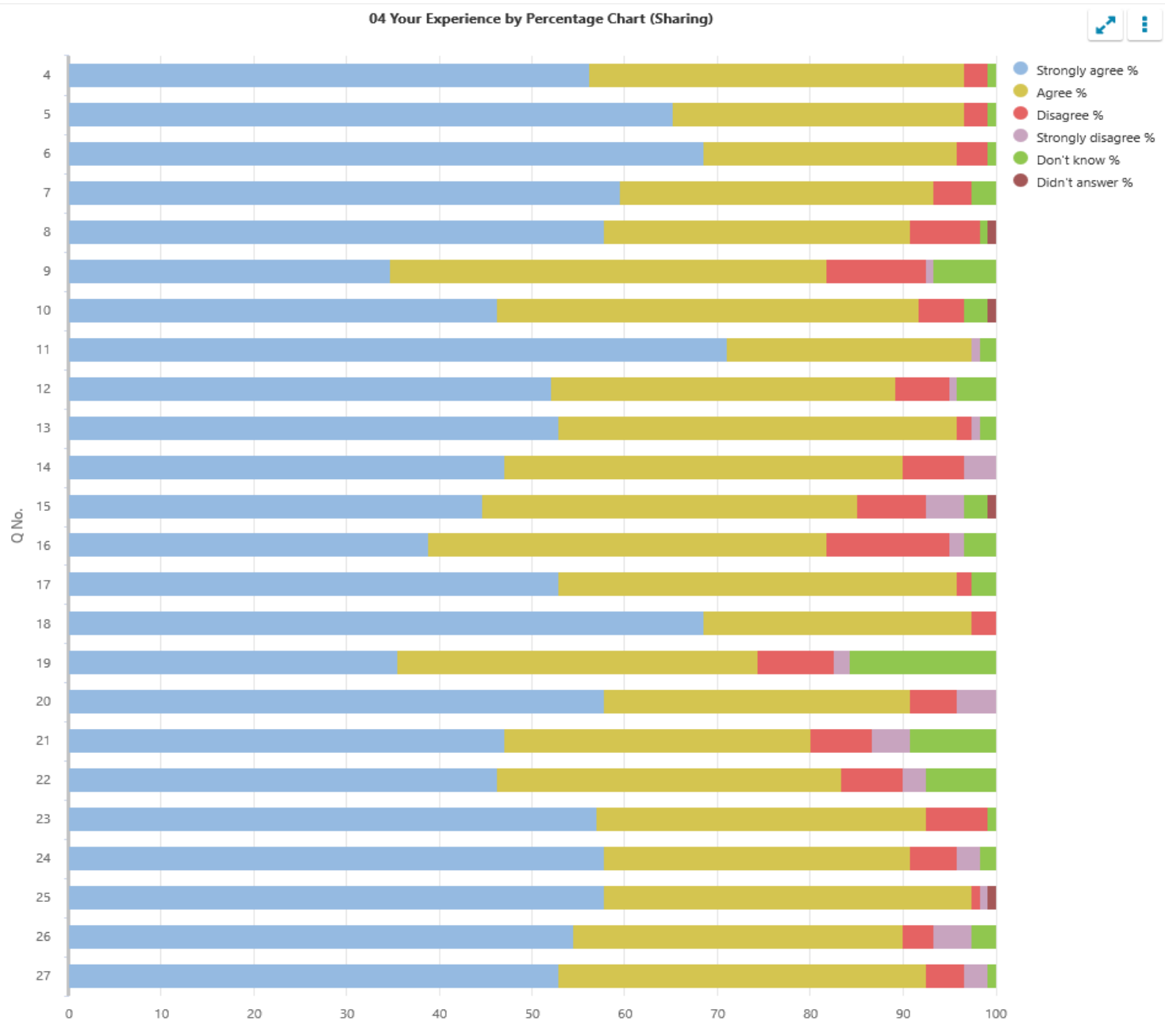


## Questionnaire for parents/carers of children in primary stages (04)

## 04 Your experience by percentage (sharing)

Q No.	Question	Response Count	Strongly agree %	Agree %	Disagree %	Strongly disagree %	Don't know %	Didn't answer %
4	My child likes being at this school.	121	56.2	40.5	2.48	0	0.83	0
5	Staff treat my child fairly and with respect.	121	65.29	31.4	2.48	0	0.83	0
6	I feel that my child is safe at the school.	121	68.6	27.27	3.31	0	0.83	0
7	The school helps my child to feel confident.	121	59.5	33.88	4.13	0	2.48	0
8	I feel staff really know my child as an individual.	121	57.85	33.06	7.44	0	0.83	0.83
9	My child finds their learning activities hard enough.	121	34.71	47.11	10.74	0.83	6.61	0
10	My child receives the help he/she needs to do well.	121	46.28	45.45	4.96	0	2.48	0.83
11	My child is encouraged by the school to be healthy and take regular exercise.	121	71.07	26.45	0	0.83	1.65	0
12	The school supports my child's emotional wellbeing.	121	52.07	37.19	5.79	0.83	4.13	0
13	My child is making good progress at the school.	121	52.89	42.98	1.65	0.83	1.65	0
14	I receive helpful, regular feedback about how my child is learning and developing e.g. informal feedback, reports and learning profiles.	121	47.11	42.98	6.61	3.31	0	0
15	The information I receive about how my child is doing reaches me at the right time.	121	44.63	40.5	7.44	4.13	2.48	0.83
16	I understand how my child's progress is assessed.	121	38.84	42.98	13.22	1.65	3.31	0
17	The school gives me advice on how to support my child's learning at home.	121	52.89	42.98	1.65	0	2.48	0
18	The school organises activities where my child and I can learn together.	121	68.6	28.93	2.48	0	0	0
19	The school takes my views into account when making changes.	121	35.54	38.84	8.26	1.65	15.7	0
20	I feel comfortable approaching the school with questions, suggestions and/or a problem.	121	57.85	33.06	4.96	4.13	0	0
21	I feel encouraged to be involved in the work of the Parent Council and/or parent association.	121	47.11	33.06	6.61	4.13	9.09	0
22	I am kept informed about the work of the Parent Council and/or parent association.	121	46.28	37.19	6.61	2.48	7.44	0

Q No.	Question (cont.)	Response Count	Strongly agree %	Agree %	Disagree %	Strongly disagree %	Don't know %	Didn't answer %
23	I am satisfied with the quality of teaching in the school.	121	57.02	35.54	6.61	0	0.83	0
24	The school is well led and managed.	121	57.85	33.06	4.96	2.48	1.65	0
25	The school encourages children to treat others with respect.	121	57.85	39.67	0.83	0.83	0	0.83
26	I would recommend the school to other parents.	121	54.55	35.54	3.31	4.13	2.48	0
27	Overall, I am satisfied with the school.	121	52.89	39.67	4.13	2.48	0.83	0

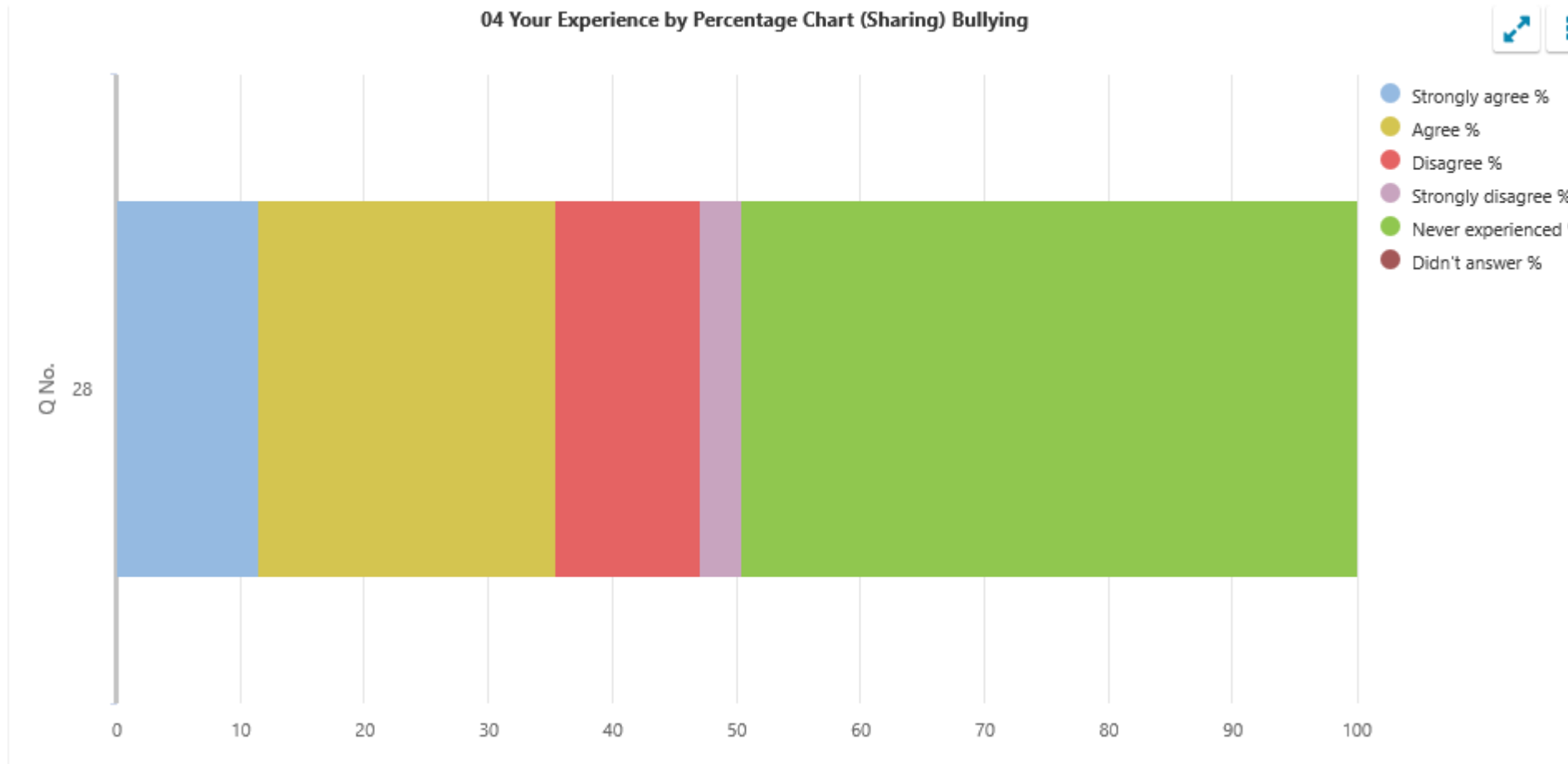




04 Your experience by percentage (sharing) bullying

Q No.	Question	Response Count	Strongly agree %	Agree %	Disagree %	Strongly disagree %	Never experienced %	Didn't answer %
28	The school deals well with any bullying.	121	11.57	23.97	11.57	3.31	49.59	0

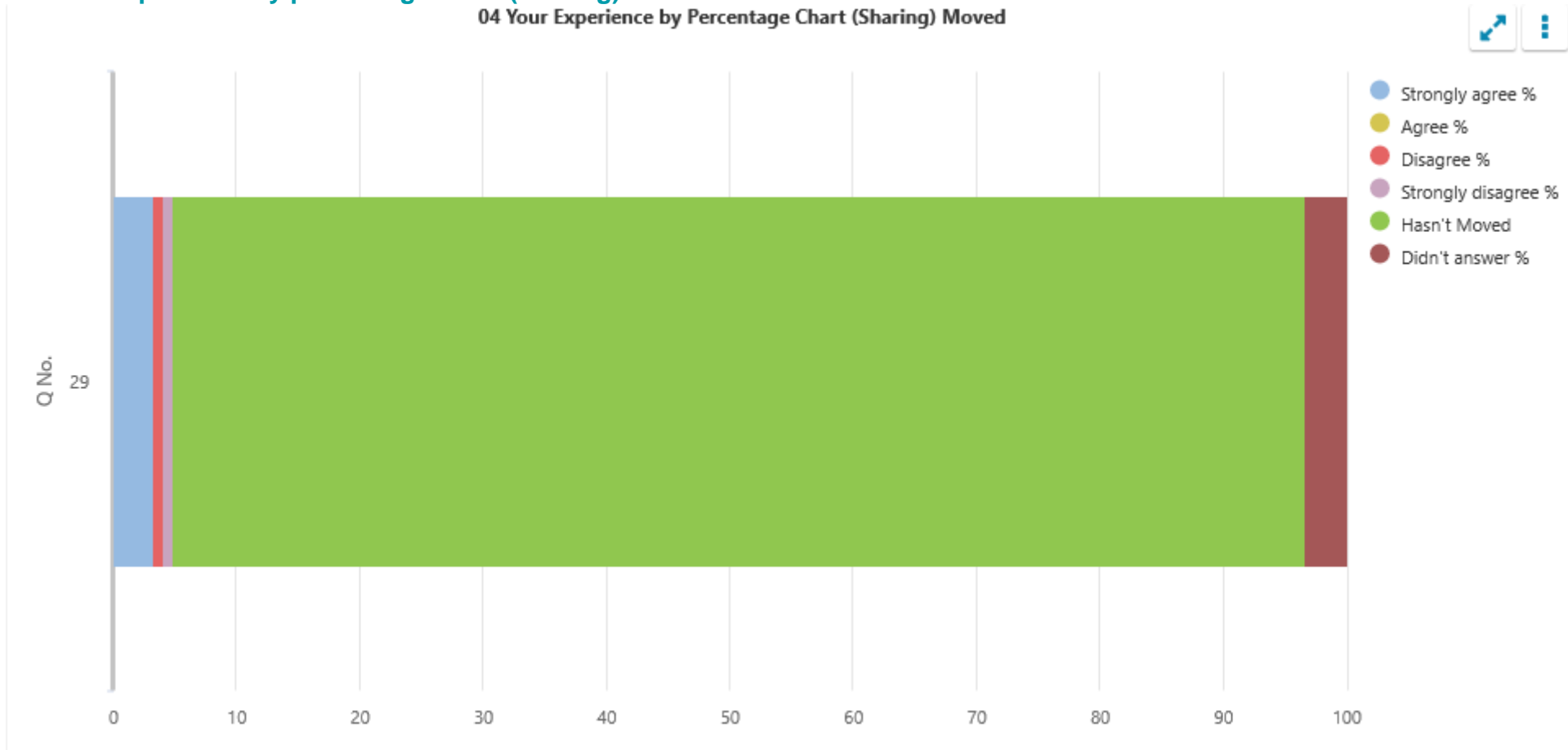
04 Your experience by percentage chart (sharing) bullying



04 Your experience by percentage (sharing) moved

Q No.	Question	Response Count	Strongly agree %	Agree %	Disagree %	Strongly disagree %	Hasn't Moved %	Didn't answer %
29	My child was well supported if they moved to a new school within the last year.	121	3.31	0	0.83	0.83	91.74	3.31

04 Your experience by percentage chart (sharing) moved



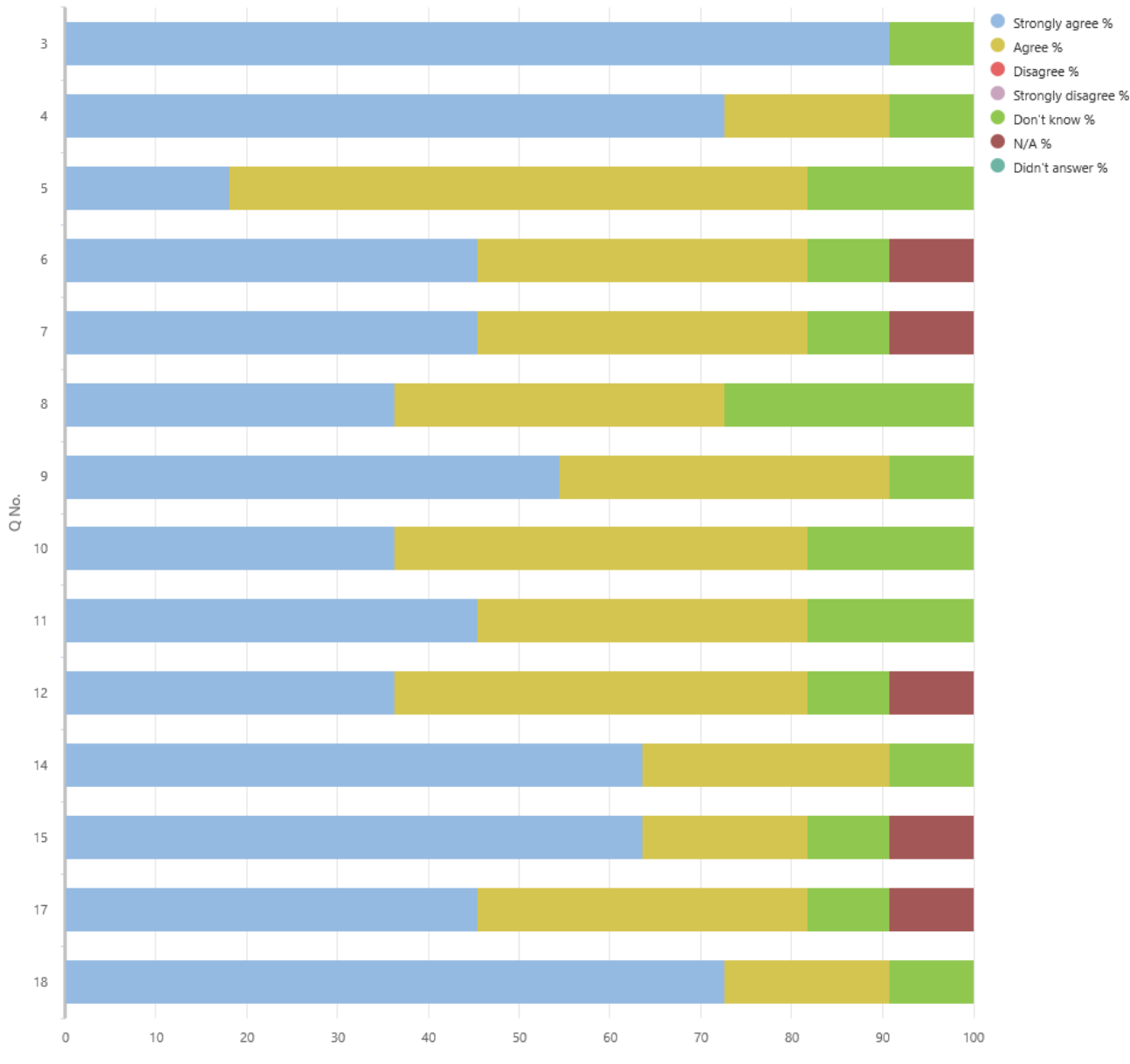
## Questionnaire for partners with the school (06)

## 06 Your experience by percentage (sharing)

Q No.	Question	Response Count	Strongly agree %	Agree %	Disagree %	Strongly disagree %	Don't know %	N/A %	Didn't answer %
3	My service/organisation works in partnership with the school on a regular basis.	11	90.91	0	0	0	9.09	0	0
4	We are aware of the school's procedures for reporting child protection and safeguarding concerns.	11	72.73	18.18	0	0	9.09	0	0
5	My service/organisation has a clear understanding of the school's strategies for raising attainment for all.	11	18.18	63.64	0	0	18.18	0	0
6	There are effective arrangements in place for jointly planning provision with the school.	11	45.45	36.36	0	0	9.09	9.09	0
7	There are effective arrangements for jointly delivering provision with the school.	11	45.45	36.36	0	0	9.09	9.09	0
8	My service/organisation is involved in the school's self-evaluation of our joint work.	11	36.36	36.36	0	0	27.27	0	0
9	Roles and responsibilities are clearly defined within the partnership.	11	54.55	36.36	0	0	9.09	0	0
10	Effective arrangements are in place to evaluate the impact of our partnership working.	11	36.36	45.45	0	0	18.18	0	0
11	My service/organisation is kept up to date with changes in the school which may affect the services we deliver.	11	45.45	36.36	0	0	18.18	0	0
12	The school provides my service/organisation with relevant information about the needs of children and young people.	11	36.36	45.45	0	0	9.09	9.09	0
13	Arrangements are in place to support my service/organisation to share relevant information about the progress of children and young people with the school.	11	63.64	27.27	0	0	9.09	0	0
14	The school values the contribution made by my service/organisation.	11	63.64	18.18	0	0	9.09	9.09	0
15	The school actively promotes my service/organisation to potential users, as appropriate.	11	90.91	0	0	0	9.09	0	0

Q No.	Question (cont.)	Response Count	Strongly agree %	Agree %	Disagree %	Strongly disagree %	Don't know %	N/A %	Didn't answer %
16	There are opportunities to network, share practice and participate in joint training and development with the school.	x	x	x	x	x	x	x	x
17	My service/organisation has a clear understanding of the social, cultural and economic context of the school.	11	45.45	36.36	0	0	9.09	9.09	0
18	Overall, partnership working with the school works well.	11	72.73	18.18	0	0	9.09	0	0

06 Your Experience by Percentage Chart (Sharing)

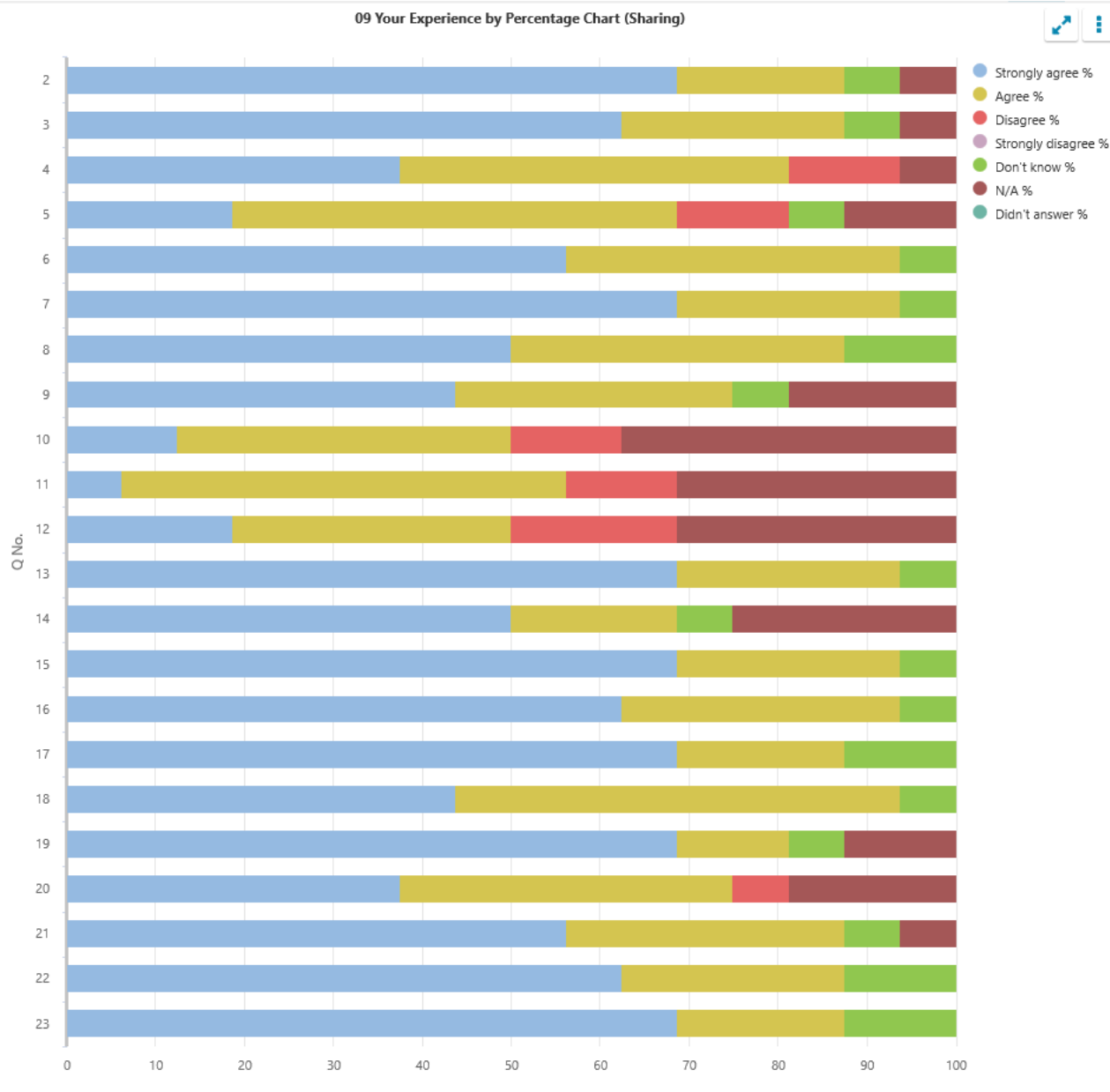


## Questionnaire for school support staff (09)

## 09 Your experience by percentage (sharing)

Q No.	Question	Response Count	Strongly agree %	Agree %	Disagree %	Strongly disagree %	Don't know %	N/A %	Didn't answer %
2	I find it rewarding to be a member of staff at this school.	16	68.75	18.75	0	0	6.25	6.25	0
3	I feel a valued part of the school's community.	16	62.5	25	0	0	6.25	6.25	0
4	I am encouraged to learn and share practice with colleagues from other schools.	16	37.5	43.75	12.5	0	0	6.25	0
5	I am given the opportunity to learn and share practice with colleagues from other schools.	16	18.75	50	12.5	0	6.25	12.5	0
6	I have a clear understanding of the social, cultural and economic context of the school.	16	56.25	37.5	0	0	6.25	0	0
7	I feel appropriately supported by the school to undertake my role.	16	68.75	25	0	0	6.25	0	0
8	I am supported to take part in development opportunities.	16	50	37.5	0	0	12.5	0	0
9	My professional learning enables me to reflect on and improve my practice.	16	43.75	31.25	0	0	6.25	18.75	0
10	I have regular opportunities to undertake leadership roles.	16	12.5	37.5	12.5	0	0	37.5	0
11	I have opportunities to be involved in agreeing priorities for the school.	16	6.25	50	12.5	0	0	31.25	0
12	I am actively involved in the school's ongoing self-evaluation.	16	18.75	31.25	18.75	0	0	31.25	0
13	I understand how to apply the school's procedures relating to child protection and safeguarding.	16	68.75	25	0	0	6.25	0	0
14	The school's vision and values underpins my work.	16	50	18.75	0	0	6.25	25	0
15	Staff treat all children and young people fairly and with respect.	16	68.75	25	0	0	6.25	0	0
16	Colleagues treat each other with respect.	16	62.5	31.25	0	0	6.25	0	0
17	Children and young people are encouraged and supported to treat others with respect.	16	68.75	18.75	0	0	12.5	0	0
18	Children and young people are well behaved.	16	43.75	50	0	0	6.25	0	0

Q No.	Question (cont.)	Response Count	Strongly agree %	Agree %	Disagree %	Strongly disagree %	Don't know %	N/A %	Didn't answer %
19	The school deals effectively with any bullying.	16	68.75	12.5	0	0	6.25	12.5	0
20	I am provided with feedback when I report an incident.	16	37.5	37.5	6.25	0	0	18.75	0
21	Collaborative working across the school is effective in taking forward improvement.	16	56.25	31.25	0	0	6.25	6.25	0
22	Staff at all levels within the school communicate effectively with each other.	16	62.5	25	0	0	12.5	0	0
23	The school is well led and managed.	16	68.75	18.75	0	0	12.5	0	0





10 Your experience by percentage (sharing)

Q No.	Question	Response Count	Strongly agree %	Agree %	Disagree %	Strongly disagree %	Don't know %	N/A %	Didn't answer %
2	I find it rewarding to be a member of staff at this school.	22	63.64	31.82	0	0	4.55	0	0
3	I feel a valued part of the school's community.	22	63.64	22.73	0	0	9.09	0	4.55
4	I am encouraged to learn and share practice with colleagues from other schools.	22	72.73	22.73	0	0	4.55	0	0
5	I am given the opportunity to learn and share practice with colleagues from other schools.	22	63.64	31.82	0	0	4.55	0	0
6	I have a clear understanding of the social, cultural and economic context of the school.	22	68.18	27.27	0	0	4.55	0	0
7	I feel appropriately supported by the school to undertake my role.	22	59.09	36.36	0	0	4.55	0	0
8	I am supported to engage in professional learning.	22	81.82	13.64	0	0	4.55	0	0
9	My professional learning enables me to reflect on and improve my practice.	22	86.36	4.55	4.55	0	4.55	0	0
10	I have regular opportunities to undertake leadership roles.	22	81.82	9.09	4.55	0	4.55	0	0
11	I have opportunities to be involved in agreeing priorities for the school.	22	54.55	40.91	0	0	4.55	0	0
12	I am actively involved in the school's ongoing self-evaluation.	22	81.82	13.64	0	0	4.55	0	0
13	GTCS standards are used to support professional dialogue.	22	59.09	31.82	0	0	4.55	0	4.55
14	I use information, including data, effectively to identify and reduce inequalities in children's and young people's outcomes.	22	63.64	31.82	0	0	4.55	0	0
15	I understand how to apply the school's procedures relating to child protection and safeguarding.	22	90.91	4.55	0	0	4.55	0	0
16	The school's vision and values underpins my work.	22	77.27	18.18	0	0	4.55	0	0
17	Staff treat all children and young people fairly and with respect.	22	72.73	22.73	0	0	4.55	0	0

Q No.	Question (cont.)	Response Count	Strongly agree %	Agree %	Disagree %	Strongly disagree %	Don't know %	N/A %	Didn't answer %
18	Colleagues treat each other with respect.	22	59.09	36.36	0	0	4.55	0	0
19	Children and young people are encouraged and supported to treat others with respect.	22	68.18	27.27	0	0	4.55	0	0
20	Children and young people are well behaved.	22	45.45	50	0	0	4.55	0	0
21	The school deals effectively with any bullying.	22	45.45	45.45	0	0	9.09	0	0
22	I am provided with feedback when I report an incident.	22	36.36	50	0	0	4.55	9.09	0
23	Staff at all levels within the school communicate effectively with each other.	22	59.09	36.36	0	0	4.55	0	0
24	The school's arrangements for engaging parents in their child's learning are effective.	22	59.09	36.36	0	0	4.55	0	0
25	The school is well led and managed.	22	68.18	27.27	0	0	4.55	0	0
26	Collaborative working across the school is effective in taking forward improvement.	22	68.18	27.27	0	0	4.55	0	0
27	Children and young people are engaged in their learning.	22	54.55	40.91	0	0	4.55	0	0
28	I give children and young people regular feedback which helps them to progress.	22	63.64	31.82	0	0	4.55	0	0
29	Children and young people are provided with experiences which meet their learning needs.	22	68.18	27.27	0	0	4.55	0	0
30	Children and young people are involved in talking about and planning their learning.	22	50	40.91	4.55	0	4.55	0	0
31	Children and young people are involved in setting their learning targets.	22	45.45	50	0	0	4.55	0	0
32	Children and young people have the opportunity to lead their learning.	22	31.82	63.64	0	0	4.55	0	0
33	I receive appropriate support for planning, preparation and assessment.	22	50	36.36	0	0	4.55	9.09	0
34	The school has effective strategies to support children and young people with their learning, including those requiring additional support.	22	77.27	18.18	0	0	4.55	0	0
35	Staff have a shared understanding of their 'responsibility of all' in literacy and numeracy and health and wellbeing.	22	81.82	13.64	0	0	4.55	0	0

Q No.	Question (cont.)	Response Count	Strongly agree %	Agree %	Disagree %	Strongly disagree %	Don't know %	N/A %	Didn't answer %
36	Moderation activities are helping me to make sound professional judgements.	22	45.45	45.45	0	0	4.55	4.55	0
37	I have regular opportunities to help shape the curriculum through discussions with colleagues, parents and partners.	22	50	45.45	0	0	4.55	0	0
38	I am aware of and involved in the school's strategies for raising attainment for all.	22	68.18	27.27	0	0	4.55	0	0

10 Your Experience by Percentage Chart (Sharing)

