

# Uig Primary School

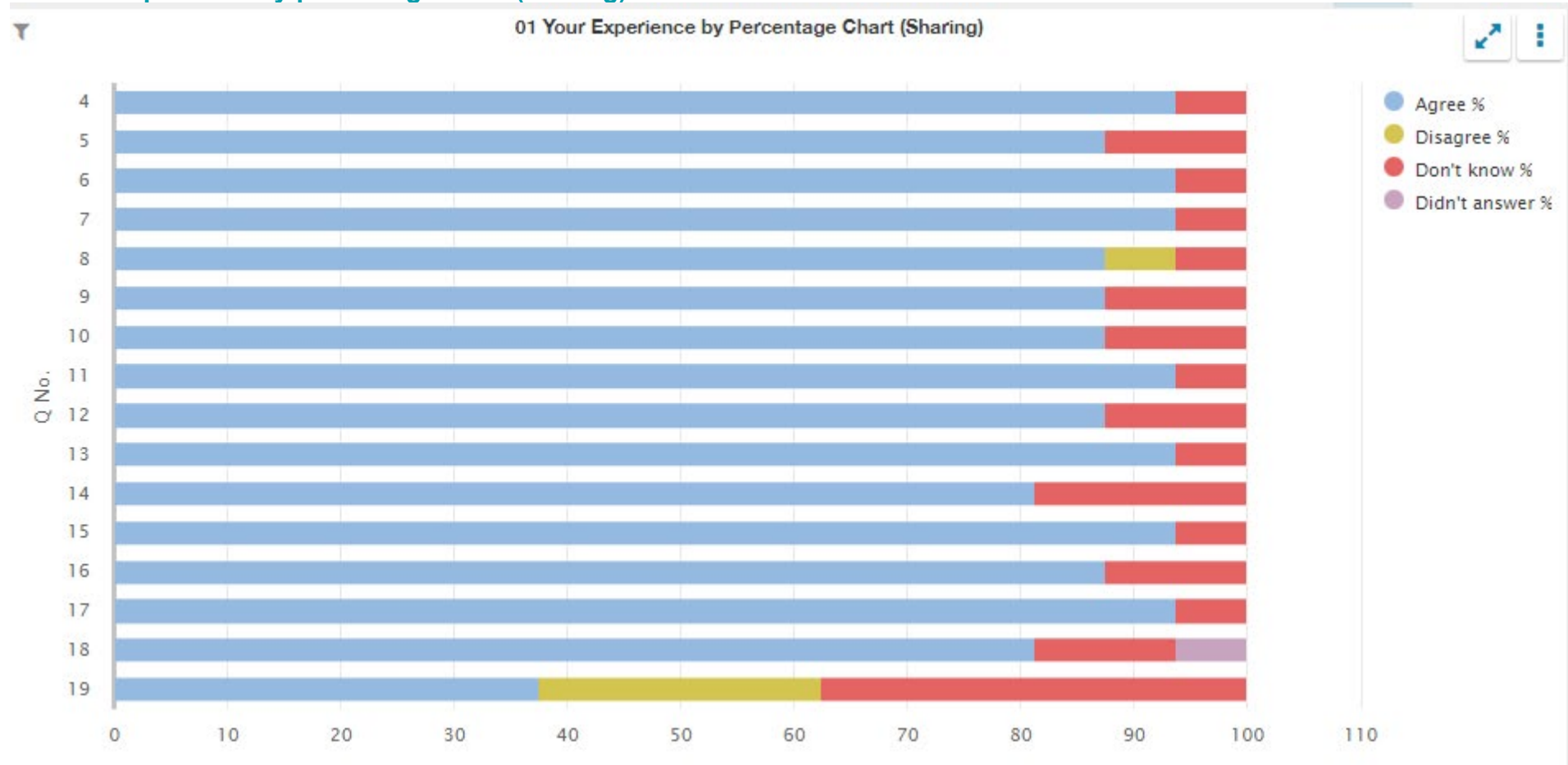
## Pre-inspection questionnaire summary report Inspection week: 19 June 2023

## Questionnaire for children in primary stages (01)

## 01 Your experience by percentage (sharing)

| Q No. | Question  | Response Count | Agree % | Disagree % | Don't know % | Didn't answer % |
|-------|---|----------------|---------|------------|--------------|-----------------|
| 4     | I feel safe when I am at school.  | 16             | 100     | 0.00       | 0.00         | 0.00            |
| 5     | My school helps me to feel safe.  | 16             | 93.75   | 0.00       | 6.25         | 0.00            |
| 6     | I have someone in my school I can speak to if I am upset or worried about something.                              | 16             | 93.75   | 0.00       | 6.25         | 0.00            |
| 7     | Staff treat me fairly and with respect.   | 16             | 93.75   | 0.00       | 6.25         | 0.00            |
| 8     | Other children treat me fairly and with respect.  | 16             | 87.5    | 6.25       | 6.25         | 0.00            |
| 9     | My school helps me to understand and respect other people.  | 16             | 87.5    | 0.00       | 12.5         | 0.00            |
| 10    | My school is helping me to become confident.  | 16             | 87.5    | 0.00       | 12.5         | 0.00            |
| 11    | My school teaches me how to lead a healthy lifestyle.   | 16             | 93.75   | 0.00       | 6.25         | 0.00            |
| 12    | There are lots of chances at my school for me to get regular exercise.  | 16             | 87.5    | 0.00       | 12.5         | 0.00            |
| 13    | My school offers me the opportunity to take part in activities in school beyond the classroom and timetabled day. | 16             | 93.75   | 0.00       | 6.25         | 0.00            |
| 14    | I have the opportunity to discuss my achievements outwith school with an adult in school who knows me well.       | 16             | 81.25   | 0.00       | 18.75        | 0.00            |
| 15    | My school listens to my views.  | 16             | 93.75   | 0.00       | 6.25         | 0.00            |
| 16    | My school takes my views into account.  | 16             | 87.5    | 0.00       | 12.5         | 0.00            |
| 17    | I feel comfortable approaching staff with questions or suggestions.   | 16             | 93.75   | 0.00       | 6.25         | 0.00            |
| 18    | Staff help me to understand how I am progressing in my school work.   | 16             | 81.25   | 0.00       | 12.5         | 6.25            |
| 19    | My homework helps me to understand and improve my work in school.   | 16             | 37.5    | 25         | 37.5         | 0.00            |

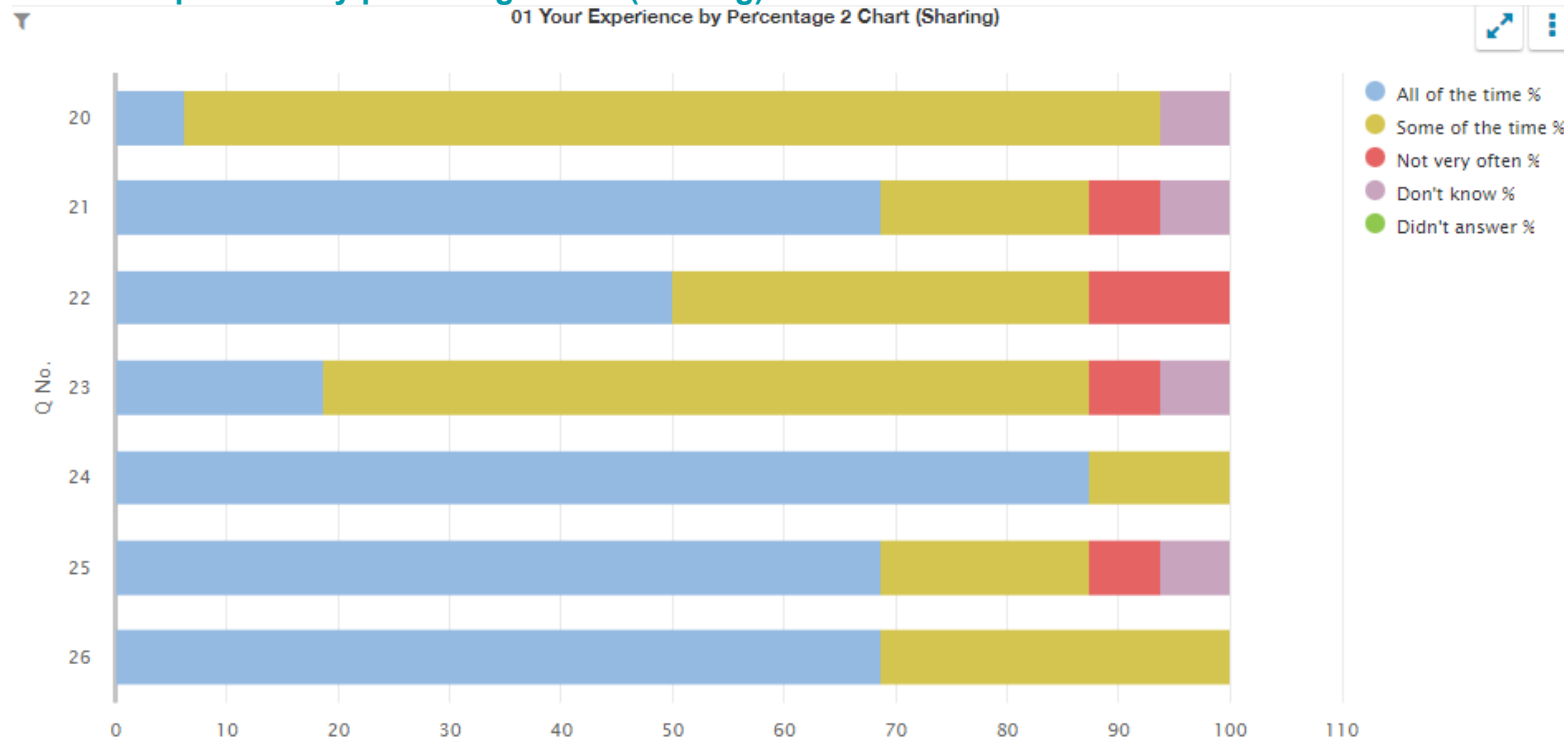
01 Your experience by percentage chart (sharing)



01 Your experience by percentage 2 (sharing)

| Q No. | Question  | Response Count | All of the time % | Some of the time % | Not very often % | Don't know % | Didn't answer % |
|-------|---|----------------|-------------------|--------------------|------------------|--------------|-----------------|
| 20    | Other children behave well.                                     | 16             | 6.25              | 87.5               | 0.00             | 6.25         | 0.00            |
| 21    | My teachers ask me about what things I want to learn in school. | 16             | 68.75             | 18.75              | 6.25             | 6.25         | 0.00            |
| 22    | I enjoy learning at school.                                     | 16             | 50                | 37.5               | 12.5             | 0.00         | 0.00            |
| 23    | I feel that my work in school is hard enough.                   | 16             | 18.75             | 68.75              | 6.25             | 6.25         | 0.00            |
| 24    | I know who to ask to get help if I find my work too hard.       | 16             | 87.5              | 12.5               | 0.00             | 0.00         | 0.00            |
| 25    | I am encouraged by staff to do the best I can.                  | 16             | 68.75             | 18.75              | 6.25             | 6.25         | 0.00            |
| 26    | I am happy with the quality of teaching in my school.           | 16             | 68.75             | 31.25              | 0.00             | 0.00         | 0.00            |

01 Your experience by percentage chart (sharing)



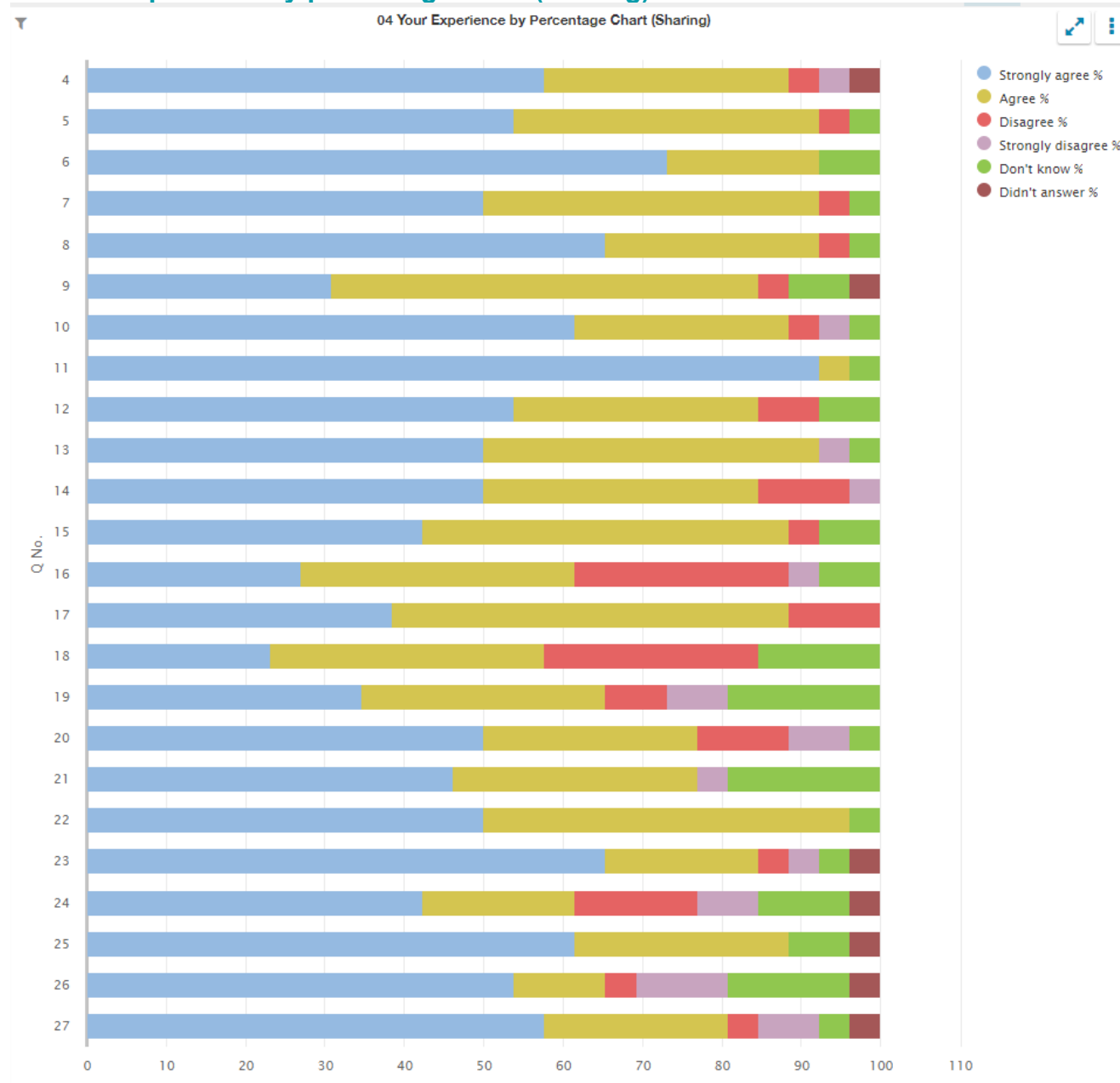
## Questionnaire for parents/carers of children in primary stages (04)

## 04 Your experience by percentage (sharing)

| Q No. | Question   | Response Count | Strongly agree % | Agree % | Disagree % | Strongly disagree % | Don't know % | Didn't answer % |
|-------|--|----------------|------------------|---------|------------|---------------------|--------------|-----------------|
| 4     | My child likes being at this school.   | 26             | 57.69            | 30.77   | 3.85       | 3.85                | 0.00         | 3.85            |
| 5     | Staff treat my child fairly and with respect.  | 26             | 53.85            | 38.46   | 3.85       | 0.00                | 3.85         | 0.00            |
| 6     | I feel that my child is safe at the school.  | 26             | 76.92            | 19.23   | 0.00       | 0.00                | 3.85         | 0.00            |
| 7     | The school helps my child to feel confident.   | 26             | 50               | 42.31   | 3.85       | 0.00                | 3.85         | 0.00            |
| 8     | I feel staff really know my child as an individual.  | 26             | 65.38            | 26.92   | 3.85       | 0.00                | 3.85         | 0.00            |
| 9     | My child finds their learning activities hard enough.  | 26             | 30.77            | 53.85   | 3.85       | 0.00                | 7.69         | 3.85            |
| 10    | My child receives the help he/she needs to do well.  | 26             | 61.54            | 26.92   | 3.85       | 3.85                | 3.85         | 0.00            |
| 11    | My child is encouraged by the school to be healthy and take regular exercise.  | 26             | 92.31            | 3.85    | 0.00       | 0.00                | 3.85         | 0.00            |
| 12    | The school supports my child's emotional wellbeing.  | 26             | 53.85            | 30.77   | 7.69       | 0.00                | 7.69         | 0.00            |
| 13    | My child is making good progress at the school.  | 26             | 50               | 42.31   | 0.00       | 3.85                | 3.85         | 0.00            |
| 14    | I receive helpful, regular feedback about how my child is learning and developing e.g. informal feedback, reports and learning profiles. | 26             | 50               | 34.62   | 11.54      | 3.85                | 0.00         | 0.00            |
| 15    | The information I receive about how my child is doing reaches me at the right time.  | 26             | 42.31            | 46.15   | 3.85       | 0.00                | 7.69         | 0.00            |
| 16    | I understand how my child's progress is assessed.  | 26             | 26.92            | 34.62   | 26.92      | 3.85                | 7.69         | 0.00            |
| 17    | The school gives me advice on how to support my child's learning at home.  | 26             | 38.46            | 50      | 11.54      | 0.00                | 0.00         | 0.00            |
| 18    | The school organises activities where my child and I can learn together.   | 26             | 23.08            | 34.62   | 26.92      | 0.00                | 15.38        | 0.00            |
| 19    | The school takes my views into account when making changes.  | 26             | 34.62            | 30.77   | 7.69       | 7.69                | 19.23        | 0.00            |
| 20    | I feel comfortable approaching the school with questions, suggestions and/or a problem.  | 26             | 50               | 26.92   | 11.54      | 7.69                | 3.85         | 0.00            |
| 21    | I feel encouraged to be involved in the work of the Parent Council and/or parent association.  | 26             | 46.15            | 30.77   | 0.00       | 3.85                | 19.23        | 0.00            |
| 22    | I am kept informed about the work of the Parent Council and/or parent association.   | 26             | 50               | 46.15   | 0.00       | 0.00                | 3.85         | 0.00            |

| Q No. | Question (cont.)   | Response Count | Strongly agree % | Agree % | Disagree % | Strongly disagree % | Don't know % | Didn't answer % |
|-------|--|----------------|------------------|---------|------------|---------------------|--------------|-----------------|
| 23    | I am satisfied with the quality of teaching in the school.   | 26             | 65.38            | 19.23   | 3.85       | 3.85                | 3.85         | 3.85            |
| 24    | The school is well led and managed.                          | 26             | 42.31            | 19.23   | 15.38      | 7.69                | 11.54        | 3.85            |
| 25    | The school encourages children to treat others with respect. | 26             | 61.54            | 26.92   | 0.00       | 0.00                | 7.69         | 3.85            |
| 26    | I would recommend the school to other parents.               | 26             | 53.85            | 11.54   | 3.85       | 11.54               | 15.38        | 3.85            |
| 27    | Overall, I am satisfied with the school.                     | 26             | 57.69            | 23.08   | 3.85       | 7.69                | 3.85         | 3.85            |

04 Your experience by percentage chart (sharing)



## Questionnaire for partners with the school (06)

## 06 Your experience by percentage (sharing)

| Q No. | Question  | Response Count | Strongly agree % | Agree % | Disagree % | Strongly disagree % | Don't know % | N/A % | Didn't answer % |
|-------|---|----------------|------------------|---------|------------|---------------------|--------------|-------|-----------------|
| 3     | My service/organisation works in partnership with the school on a regular basis.  | 12             | 16.67            | 58.33   | 0.00       | 0.00                | 0.00         | 16.67 | 8.33            |
| 4     | We are aware of the school's procedures for reporting child protection and safeguarding concerns.   | 12             | 41.67            | 41.67   | 0.00       | 0.00                | 0.00         | 0.00  | 16.67           |
| 5     | My service/organisation has a clear understanding of the school's strategies for raising attainment for all.  | 12             | 66.67            | 8.33    | 0.00       | 0.00                | 8.33         | 8.33  | 8.33            |
| 6     | There are effective arrangements in place for jointly planning provision with the school.   | 12             | 41.67            | 41.67   | 0.00       | 0.00                | 8.33         | 0.00  | 8.33            |
| 7     | There are effective arrangements for jointly delivering provision with the school.  | 12             | 25               | 58.33   | 0.00       | 0.00                | 8.33         | 0.00  | 8.33            |
| 8     | My service/organisation is involved in the school's self-evaluation of our joint work.  | 12             | 16.67            | 50      | 0.00       | 0.00                | 8.33         | 8.33  | 16.67           |
| 9     | Roles and responsibilities are clearly defined within the partnership.  | 12             | 33.33            | 41.67   | 0.00       | 0.00                | 8.33         | 0.00  | 16.67           |
| 10    | Effective arrangements are in place to evaluate the impact of our partnership working.  | 12             | 16.67            | 50      | 0.00       | 0.00                | 16.67        | 0.00  | 16.67           |
| 11    | My service/organisation is kept up to date with changes in the school which may affect the services we deliver.   | 12             | 33.33            | 33.33   | 0.00       | 0.00                | 0.00         | 8.33  | 25              |
| 12    | The school provides my service/organisation with relevant information about the needs of children and young people.   | 12             | 41.67            | 33.33   | 0.00       | 0.00                | 8.33         | 0.00  | 16.67           |
| 13    | Arrangements are in place to support my service/organisation to share relevant information about the progress of children and young people with the school. | 12             | 16.67            | 41.67   | 0.00       | 0.00                | 0.00         | 25    | 16.67           |
| 14    | The school values the contribution made by my service/organisation.   | 12             | 41.67            | 33.33   | 0.00       | 0.00                | 8.33         | 0.00  | 16.67           |
| 15    | The school actively promotes my service/organisation to potential users, as appropriate.  | 12             | 33.33            | 25      | 0.00       | 0.00                | 8.33         | 25    | 8.33            |



| Q No. | Question (cont.)  | Response Count | Strongly agree % | Agree % | Disagree % | Strongly disagree % | Don't know % | N/A % | Didn't answer % |
|-------|---|----------------|------------------|---------|------------|---------------------|--------------|-------|-----------------|
| 16    | There are opportunities to network, share practice and participate in joint training and development with the school. | 12             | 25               | 25      | 0.00       | 0.00                | 8.33         | 33.33 | 8.33            |
| 17    | My service/organisation has a clear understanding of the social, cultural and economic context of the school.         | 12             | 41.67            | 41.67   | 0.00       | 0.00                | 8.33         | 0.00  | 8.33            |
| 18    | Overall, partnership working with the school works well.  | 12             | 50               | 33.33   | 0.00       | 0.00                | 8.33         | 0.00  | 8.33            |

06 Your experience by percentage chart (sharing)

06 Your Experience by Percentage Chart (Sharing)

