

Lenzie Academy

Pre-inspection questionnaire summary report

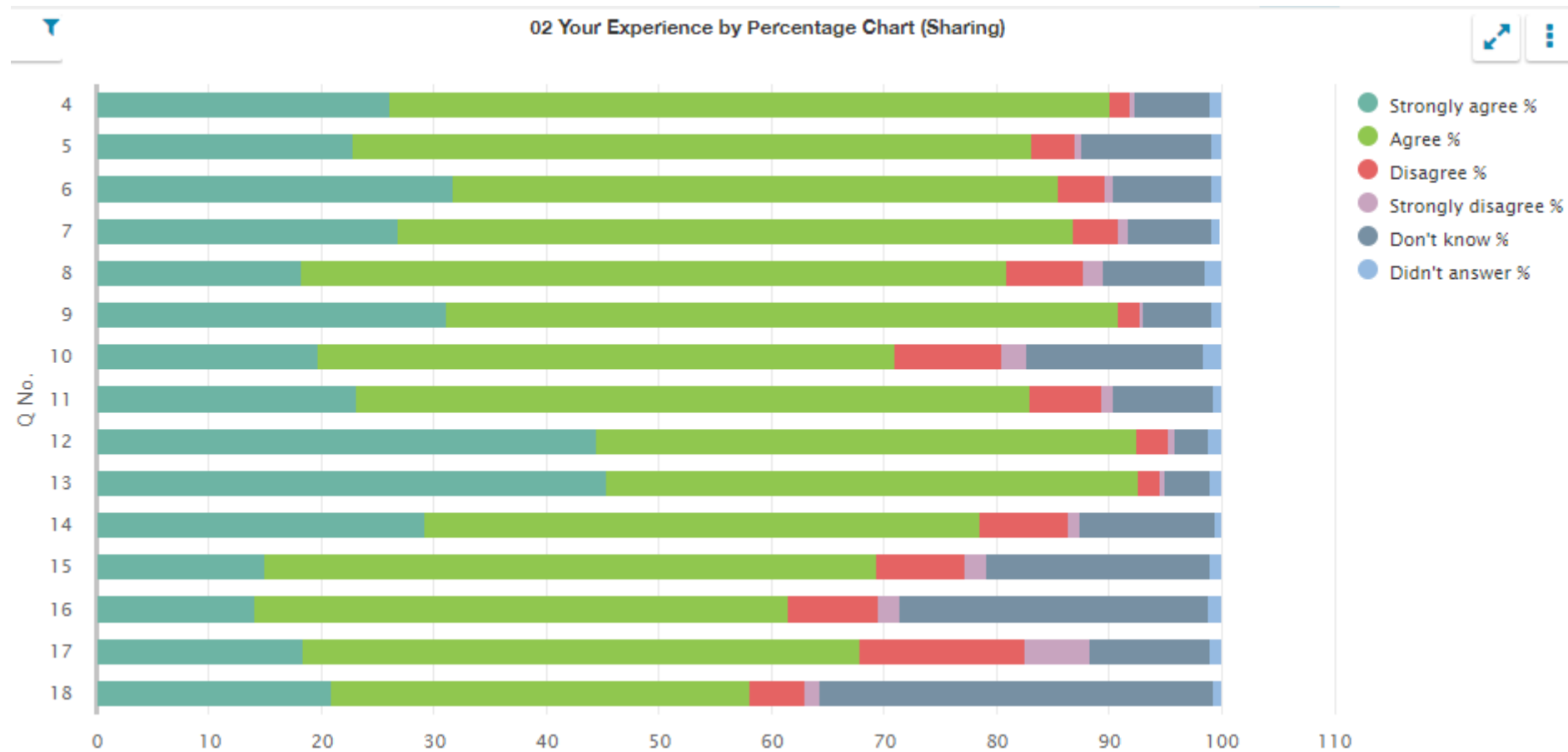
Inspection week: 4 November 2024

Questionnaire for young people in secondary stages (02)

02 Your experience by percentage (sharing)

Q No.	Question	Response Count	Strongly agree %	Agree %	Disagree %	Strongly disagree %	Don't know %	Didn't answer %
4	I feel safe when I am at school.	1180	26.10	63.98	1.78	0.51	6.61	1.02
5	My school helps me to feel safe.	1180	22.80	60.42	3.81	0.59	11.53	0.85
6	I have someone in my school I can speak to if I am upset or worried about something.	1180	31.69	53.90	4.07	0.76	8.73	0.85
7	Staff treat me fairly and with respect.	1180	26.86	60.08	3.90	0.93	7.37	0.85
8	Other young people treat me fairly and with respect.	1180	18.22	62.71	6.86	1.78	9.07	1.36
9	My school helps me to understand and respect other people.	1180	31.10	59.75	1.95	0.25	6.10	0.85
10	My school is helping me to become confident.	1180	19.75	51.19	9.49	2.29	15.76	1.53
11	My school teaches me how to lead a healthy lifestyle.	1180	23.14	59.83	6.36	1.10	8.90	0.68
12	There are lots of chances at my school for me to get regular exercise.	1180	44.41	48.05	2.80	0.68	2.97	1.10
13	My school offers me the opportunity to take part in activities in school beyond the classroom and timetabled day.	1180	45.34	47.37	1.86	0.51	3.90	1.02
14	I have the opportunity to discuss my achievements outwith school with an adult in school who knows me well.	1180	29.15	49.49	7.80	1.02	12.03	0.51
15	My school listens to my views.	1180	14.92	54.41	7.88	1.95	19.92	0.93
16	My school takes my views into account.	1180	14.07	47.46	8.05	1.86	27.46	1.10
17	My homework helps me to understand and improve my work in school.	1180	18.39	49.58	14.58	5.76	10.76	0.93
18	I was given good advice to make choices about taking the subjects that are right for me.	1180	20.93	37.12	5.00	1.27	35.00	0.68

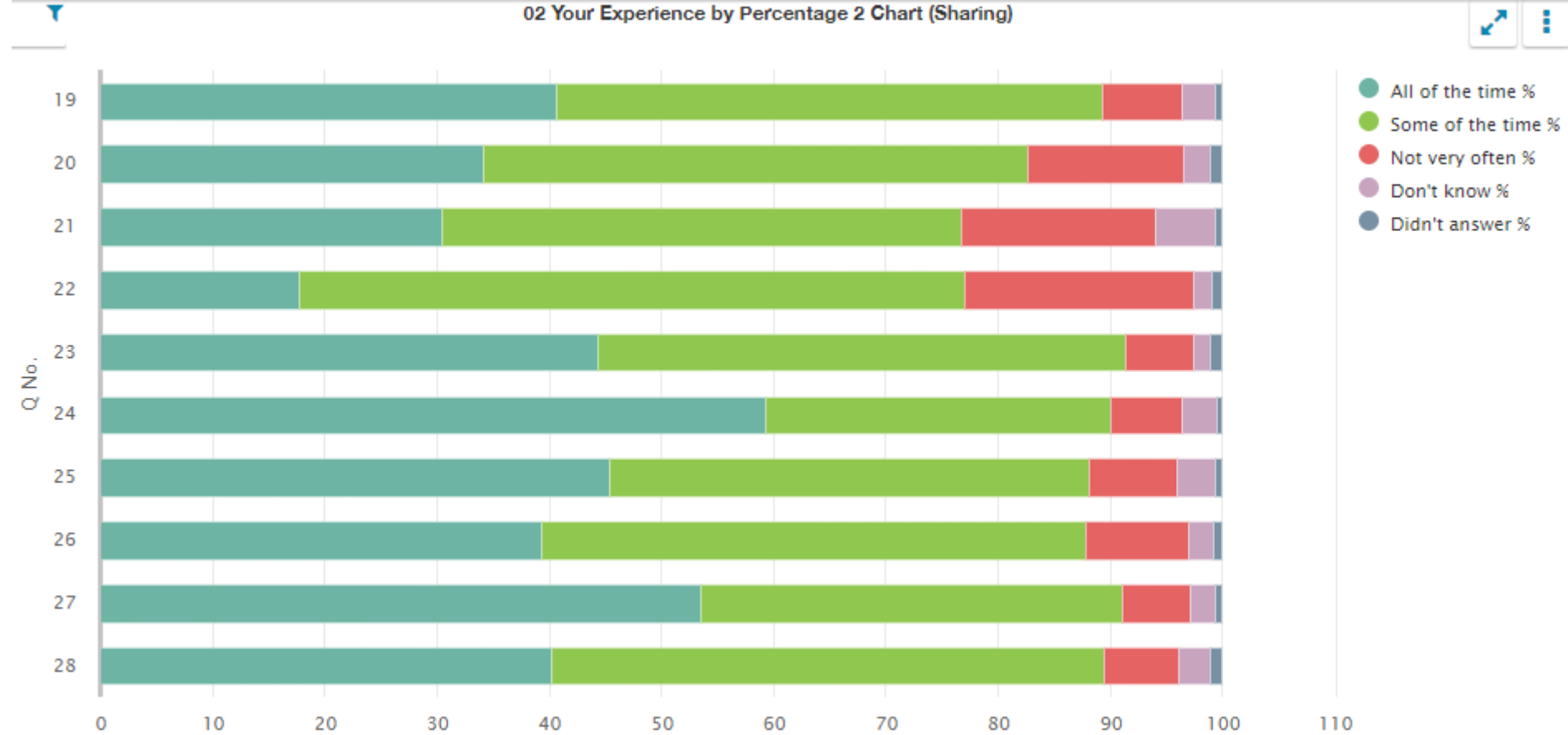
02 Your experience by percentage chart (sharing)



02 Your experience by percentage 2 (sharing)

Q No.	Question	Response Count	All of the time %	Some of the time %	Not very often %	Don't know %	Didn't answer %
19	Staff help young people to be responsible for their own behaviour.	1180	40.59	48.64	7.20	2.97	0.59
20	I feel comfortable approaching staff with questions or suggestions.	1180	34.15	48.56	13.81	2.46	1.02
21	I am given the opportunity to influence what and how I learn.	1180	30.42	46.27	17.29	5.42	0.59
22	I enjoy learning at school.	1180	17.80	59.24	20.42	1.61	0.93
23	I feel that my work in school is hard enough.	1180	44.41	46.95	6.10	1.44	1.10
24	I know who to ask to get help if I find my work too hard.	1180	59.24	30.76	6.36	3.14	0.51
25	Staff help me to understand how I am progressing in my school work.	1180	45.42	42.63	7.97	3.31	0.68
26	The feedback I receive on my work helps me to improve my learning.	1180	39.32	48.47	9.15	2.29	0.76
27	I am encouraged by staff to do the best I can.	1180	53.47	37.63	6.02	2.20	0.68
28	I am happy with the quality of teaching in my school.	1180	40.25	49.15	6.69	2.88	1.02

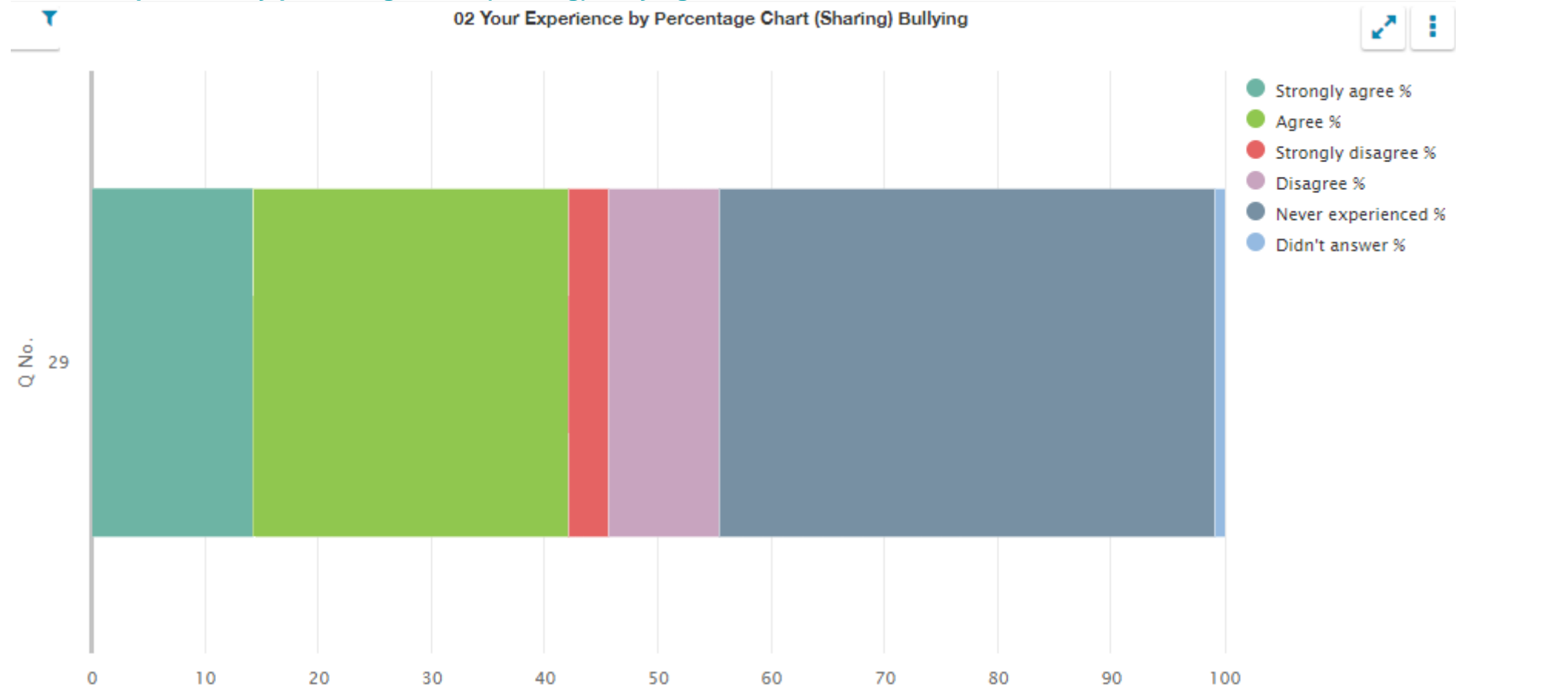
02 Your experience by percentage 2 chart (sharing)



02 Your experience by percentage (sharing) bullying

Q No.	Question	Response Count	Strongly agree %	Agree %	Disagree %	Strongly disagree %	Never experienced %	Didn't answer %
29	My school deals well with any bullying.	1180	14.32	27.80	9.83	3.47	43.73	0.85

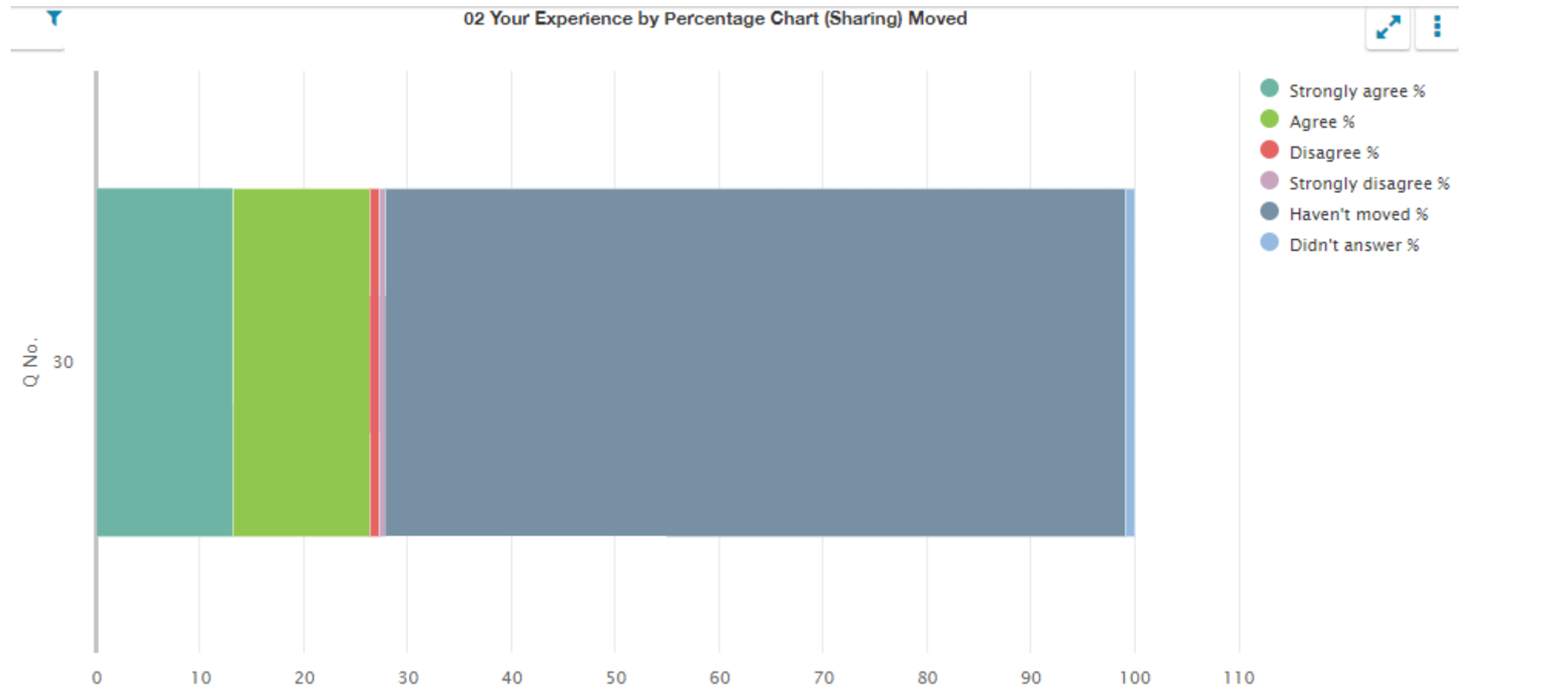
02 Your experience by percentage chart (sharing) bullying



02 Your experience by percentage (sharing) moved

Q No.	Question	Response Count	Strongly agree %	Agree %	Disagree %	Strongly disagree %	Haven't moved %	Didn't answer %
30	I was well supported if I moved to a new school within the last year.	1180	13.14	13.22	0.85	0.59	71.36	0.85

02 Your experience by percentage chart (sharing) moved



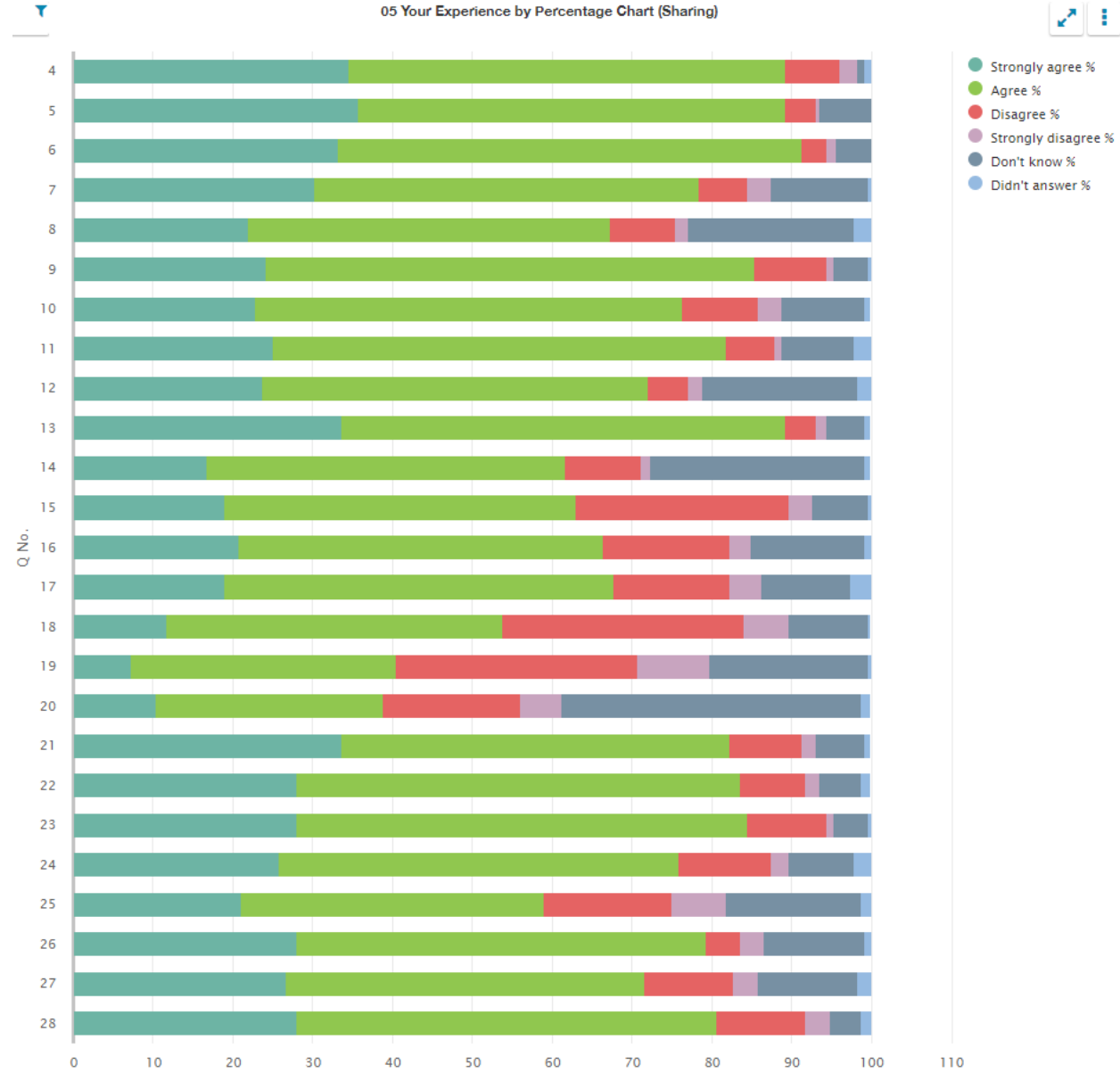
Questionnaire for parents/carers of children in secondary stages (05)

05 Your experience by percentage (sharing)

Q No.	Question	Response Count	Strongly agree %	Agree %	Disagree %	Strongly disagree %	Don't know %	Didn't answer %
4	My child likes being at this school.	232	34.48	54.74	6.90	2.16	0.86	0.86
5	Staff treat my child fairly and with respect.	232	35.78	53.45	3.88	0.43	6.47	0.00
6	I feel that my child is safe at the school.	232	33.19	58.19	3.02	1.29	4.31	0.00
7	The school helps my child to feel confident.	232	30.17	48.28	6.03	3.02	12.07	0.43
8	I feel staff really know my child as an individual.	232	21.98	45.26	8.19	1.72	20.69	2.16
9	My child finds their learning activities hard enough.	232	24.14	61.21	9.05	0.86	4.31	0.43
10	My child receives the help he/she needs to do well.	232	22.84	53.45	9.48	3.02	10.34	0.86
11	My child is encouraged by the school to be healthy and take regular exercise.	232	25.00	56.90	6.03	0.86	9.05	2.16
12	The school supports my child's emotional wellbeing.	232	23.71	48.28	5.17	1.72	19.40	1.72
13	My child is making good progress at the school.	232	33.62	55.60	3.88	1.29	4.74	0.86
14	My child was well supported to make choices about taking the subjects that are right for them.	232	16.81	44.83	9.48	1.29	26.72	0.86
15	I receive helpful, regular feedback about how my child is learning and developing e.g. informal feedback, reports and learning profiles.	232	18.97	43.97	26.72	3.02	6.90	0.43
16	The information I receive about how my child is doing reaches me at the right time.	232	20.69	45.69	15.95	2.59	14.22	0.86
17	I understand how my child's progress is assessed.	232	18.97	48.71	14.66	3.88	11.21	2.59
18	The school gives me advice on how to support my child's learning at home.	232	11.64	42.24	30.17	5.60	9.91	0.43
19	The school organises activities where my child and I can learn together.	232	7.33	33.19	30.17	9.05	19.83	0.43
20	The school takes my views into account when making changes.	232	10.34	28.45	17.24	5.17	37.50	1.29
21	I feel comfortable approaching the school with questions, suggestions and/or a problem.	232	33.62	48.71	9.05	1.72	6.03	0.86

Q No.	Question (cont.)	Response Count	Strongly agree %	Agree %	Disagree %	Strongly disagree %	Don't know %	Didn't answer %
22	I feel encouraged to be involved in the work of the Parent Council and/or parent association.	232	28.02	55.60	8.19	1.72	5.17	1.29
23	I am kept informed about the work of the Parent Council and/or parent association.	232	28.02	56.47	9.91	0.86	4.31	0.43
24	I am satisfied with the quality of teaching in the school.	232	25.86	50.00	11.64	2.16	8.19	2.16
25	The school is well led and managed.	232	21.12	37.93	15.95	6.90	16.81	1.29
26	The school encourages young people to treat others with respect.	232	28.02	51.29	4.31	3.02	12.50	0.86
27	I would recommend the school to other parents.	232	26.72	44.83	11.21	3.02	12.50	1.72
28	Overall, I am satisfied with the school.	232	28.02	52.59	11.21	3.02	3.88	1.29

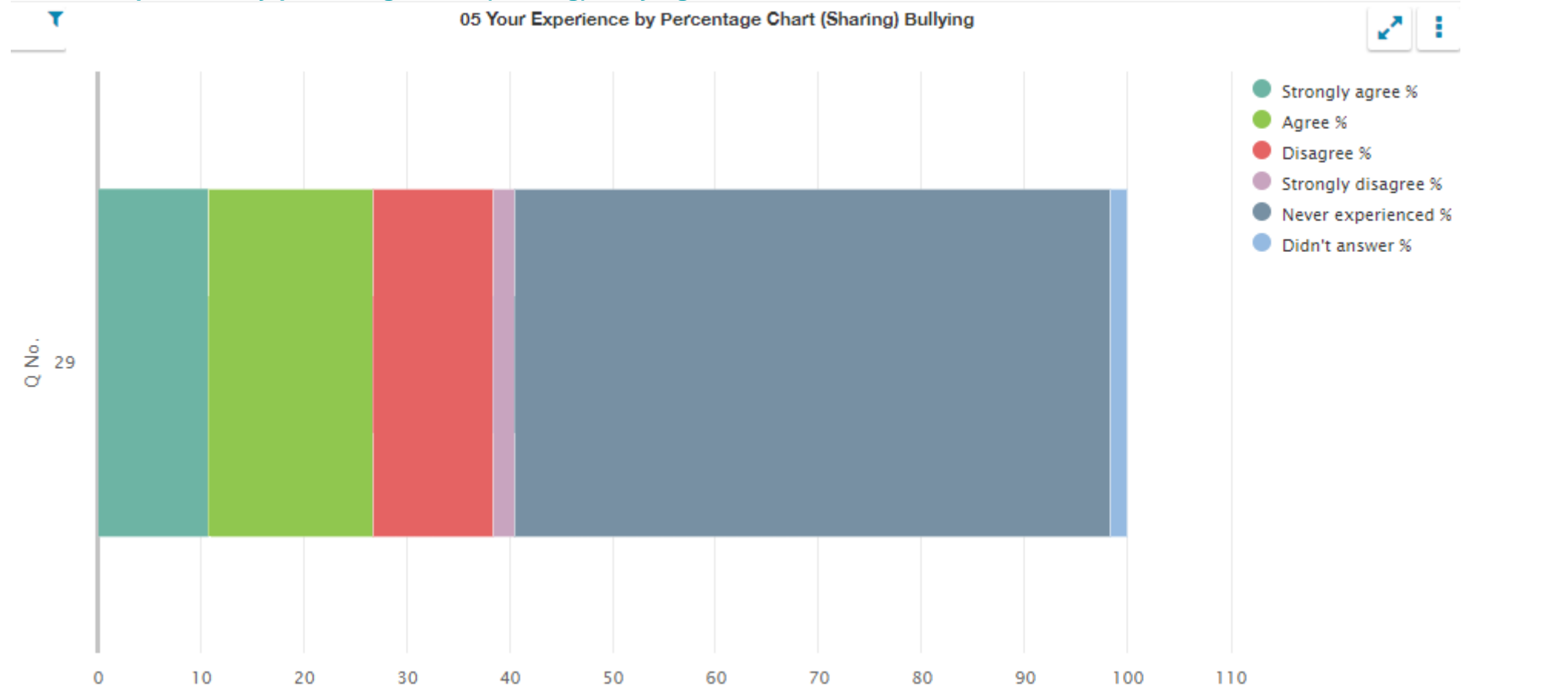
05 Your experience by percentage chart (sharing)



05 Your experience by percentage (sharing) bullying

Q No.	Question	Response Count	Strongly agree %	Agree %	Disagree %	Strongly disagree %	Never experienced %	Didn't answer %
29	My child's school deals well with any bullying.	232	10.78	15.95	11.64	2.16	57.76	1.72

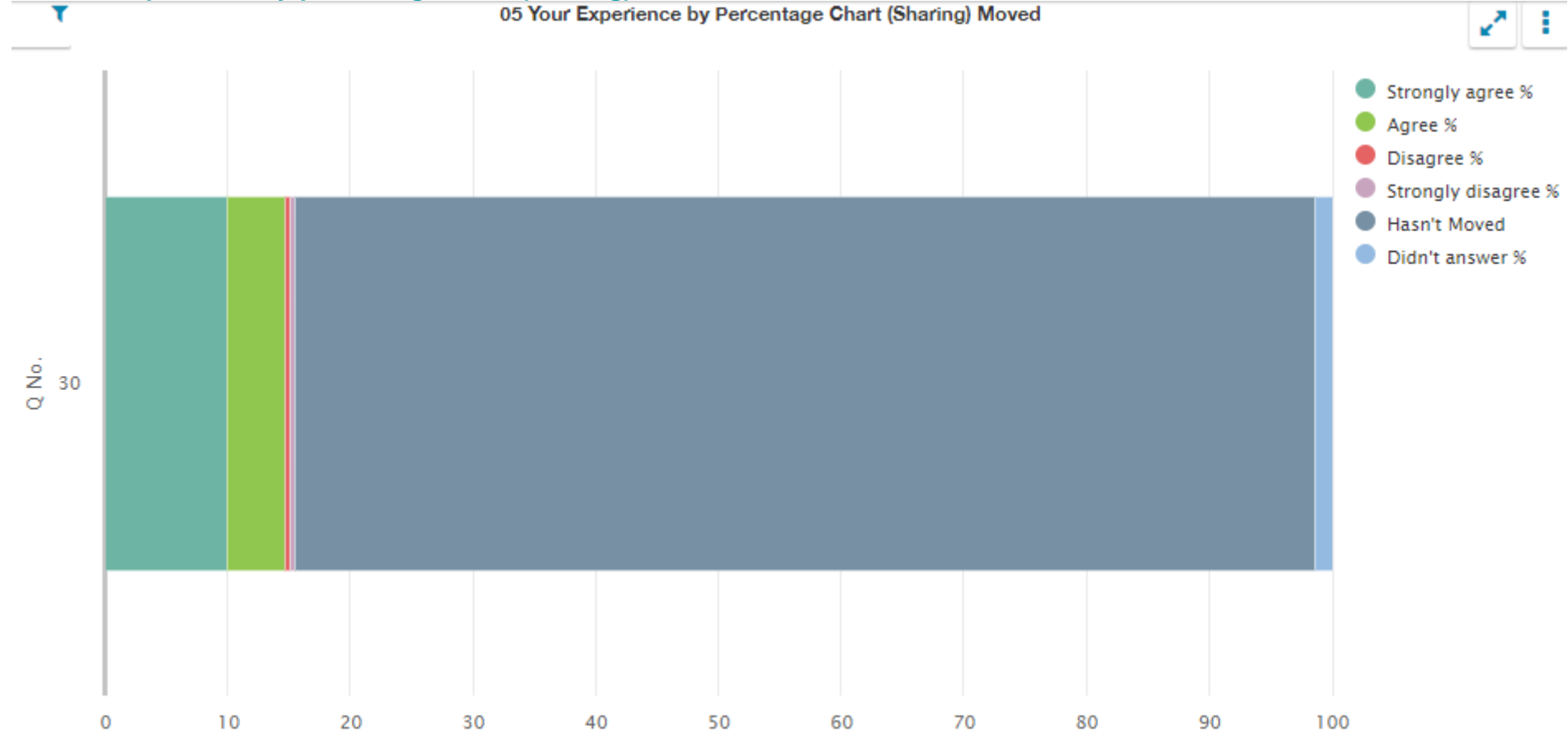
05 Your experience by percentage chart (sharing) bullying



05 Your experience by percentage (sharing) moved

Q No.	Question	Response Count	Strongly agree %	Agree %	Disagree %	Strongly disagree %	Hasn't Moved	Didn't answer %
30	My child was well supported if they moved to a new school within the last year.	232	9.91	4.74	0.43	0.43	83.19	1.29

05 Your experience by percentage chart (sharing) moved



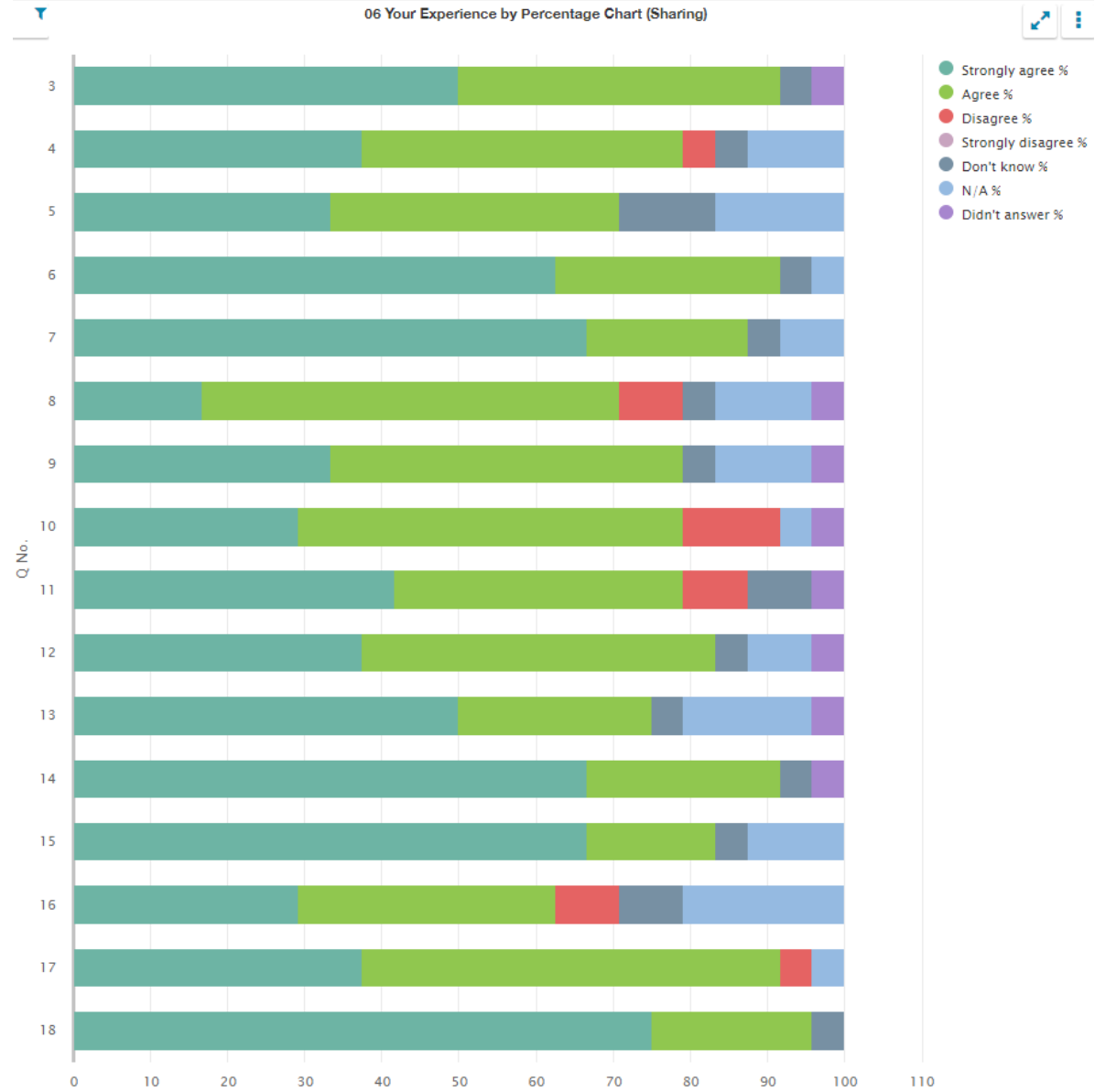
Questionnaire for partners with the school (06)

06 Your experience by percentage (sharing)

Q No.	Question	Response Count	Strongly agree %	Agree %	Disagree %	Strongly disagree %	Don't know %	N/A %	Didn't answer %
3	My service/organisation works in partnership with the school on a regular basis.	24	50.00	41.67	0.00	0.00	4.17	0.00	4.17
4	We are aware of the school's procedures for reporting child protection and safeguarding concerns.	24	37.50	41.67	4.17	0.00	4.17	12.50	0.00
5	My service/organisation has a clear understanding of the school's strategies for raising attainment for all.	24	33.33	37.50	0.00	0.00	12.50	16.67	0.00
6	There are effective arrangements in place for jointly planning provision with the school.	24	62.50	29.17	0.00	0.00	4.17	4.17	0.00
7	There are effective arrangements for jointly delivering provision with the school.	24	66.67	20.83	0.00	0.00	4.17	8.33	0.00
8	My service/organisation is involved in the school's self-evaluation of our joint work.	24	16.67	54.17	8.33	0.00	4.17	12.50	4.17
9	Roles and responsibilities are clearly defined within the partnership.	24	33.33	45.83	0.00	0.00	4.17	12.50	4.17
10	Effective arrangements are in place to evaluate the impact of our partnership working.	24	29.17	50.00	12.50	0.00	0.00	4.17	4.17
11	My service/organisation is kept up to date with changes in the school which may affect the services we deliver.	24	41.67	37.50	8.33	0.00	8.33	0.00	4.17
12	The school provides my service/organisation with relevant information about the needs of children and young people.	24	37.50	45.83	0.00	0.00	4.17	8.33	4.17
13	Arrangements are in place to support my service/organisation to share relevant information about the progress of children and young people with the school.	24	50.00	25.00	0.00	0.00	4.17	16.67	4.17
14	The school values the contribution made by my service/organisation.	24	66.67	25.00	0.00	0.00	4.17	0.00	4.17
15	The school actively promotes my service/organisation to potential users, as appropriate.	24	66.67	16.67	0.00	0.00	4.17	12.50	0.00

Q No.	Question (cont.)	Response Count	Strongly agree %	Agree %	Disagree %	Strongly disagree %	Don't know %	N/A %	Didn't answer %
16	There are opportunities to network, share practice and participate in joint training and development with the school.	24	29.17	33.33	8.33	0.00	8.33	20.83	0.00
17	My service/organisation has a clear understanding of the social, cultural and economic context of the school.	24	37.50	54.17	4.17	0.00	0.00	4.17	0.00
18	Overall, partnership working with the school works well.	24	75.00	20.83	0.00	0.00	4.17	0.00	0.00

06 Your experience by percentage chart (sharing)



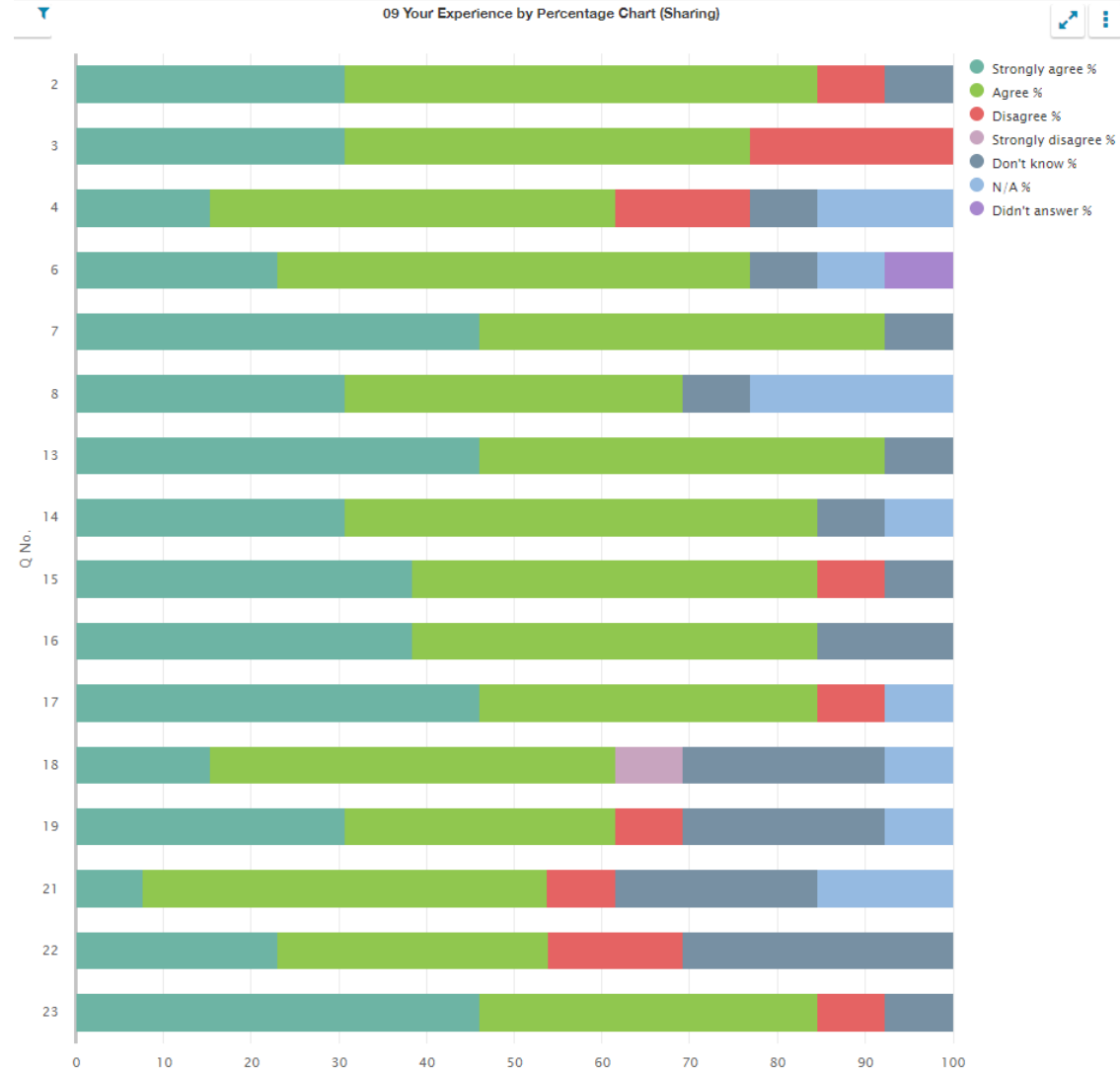
Questionnaire for school support staff (09)

09 Your experience by percentage (sharing)

Q No.	Question	Response Count	Strongly agree %	Agree %	Disagree %	Strongly disagree %	Don't know %	N/A %	Didn't answer %
2	I find it rewarding to be a member of staff at this school.	13	30.77	53.85	7.69	0.00	7.69	0.00	0.00
3	I feel a valued part of the school's community.	13	30.77	46.15	23.08	0.00	0.00	0.00	0.00
4	I am encouraged to learn and share practice with colleagues from other schools.	13	15.38	46.15	15.38	0.00	7.69	15.38	0.00
5	I am given the opportunity to learn and share practice with colleagues from other schools.	X	X	X	X	X	X	X	X
6	I have a clear understanding of the social, cultural and economic context of the school.	13	23.08	53.85	0.00	0.00	7.69	7.69	7.69
7	I feel appropriately supported by the school to undertake my role.	13	46.15	46.15	0.00	0.00	7.69	0.00	0.00
8	I am supported to take part in development opportunities.	13	30.77	38.46	0.00	0.00	7.69	23.08	0.00
9	My professional learning enables me to reflect on and improve my practice.	X	X	X	X	X	X	X	X
10	I have regular opportunities to undertake leadership roles.	X	X	X	X	X	X	X	X
11	I have opportunities to be involved in agreeing priorities for the school.	X	X	X	X	X	X	X	X
12	I am actively involved in the school's ongoing self-evaluation.	X	X	X	X	X	X	X	X
13	I understand how to apply the school's procedures relating to child protection and safeguarding.	13	46.15	46.15	0.00	0.00	7.69	0.00	0.00
14	The school's vision and values underpins my work.	13	30.77	53.85	0.00	0.00	7.69	7.69	0.00
15	Staff treat all children and young people fairly and with respect.	13	38.46	46.15	7.69	0.00	7.69	0.00	0.00
16	Colleagues treat each other with respect.	13	38.46	46.15	0.00	0.00	15.38	0.00	0.00
17	Children and young people are encouraged and supported to treat others with respect.	13	46.15	38.46	7.69	0.00	0.00	7.69	0.00
18	Children and young people are well behaved.	13	15.38	46.15	0.00	7.69	23.08	7.69	0.00

Q No.	Question (cont.)	Response Count	Strongly agree %	Agree %	Disagree %	Strongly disagree %	Don't know %	N/A %	Didn't answer %
19	The school deals effectively with any bullying.	13	30.77	30.77	7.69	0.00	23.08	7.69	0.00
20	I am provided with feedback when I report an incident.	X	X	X	X	X	X	X	X
21	Collaborative working across the school is effective in taking forward improvement.	13	7.69	46.15	7.69	0.00	23.08	15.38	0.00
22	Staff at all levels within the school communicate effectively with each other.	13	23.08	30.77	15.38	0.00	30.77	0.00	0.00
23	The school is well led and managed.	13	46.15	38.46	7.69	0.00	7.69	0.00	0.00

09 Your experience by percentage chart (sharing)



Questionnaire for school teachers (10)

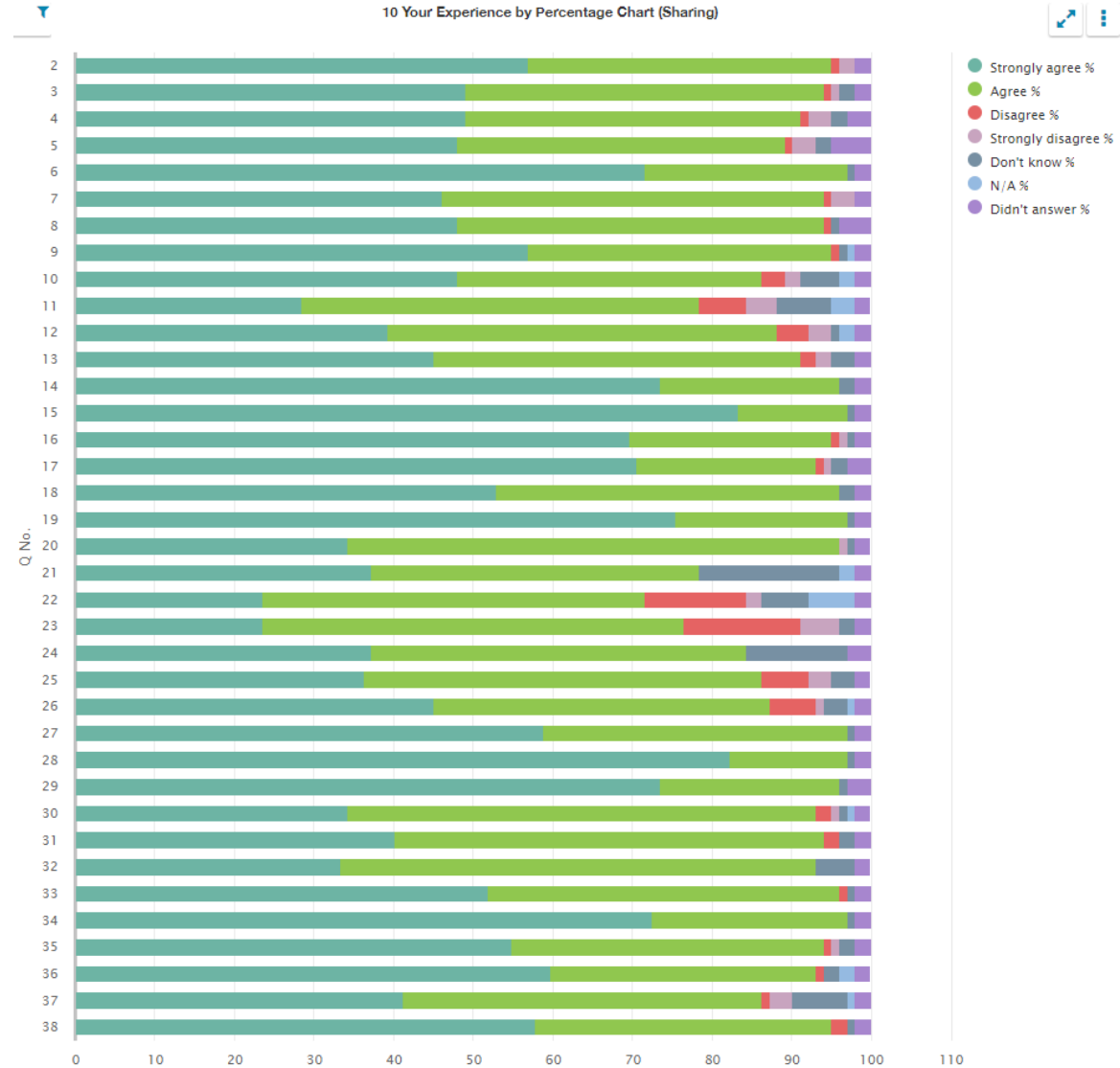
10 Your experience by percentage (sharing)

Q No.	Question	Response Count	Strongly agree %	Agree %	Disagree %	Strongly disagree %	Don't know %	N/A %	Didn't answer %
2	I find it rewarding to be a member of staff at this school.	102	56.86	38.24	0.98	1.96	0.00	0.00	1.96
3	I feel a valued part of the school's community.	102	49.02	45.10	0.98	0.98	1.96	0.00	1.96
4	I am encouraged to learn and share practice with colleagues from other schools.	102	49.02	42.16	0.98	2.94	1.96	0.00	2.94
5	I am given the opportunity to learn and share practice with colleagues from other schools.	102	48.04	41.18	0.98	2.94	1.96	0.00	4.90
6	I have a clear understanding of the social, cultural and economic context of the school.	102	71.57	25.49	0.00	0.00	0.98	0.00	1.96
7	I feel appropriately supported by the school to undertake my role.	102	46.08	48.04	0.98	2.94	0.00	0.00	1.96
8	I am supported to engage in professional learning.	102	48.04	46.08	0.98	0.00	0.98	0.00	3.92
9	My professional learning enables me to reflect on and improve my practice.	102	56.86	38.24	0.98	0.00	0.98	0.98	1.96
10	I have regular opportunities to undertake leadership roles.	102	48.04	38.24	2.94	1.96	4.90	1.96	1.96
11	I have opportunities to be involved in agreeing priorities for the school.	102	28.43	50.00	5.88	3.92	6.86	2.94	1.96
12	I am actively involved in the school's ongoing self-evaluation.	102	39.22	49.02	3.92	2.94	0.98	1.96	1.96
13	GTCS standards are used to support professional dialogue.	102	45.10	46.08	1.96	1.96	2.94	0.00	1.96
14	I use information, including data, effectively to identify and reduce inequalities in children's and young people's outcomes.	102	73.53	22.55	0.00	0.00	1.96	0.00	1.96
15	I understand how to apply the school's procedures relating to child protection and safeguarding.	102	83.33	13.73	0.00	0.00	0.98	0.00	1.96
16	The school's vision and values underpins my work.	102	69.61	25.49	0.98	0.98	0.98	0.00	1.96
17	Staff treat all children and young people fairly and with respect.	102	70.59	22.55	0.98	0.98	1.96	0.00	2.94

Q No.	Question (cont.)	Response Count	Strongly agree %	Agree %	Disagree %	Strongly disagree %	Don't know %	N/A %	Didn't answer %
18	Colleagues treat each other with respect.	102	52.94	43.14	0.00	0.00	1.96	0.00	1.96
19	Children and young people are encouraged and supported to treat others with respect.	102	75.49	21.57	0.00	0.00	0.98	0.00	1.96
20	Children and young people are well behaved.	102	34.31	61.76	0.00	0.98	0.98	0.00	1.96
21	The school deals effectively with any bullying.	102	37.25	41.18	0.00	0.00	17.65	1.96	1.96
22	I am provided with feedback when I report an incident.	102	23.53	48.04	12.75	1.96	5.88	5.88	1.96
23	Staff at all levels within the school communicate effectively with each other.	102	23.53	52.94	14.71	4.90	1.96	0.00	1.96
24	The school's arrangements for engaging parents in their child's learning are effective.	102	37.25	47.06	0.00	0.00	12.75	0.00	2.94
25	The school is well led and managed.	102	36.27	50.00	5.88	2.94	2.94	0.00	1.96
26	Collaborative working across the school is effective in taking forward improvement.	102	45.10	42.16	5.88	0.98	2.94	0.98	1.96
27	Children and young people are engaged in their learning.	102	58.82	38.24	0.00	0.00	0.98	0.00	1.96
28	I give children and young people regular feedback which helps them to progress.	102	82.35	14.71	0.00	0.00	0.98	0.00	1.96
29	Children and young people are provided with experiences which meet their learning needs.	102	73.53	22.55	0.00	0.00	0.98	0.00	2.94
30	Children and young people are involved in talking about and planning their learning.	102	34.31	58.82	1.96	0.98	0.98	0.98	1.96
31	Children and young people are involved in setting their learning targets.	102	40.20	53.92	1.96	0.00	1.96	0.00	1.96
32	Children and young people have the opportunity to lead their learning.	102	33.33	59.80	0.00	0.00	4.90	0.00	1.96
33	I receive appropriate support for planning, preparation and assessment.	102	51.96	44.12	0.98	0.00	0.98	0.00	1.96
34	The school has effective strategies to support children and young people with their learning, including those requiring additional support.	102	72.55	24.51	0.00	0.00	0.98	0.00	1.96
35	Staff have a shared understanding of their 'responsibility of all' in literacy and numeracy and health and wellbeing.	102	54.90	39.22	0.98	0.98	1.96	0.00	1.96

Q No.	Question (cont.)	Response Count	Strongly agree %	Agree %	Disagree %	Strongly disagree %	Don't know %	N/A %	Didn't answer %
36	Moderation activities are helping me to make sound professional judgements.	102	59.80	33.33	0.98	0.00	1.96	1.96	1.96
37	I have regular opportunities to help shape the curriculum through discussions with colleagues, parents and partners.	102	41.18	45.10	0.98	2.94	6.86	0.98	1.96
38	I am aware of and involved in the school's strategies for raising attainment for all.	102	57.84	37.25	1.96	0.00	0.98	0.00	1.96

10 Your experience by percentage chart (sharing)



Questionnaire for pupil support staff (11)

11 Your experience by percentage (sharing)

Q No.	Question	Response Count	Strongly agree %	Agree %	Disagree %	Strongly disagree %	Don't know %	N/A %	Didn't answer %
2	I find it rewarding to be a member of staff at this school.	11	36.36	54.55	0.00	0.00	9.09	0.00	0.00
3	I feel a valued part of the school's community.	11	18.18	63.64	9.09	0.00	9.09	0.00	0.00
4	I am encouraged to learn and share practice with colleagues from other schools.	11	0.00	54.55	27.27	0.00	9.09	9.09	0.00
5	I am given the opportunity to learn and share practice with colleagues from other schools.	11	9.09	54.55	27.27	0.00	0.00	9.09	0.00
6	I have a clear understanding of the social, cultural and economic context of the school.	11	45.45	45.45	0.00	0.00	9.09	0.00	0.00
7	I feel appropriately supported by the school to undertake my role.	11	36.36	45.45	9.09	0.00	9.09	0.00	0.00
8	I am supported to engage in professional learning.	11	9.09	63.64	0.00	0.00	18.18	0.00	9.09
9	My professional learning enables me to reflect on and improve my practice.	11	18.18	72.73	0.00	0.00	9.09	0.00	0.00
10	I have regular opportunities to undertake leadership roles.	X	X	X	X	X	X	X	X
11	I have opportunities to be involved in agreeing priorities for the school.	X	X	X	X	X	X	X	X
12	I am actively involved in the school's ongoing self-evaluation.	11	0.00	18.18	36.36	0.00	45.45	0.00	0.00
13	I use information, including data, effectively to identify and reduce inequalities in children's and young people's outcomes.	11	27.27	36.36	0.00	0.00	27.27	9.09	0.00
14	I understand how to apply the school's procedures relating to child protection and safeguarding.	11	72.73	18.18	0.00	0.00	9.09	0.00	0.00
15	The school's vision and values underpins my work.	11	54.55	36.36	0.00	0.00	9.09	0.00	0.00
16	Staff treat all children and young people fairly and with respect.	11	54.55	27.27	9.09	0.00	9.09	0.00	0.00
17	Colleagues treat each other with respect.	11	36.36	45.45	0.00	0.00	18.18	0.00	0.00

Q No.	Question (cont.)	Response Count	Strongly agree %	Agree %	Disagree %	Strongly disagree %	Don't know %	N/A %	Didn't answer %
18	Children and young people are encouraged and supported to treat others with respect.	11	54.55	36.36	0.00	0.00	9.09	0.00	0.00
19	Children and young people are well behaved.	11	9.09	81.82	0.00	0.00	9.09	0.00	0.00
20	The school deals effectively with any bullying.	11	18.18	45.45	9.09	0.00	27.27	0.00	0.00
21	I am provided with feedback when I report an incident.	X	X	X	X	X	X	X	X
22	Staff at all levels within the school communicate effectively with each other.	11	9.09	63.64	18.18	0.00	9.09	0.00	0.00
23	The school's arrangements for engaging parents in their child's learning are effective.	11	0.00	36.36	0.00	0.00	63.64	0.00	0.00
24	The school is well led and managed.	11	27.27	45.45	9.09	0.00	18.18	0.00	0.00
25	Collaborative working across the school is effective in taking forward improvement.	11	18.18	36.36	0.00	0.00	45.45	0.00	0.00
26	Children and young people are engaged in their learning.	11	18.18	72.73	0.00	0.00	9.09	0.00	0.00
27	I give children and young people regular feedback which helps them to progress.	11	27.27	54.55	9.09	0.00	0.00	9.09	0.00
28	Children and young people are provided with experiences which meet their learning needs.	11	27.27	54.55	0.00	0.00	18.18	0.00	0.00
29	Children and young people are involved in talking about and planning their learning.	11	18.18	36.36	9.09	0.00	36.36	0.00	0.00
30	Children and young people are involved in setting their learning targets.	11	18.18	45.45	9.09	0.00	27.27	0.00	0.00
31	Children and young people have the opportunity to lead their learning.	11	9.09	54.55	0.00	0.00	36.36	0.00	0.00
32	I receive appropriate support for planning, preparation and assessment.	X	X	X	X	X	X	X	X
33	The school has effective strategies to support children and young people with their learning, including those requiring additional support.	11	45.45	45.45	0.00	0.00	9.09	0.00	0.00
34	Staff have a shared understanding of their 'responsibility of all' in literacy and numeracy and health and wellbeing.	11	36.36	45.45	0.00	0.00	18.18	0.00	0.00
35	I have regular opportunities to help shape the curriculum as part of the team.	X	X	X	X	X	X	X	X

Q No.	Question (cont.)	Response Count	Strongly agree %	Agree %	Disagree %	Strongly disagree %	Don't know %	N/A %	Didn't answer %
36	I am aware of the school's strategies for raising attainment for all.	11	27.27	63.64	0.00	0.00	9.09	0.00	0.00

11 Your experience by percentage chart (sharing)

