

# New Animation

Part 4

Post production

POST PRODUCTION- AFTER YOU  
HAVE FILMED YOUR ANIMATION

ANIMATION IS  
60% SOUND.



SOUND CAN BE:  
MUSIC  
VOICE OVERS  
AND  
SOUND EFFECTS



THE MORE  
SOUND YOU ADD  
THE BETTER.



ADDING SOUNDS TO YOUR ANIMATION.



USING A VIDEO EDITING PROGRAM LIKE I MOVIE ON THE MAC OR MOVIE MAKER ON THE PC.



I'M IMPORTING MY ANIMATION INTO THE VIDEO EDITING PROGRAM.



WATCH YOUR FILM THROUGH AND LIST THE SOUNDS NEEDED.

WHAT SOUNDS?



A SOUND EFFECT  
OF CRYING HERE  
WOULD BE GOOD.  
EASY TO RECORD

USE THE VOICE OVER  
RECORD OPTION ON  
YOUR EDITING PROGRAM  
TO ADD THE SOUND OF  
CRYING




BOO HOO. AND YOU  
COULD ADD THE  
SOUND OF WATER  
DRIPPING. SNIFF



# MUSIC

A MUSIC SOUND TRACK WILL ADD INTEREST TO YOUR ANIMATION



YOU CAN CREATE YOUR OWN ORIGINAL SOUND TRACK.



REMEMBER DON'T USE OTHER PEOPLE'S MUSIC IF YOU INTEND TO SHARE YOUR WORK.



## NARRATION/ VOICE OVERS



A SIMPLE  
NARRATION CAN  
HELP TELL YOUR  
STORY/IDEA.




BONJOUR! YOUR  
CHARACTERS CAN SPEAK  
IN A DIFFERENT  
LANGUAGE

ADD A POEM, LYRICS  
OR SELECTION OF  
VERSE.



DOWNLOAD FREE SOUND EFFECTS FROM:  
[WWW.PARTNERSINRHYME.COM](http://WWW.PARTNERSINRHYME.COM)  
AND  
[WWW.FINDSOUNDS.COM](http://WWW.FINDSOUNDS.COM)




FREE ANIMATION  
SOFTWARE  
SM ANIMATOR FOR THE PC  
FRAME BY FRAME FOR THE  
MAC.



SHARING YOUR WORK.

THERE ARE LOTS OF OPPORTUNITIES TO SHARE YOUR WORK WITH AN AUDIENCE.



ON LINE WITH GLOW AND YOUTUBE



OR A FILM FESTIVAL

